



US00D935701S

(12) **United States Design Patent** (10) **Patent No.:** **US D935,701 S**  
**Wang** (45) **Date of Patent:** **\*\* Nov. 9, 2021**

(54) **PET BED**  
(71) Applicant: **Qin Wang**, Shenzhen (CN)  
(72) Inventor: **Qin Wang**, Shenzhen (CN)  
(\*\*) Term: **15 Years**  
(21) Appl. No.: **29/714,314**  
(22) Filed: **Nov. 22, 2019**  
(51) **LOC (13) Cl.** ..... **30-06**  
(52) **U.S. Cl.**  
USPC ..... **D30/118; D2/719**  
(58) **Field of Classification Search**  
USPC ..... D21/520; D6/601, 349, 595-597, 604,  
D6/382; D8/333, 343, 354, 366, 373,  
D8/382, 383; D25/48.1, 48.3, 152, 153,  
D25/154, 155, 156; D30/108-120,  
D30/158-161; D2/719  
CPC ..... A01K 1/00; A01K 1/0272; A01K 1/0353;  
A01K 1/035; A01K 1/0017; A01K  
1/0245; A01K 1/0035; A01K 1/0151;  
A47C 21/02  
See application file for complete search history.

D381,234 S \* 7/1997 Lupoff ..... 5/636  
D382,755 S \* 8/1997 Knopfler ..... 5/419  
D382,756 S \* 8/1997 Ryan ..... D6/596  
D383,634 S \* 9/1997 Selph ..... D6/596  
D441,146 S \* 4/2001 Passmore ..... D30/118  
6,378,456 B1 \* 4/2002 Jerome ..... A01K 1/0353  
119/28.5  
D621,105 S \* 8/2010 Askinasi ..... D30/161  
D822,911 S \* 7/2018 Menayan ..... D30/118  
D836,848 S \* 12/2018 Broten ..... D30/118  
D850,158 S \* 6/2019 Daniels ..... D6/603  
D869,879 S \* 12/2019 Kubish ..... D6/602  
D882,185 S \* 4/2020 Stein ..... D30/118  
D896,548 S \* 9/2020 Harrott ..... D6/601  
D898,449 S \* 10/2020 Moule ..... D6/602  
D898,450 S \* 10/2020 Moule ..... D6/602  
D898,451 S \* 10/2020 Moule ..... D6/602  
D898,452 S \* 10/2020 Moule ..... D6/602

\* cited by examiner

*Primary Examiner* — Aula Soroush

(57) **CLAIM**

The ornamental design for a pet bed, as shown and described.

**DESCRIPTION**

FIG. 1 is a perspective view of a pet bed showing my new design;  
FIG. 2 is a front elevation view thereof;  
FIG. 3 is a rear elevation view thereof;  
FIG. 4 is a left side elevation view thereof;  
FIG. 5 is a right side elevation view thereof;  
FIG. 6 is a top plan view thereof; and,  
FIG. 7 is a bottom plan view thereof.  
The broken lines are representing stitching of the pet bed and the broken lines form no part of the claimed design.

**1 Claim, 7 Drawing Sheets**

(56) **References Cited**  
U.S. PATENT DOCUMENTS  
2,775,222 A \* 12/1956 Kruck ..... A01K 1/0353  
119/482  
D314,804 S \* 2/1991 Thomas ..... D21/809  
D314,805 S \* 2/1991 Thomas ..... D21/809  
D315,076 S \* 3/1991 Hanna ..... D6/601  
D315,187 S \* 3/1991 Thomas ..... D21/809  
D315,188 S \* 3/1991 Thomas ..... D21/809  
D315,189 S \* 3/1991 Thomas ..... D21/809  
D315,388 S \* 3/1991 Thomas ..... D21/809





FIG. 1




FIG. 2




FIG. 3

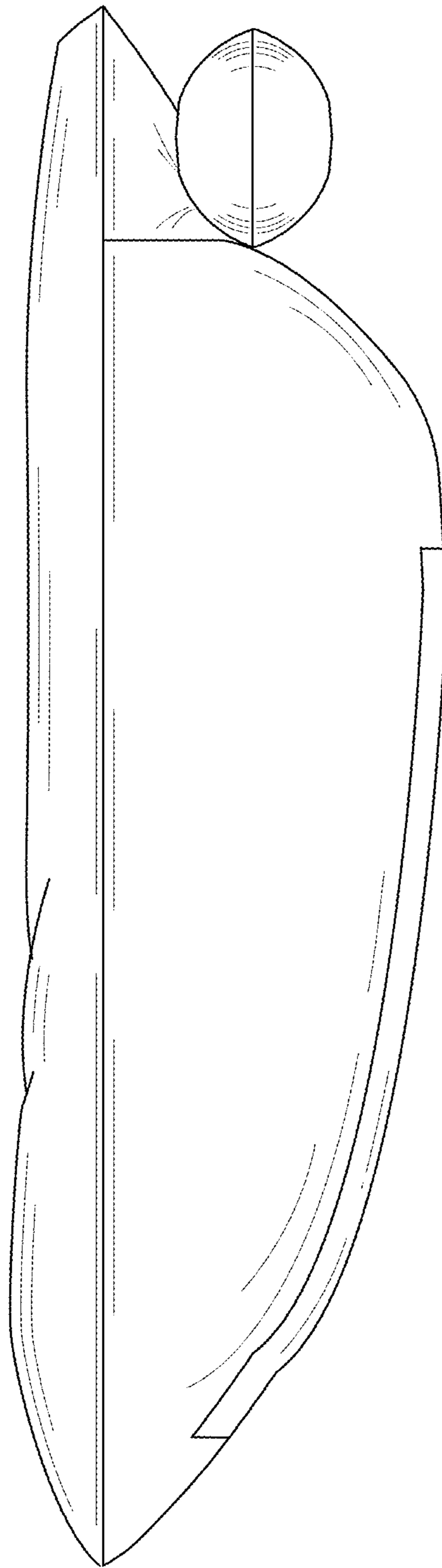


FIG. 4

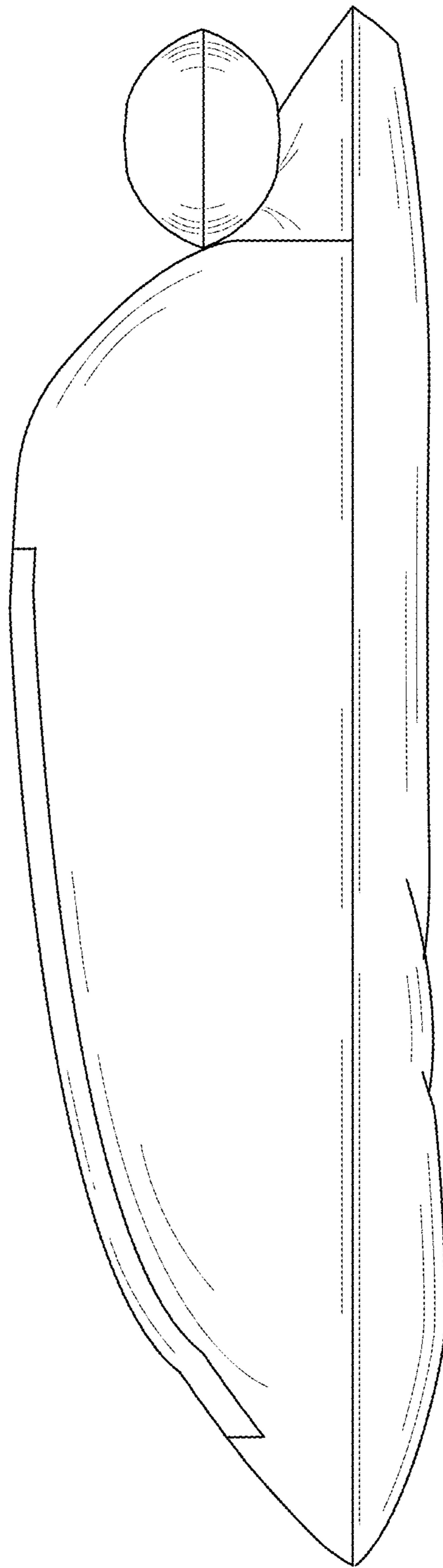


FIG. 5

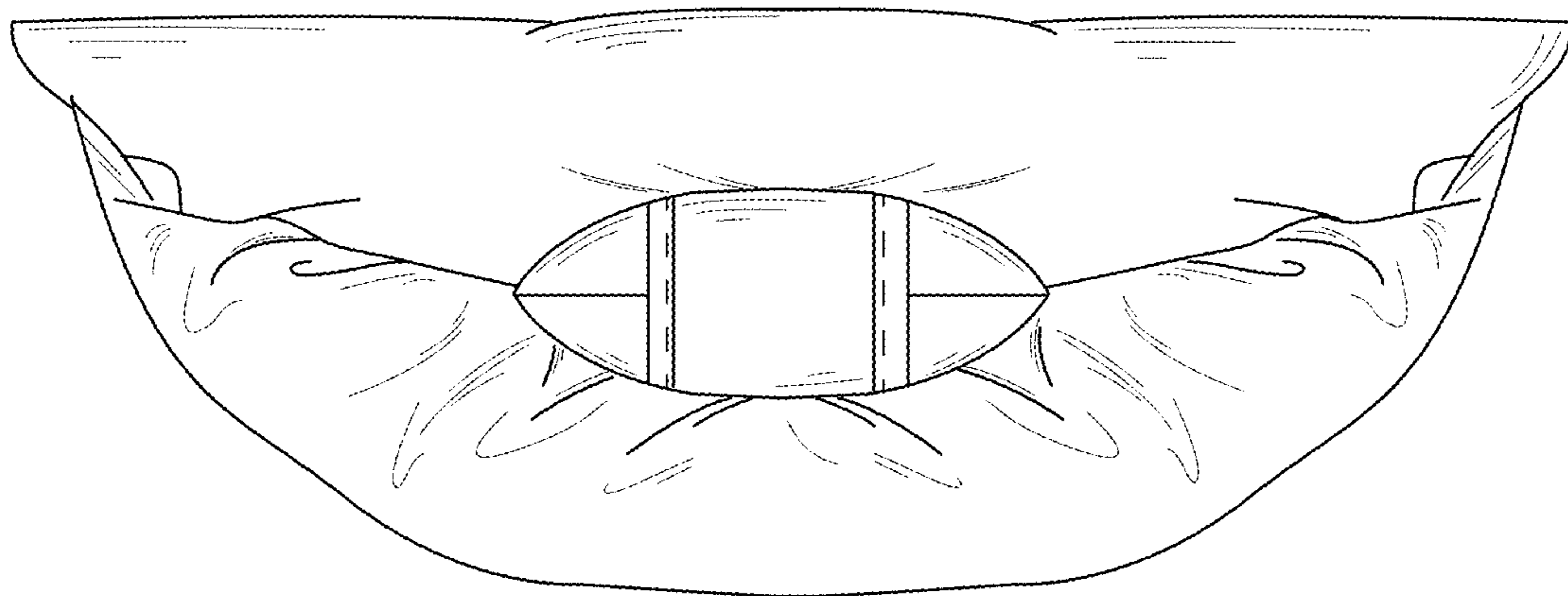


FIG. 6

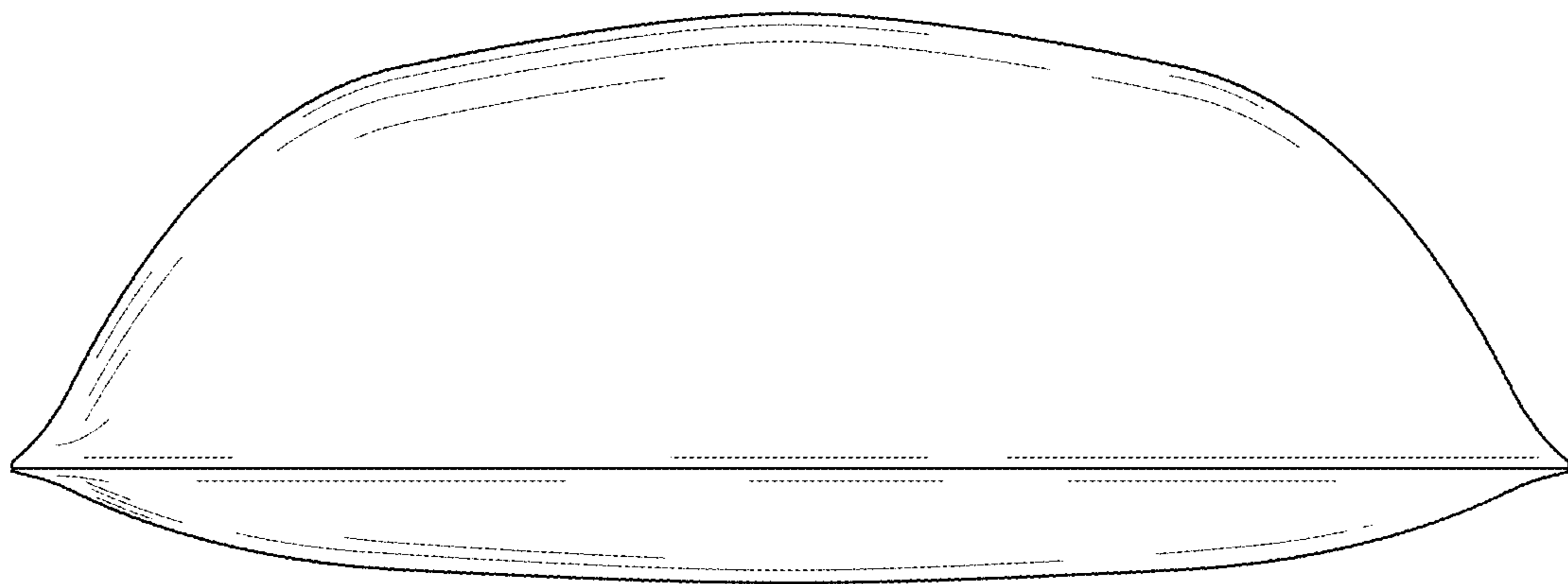


FIG. 7