



US00D935698S

(12) **United States Design Patent** (10) **Patent No.:** **US D935,698 S**
Berdinka (45) **Date of Patent:** **** Nov. 9, 2021**

(54) **COSMETIC CLIP**
(71) Applicant: **Lizzy B. Products, LLC**, Riverhead, NY (US)
(72) Inventor: **Elizabeth Berdinka**, Riverhead, NY (US)
(73) Assignee: **Lizzy B. Products, LLC**, Riverhead, NY (US)
(**) Term: **15 Years**
(21) Appl. No.: **29/725,266**
(22) Filed: **Feb. 24, 2020**
(51) **LOC (13) Cl.** **28-03**
(52) **U.S. Cl.**
USPC **D28/73**
(58) **Field of Classification Search**
USPC D28/9, 10, 39-43, 73, 75, 76, 77, 99;
D8/62; D24/133, 146-147; D2/925, 939,
D2/941; D19/77-85; D3/313
CPC ... A45D 8/00; A45D 8/20; A45D 8/24; A45D
8/28; A45D 8/30; A45D 8/32; A45D
8/34; A45D 29/00; A45D 29/06; A45D
29/11; A45D 29/14; A45D 29/007; A45D
44/00; A45D 44/04; A45D 44/18; B65D
85/00; B65D 85/18; B65D 73/00
See application file for complete search history.

(56) **References Cited**
U.S. PATENT DOCUMENTS
5,642,557 A * 7/1997 Clews E04B 2/7442
24/339
5,836,055 A * 11/1998 Cooper B43K 23/001
24/339
D413,184 S * 8/1999 Cooper D28/64.3
D682,058 S * 5/2013 Puglisi D8/34
D700,400 S * 2/2014 Saman D28/73
10,555,593 B1 * 2/2020 Haeuser A45D 40/00

10,925,383 B2 * 2/2021 Murakami F16B 2/22
2014/0261532 A1 * 9/2014 Saman A45D 44/00
132/312
2018/0177278 A1 * 6/2018 Lu B43K 5/1863
2019/0053611 A1 * 2/2019 Murakami A45F 5/02

FOREIGN PATENT DOCUMENTS

CA 2280868 A1 * 8/1998 B43K 23/001
* cited by examiner

Primary Examiner — Jennifer Rivard
Assistant Examiner — Alison Mofstun
(74) *Attorney, Agent, or Firm* — Dentons Durham Jones
Pinegar

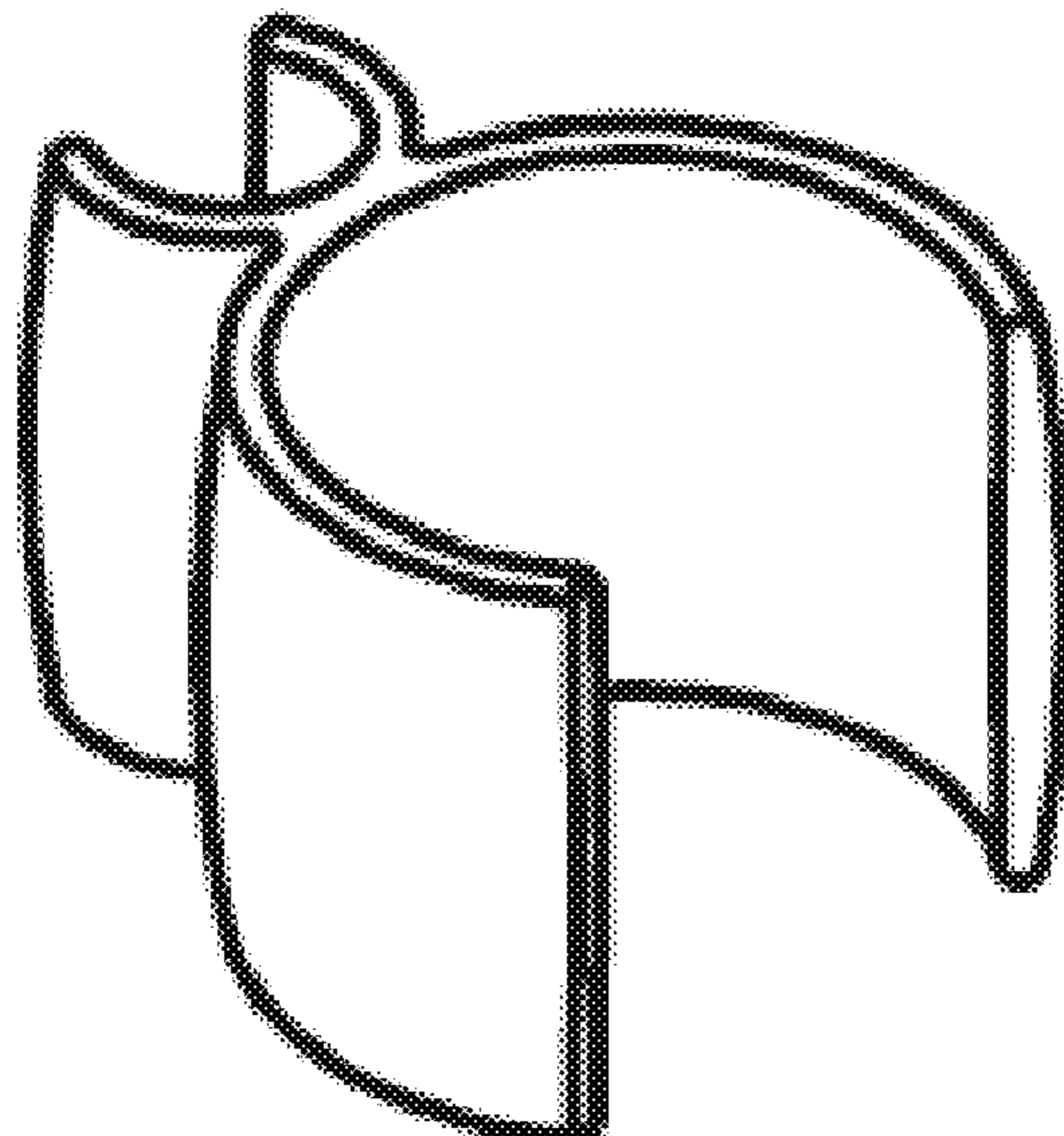
(57) **CLAIM**

The ornamental design for a cosmetic clip, as shown and described.

DESCRIPTION

FIG. 1 is a front perspective view of a first embodiment of a cosmetic clip, showing my new design;
FIG. 2 is a front view of the cosmetic clip shown in FIG. 1;
FIG. 3 is a rear view of the cosmetic clip shown in FIG. 1;
FIG. 4 is a first side view of the cosmetic clip shown in FIG. 1;
FIG. 5 is a second side view of the cosmetic clip shown in FIG. 1;
FIG. 6 is a top view of the cosmetic clip shown in FIG. 1;
FIG. 7 is a bottom view of the cosmetic clip shown in FIG. 1;
FIG. 8 is a front perspective view of a second embodiment of a cosmetic clip; and,
FIG. 9 is a rear perspective view of the cosmetic clip shown in FIG. 8.
Broken lines represent features that form no part of the claimed design.

1 Claim, 2 Drawing Sheets



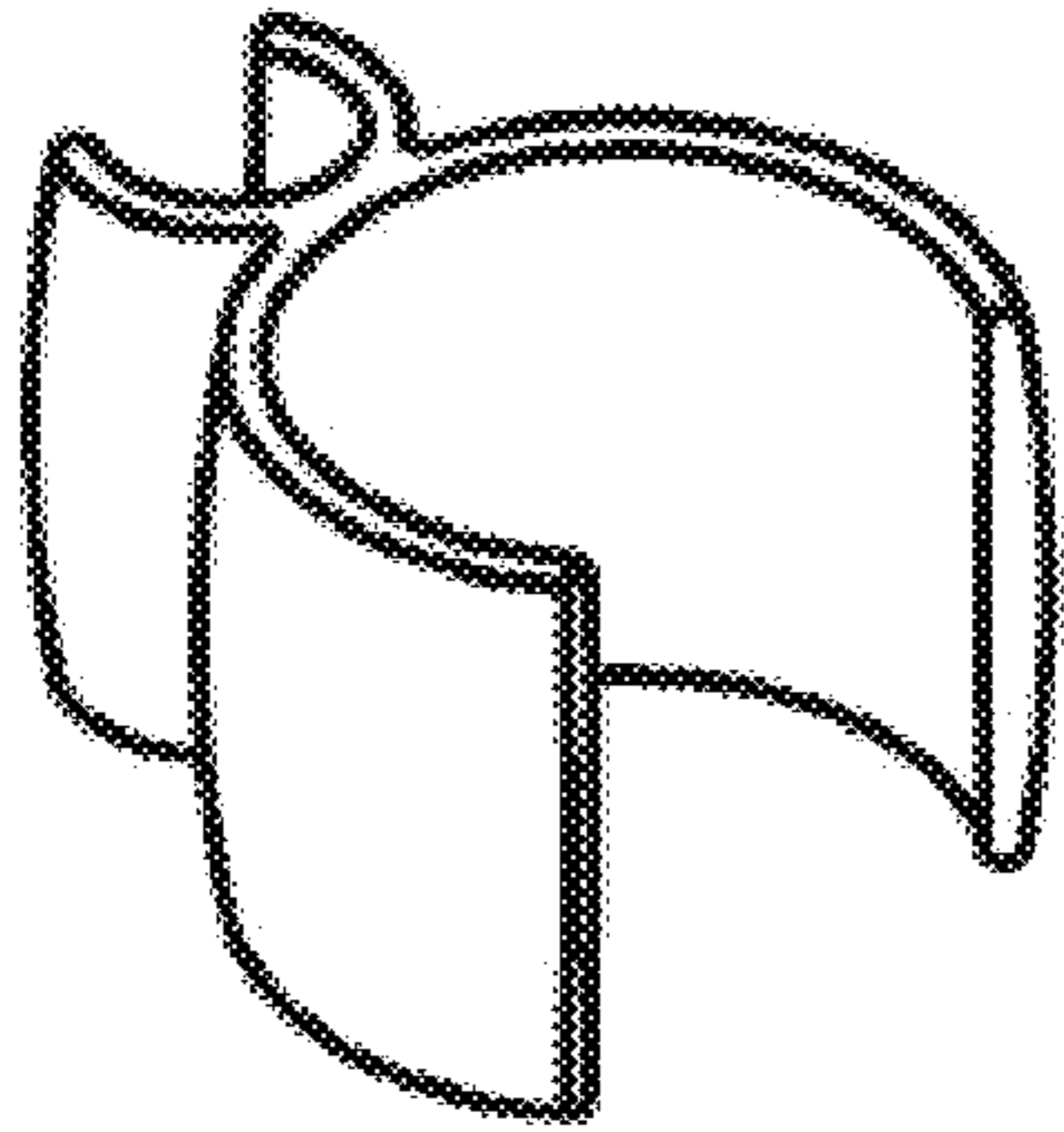


FIG. 1




FIG. 2

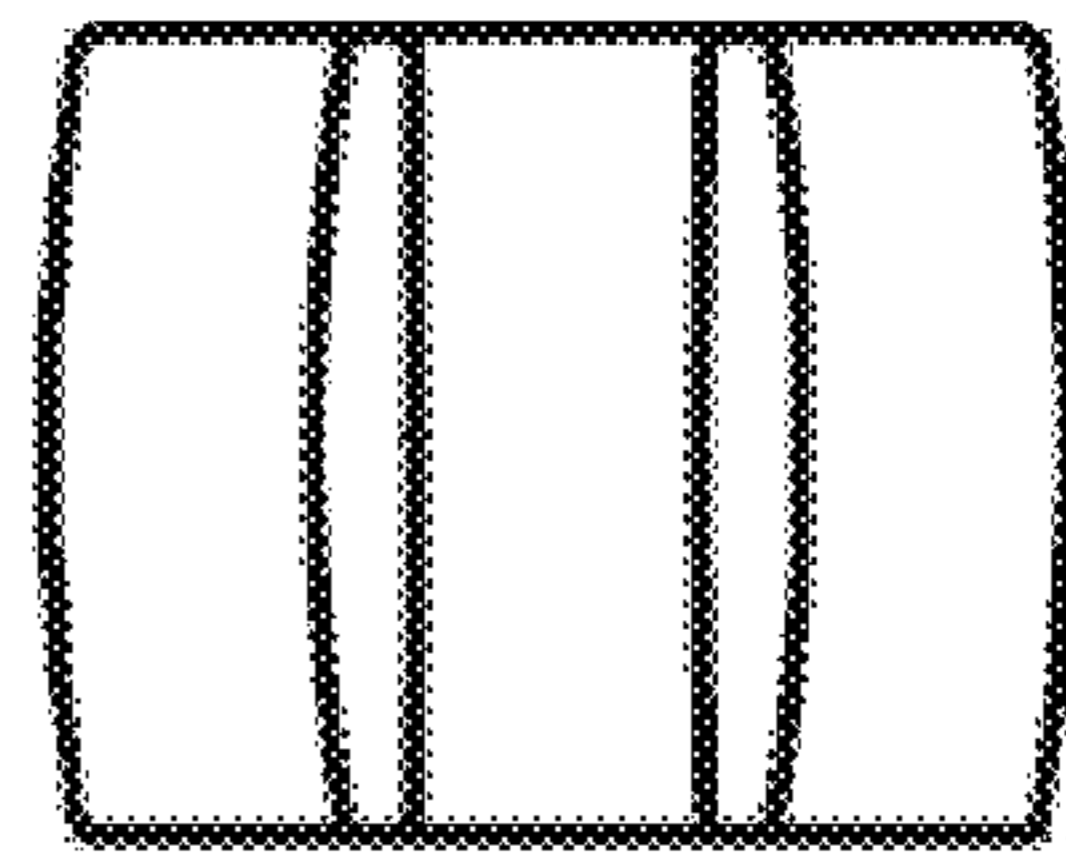


FIG. 3




FIG. 4

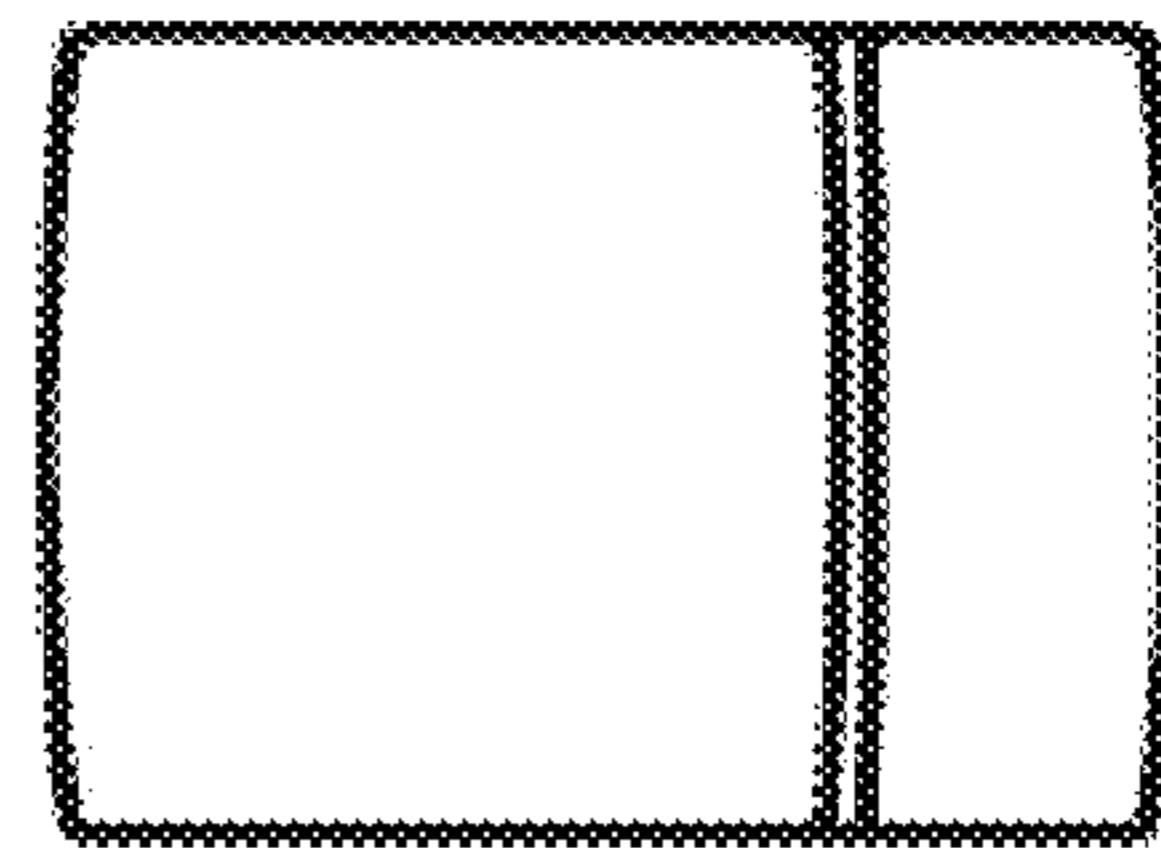


FIG. 5

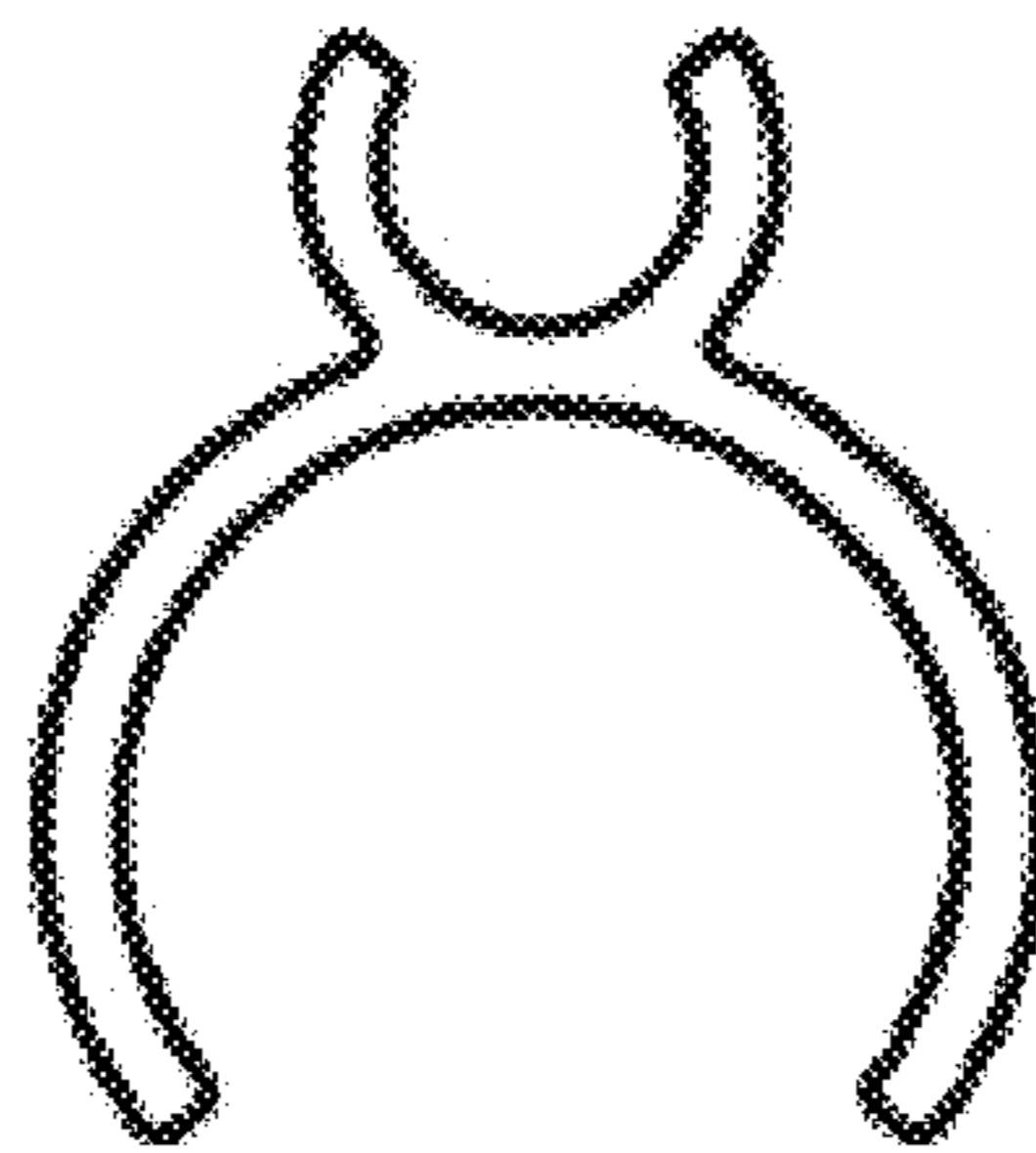


FIG. 6

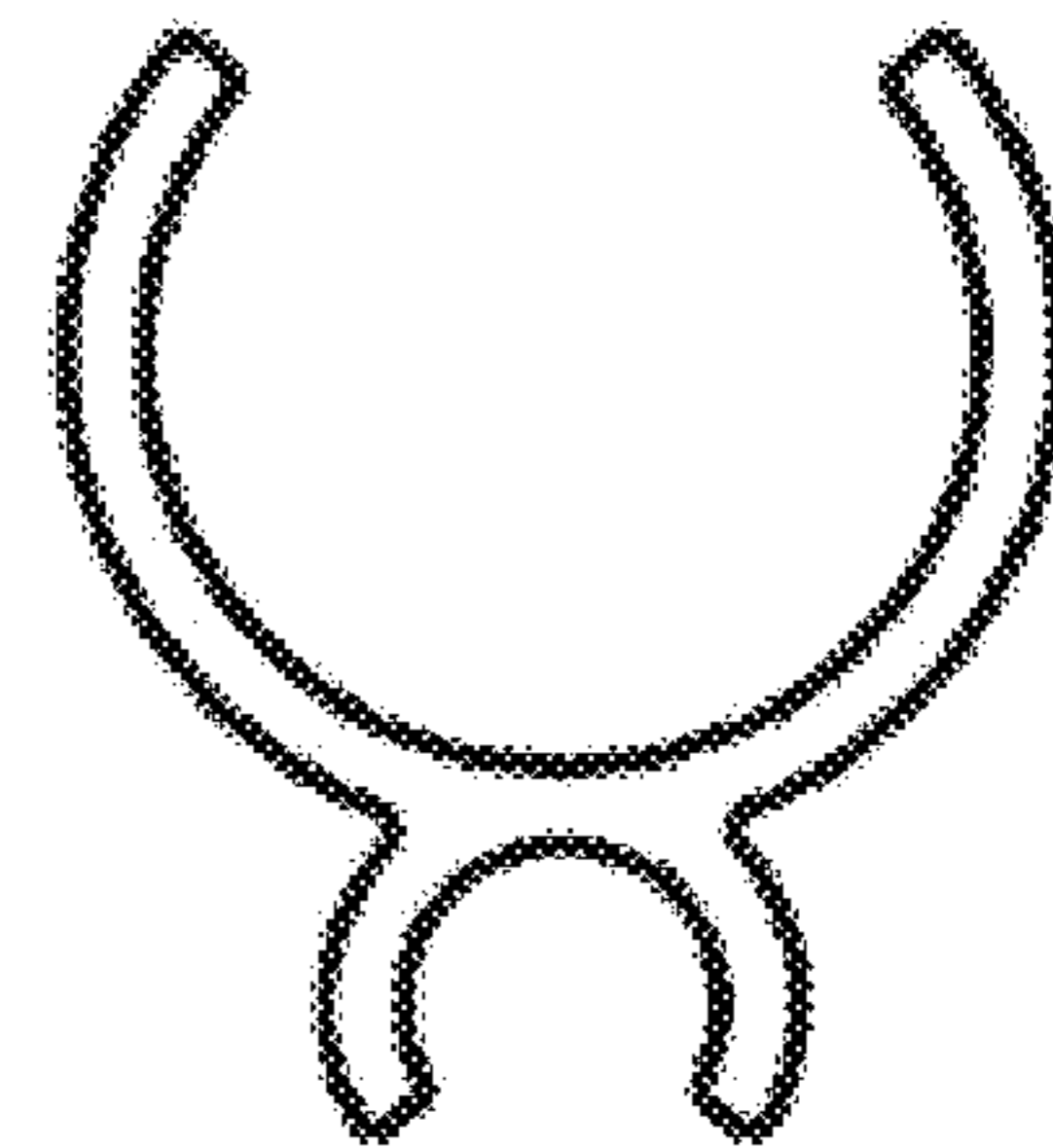


FIG. 7

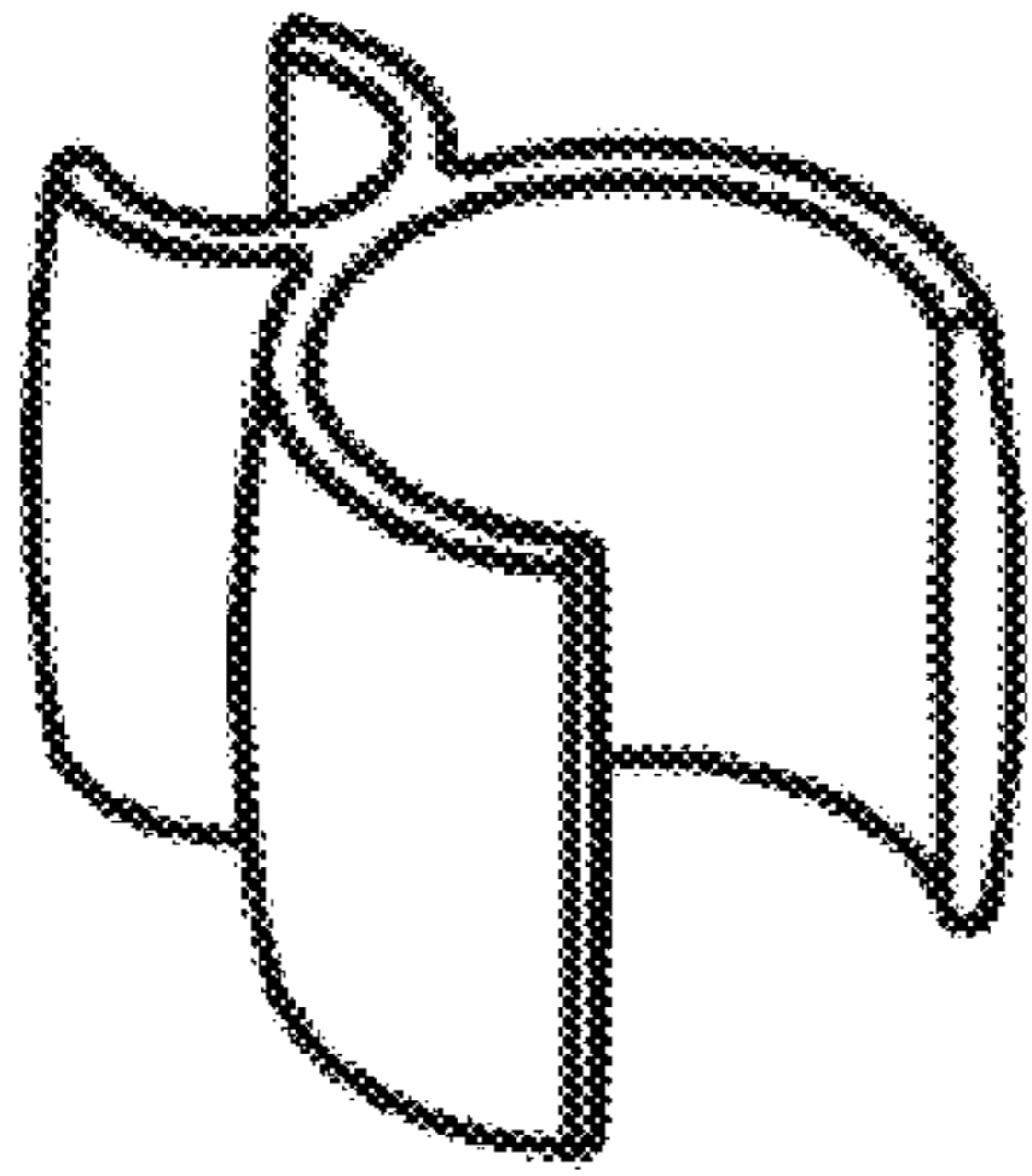


FIG. 8




FIG. 9