



US00D935680S

(12) **United States Design Patent** (10) **Patent No.:** **US D935,680 S**
Yuan (45) **Date of Patent:** **** Nov. 9, 2021**

(54) **SENSOR LIGHT**
(71) Applicant: **Zhen Yuan**, Suizhou (CN)
(72) Inventor: **Zhen Yuan**, Suizhou (CN)
(**) Term: **15 Years**
(21) Appl. No.: **29/773,891**
(22) Filed: **Mar. 12, 2021**
(51) **LOC (13) Cl.** **26-04**
(52) **U.S. Cl.**
USPC **D26/76**
(58) **Field of Classification Search**
USPC D26/72, 74, 76, 78-83, 85, 86, 88, 90,
D26/93, 111, 113, 118-122, 138, 139,
D26/140, 141, 142, 152
CPC F21S 2/00; F21S 4/00; F21S 4/003; F21S
4/005; F21S 4/006; F21S 4/007; F21S
4/008; F21S 6/00; F21S 8/00; F21S
8/024; F21S 8/026; F21S 8/031; F21S
8/033; F21S 8/035-037; F21S 8/04; F21S
8/043; F21S 8/063
See application file for complete search history.

(56) **References Cited**
U.S. PATENT DOCUMENTS
D603,545 S * 11/2009 Levine D26/63
D608,043 S * 1/2010 Ko D26/76
D693,514 S * 11/2013 Mueller D26/76
D715,466 S * 10/2014 Wang D26/24
D735,390 S * 7/2015 Yanping D26/74
D737,500 S * 8/2015 Santoro D26/120

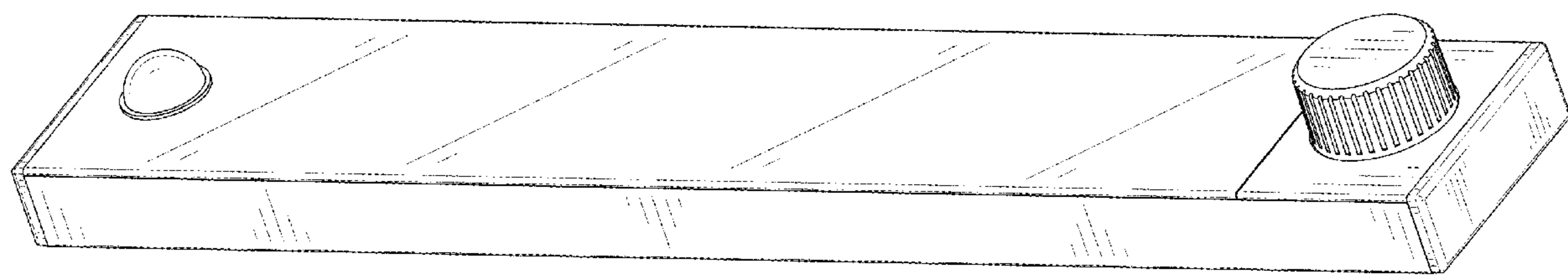
D797,963 S * 9/2017 Johnson D26/24
D851,789 S * 6/2019 Johnson D26/76
D857,963 S * 8/2019 Johnson D26/76
D858,852 S * 9/2019 Chen D26/76
D869,048 S * 12/2019 Chai D26/76
D872,339 S * 1/2020 Chen D26/76
D873,468 S * 1/2020 Ma D26/85
D874,709 S * 2/2020 Coleman D26/89
D878,661 S * 3/2020 Vasquez D26/80
D899,286 S 10/2020 Zhao
D900,374 S * 10/2020 Luo D26/85
D901,060 S * 11/2020 Ellis D26/76
D906,568 S 12/2020 Wu
D917,091 S * 4/2021 Ma D26/76

* cited by examiner
Primary Examiner — Natasha Vujcic

(57) **CLAIM**
The ornamental design for a sensor light, as shown and described.

DESCRIPTION
FIG. 1 is a perspective view of a sensor light showing my new design;
FIG. 2 is another perspective view thereof;
FIG. 3 is a front elevational view thereof;
FIG. 4 is a rear elevational view thereof;
FIG. 5 is a left side elevational view thereof;
FIG. 6 is a right side elevational view thereof;
FIG. 7 is a top plan view thereof; and,
FIG. 8 is a bottom plan view thereof.
The broken lines in the drawings depict portions of the sensor light that form no part of the claimed design.

1 Claim, 8 Drawing Sheets



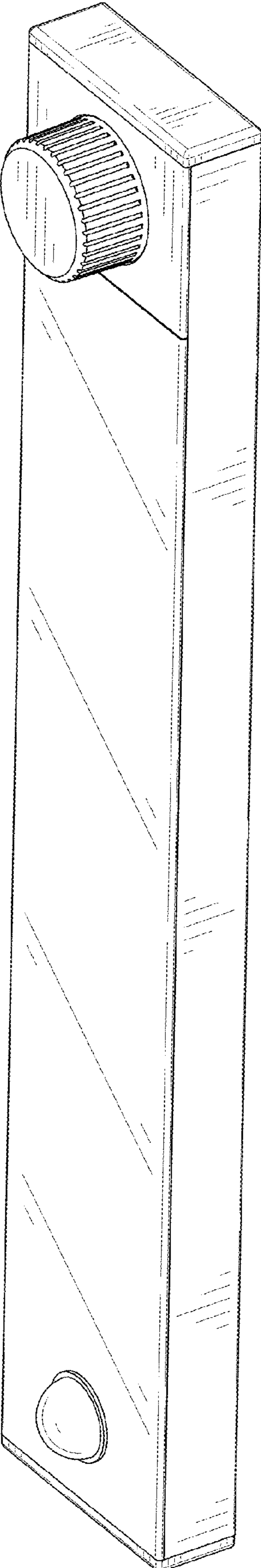


FIG. 1

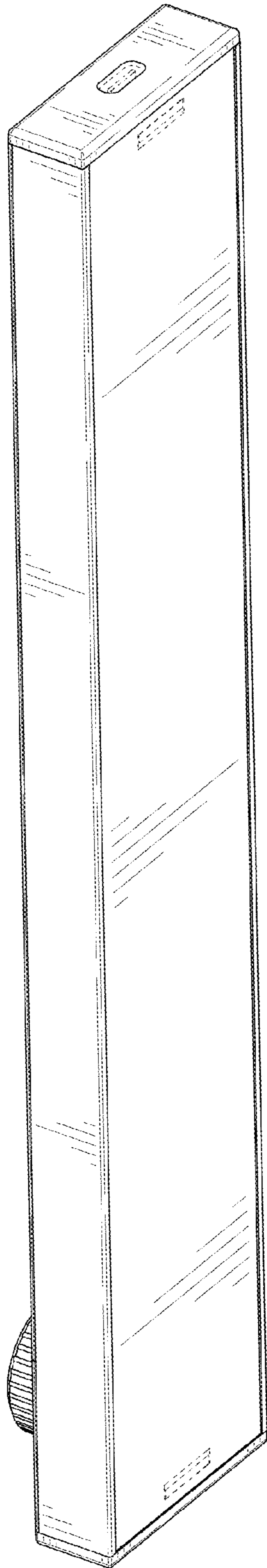


FIG. 2

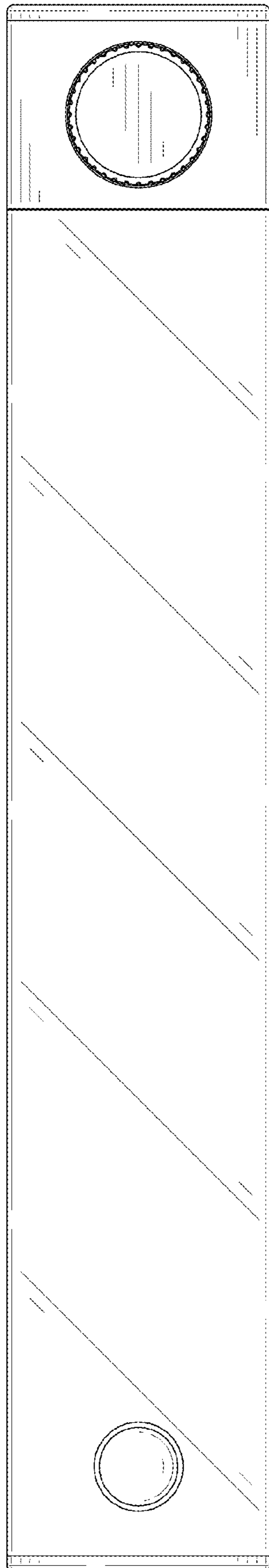


FIG. 3




FIG. 4

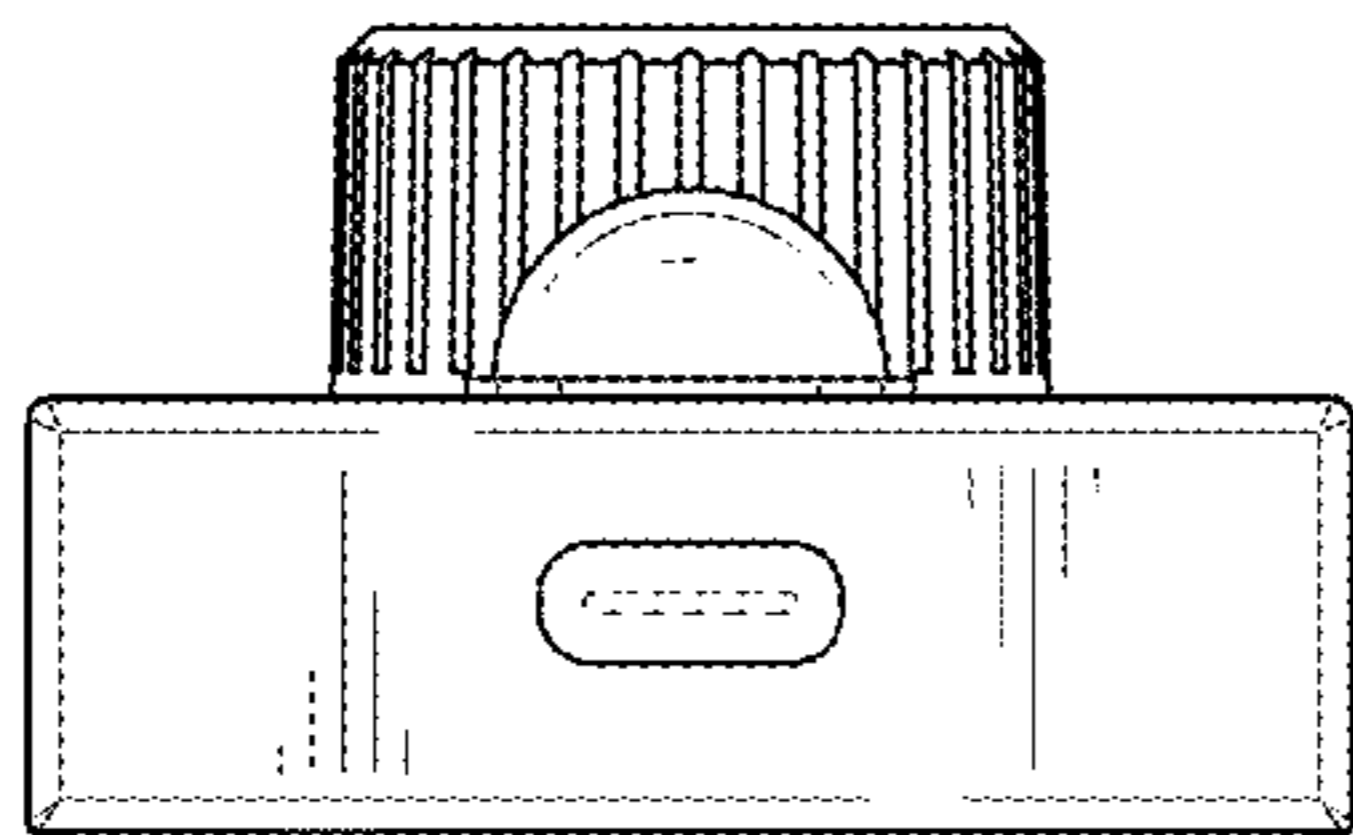


FIG. 5

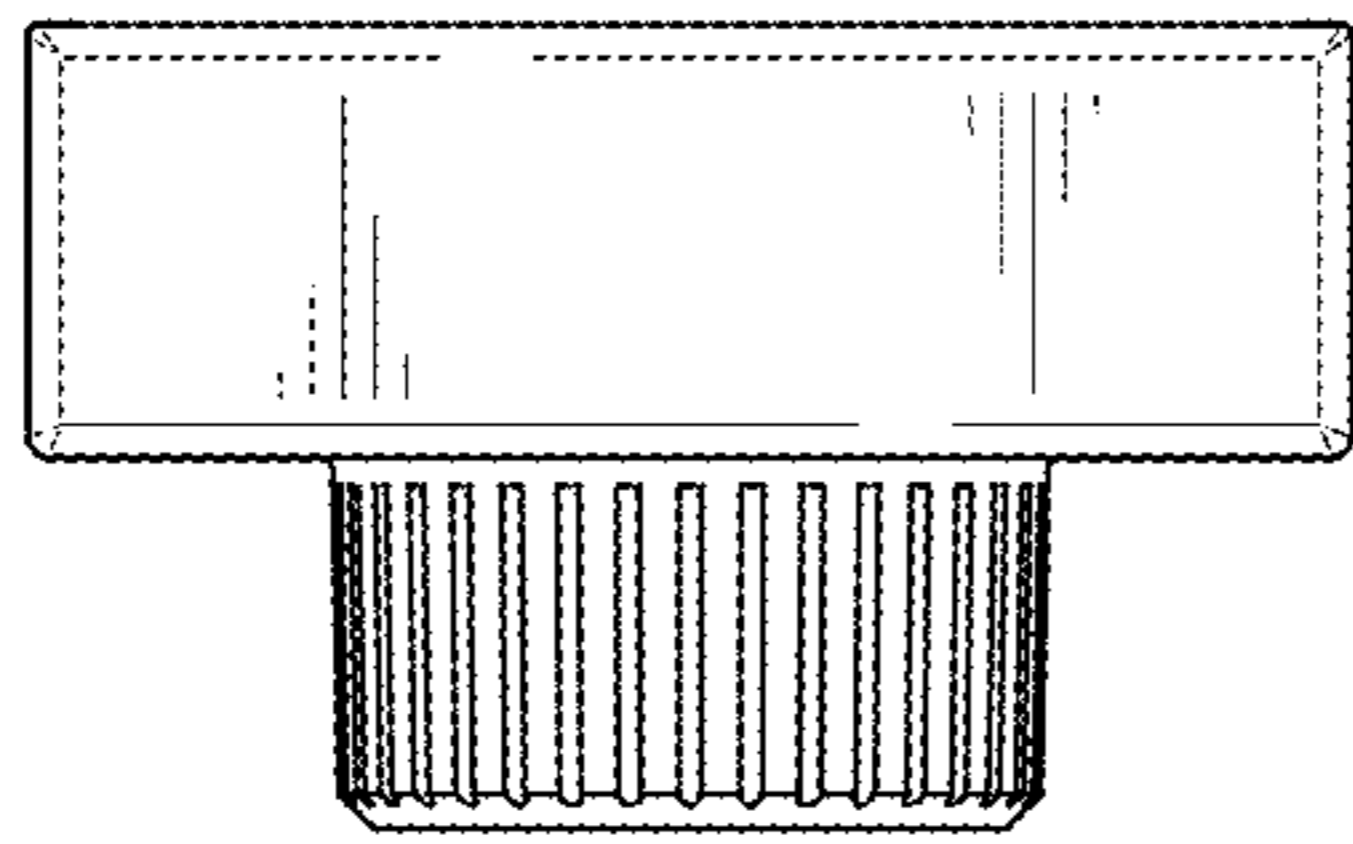


FIG. 6

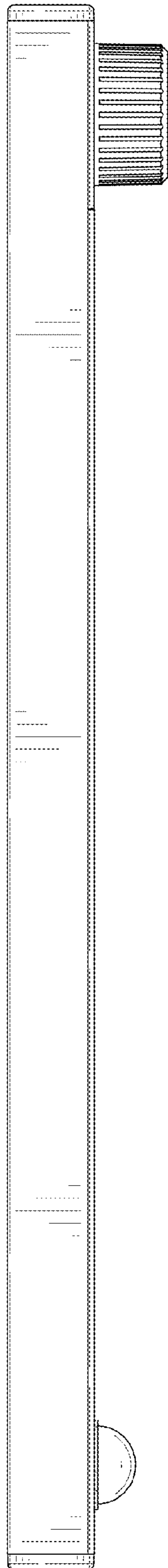


FIG. 7

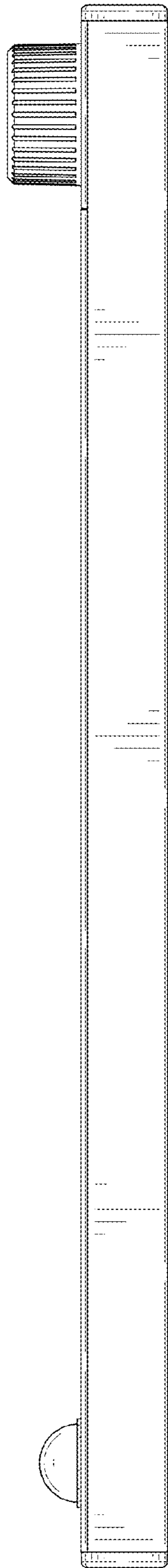


FIG. 8