



US00D935677S

(12) **United States Design Patent**
Wang

(10) **Patent No.:** **US D935,677 S**

(45) **Date of Patent:** **** Nov. 9, 2021**

(54) **MUSHROOM LAMP**

(71) Applicant: **Hongjuan Wang**, Shenzhen (CN)

(72) Inventor: **Hongjuan Wang**, Shenzhen (CN)

(**) Term: **15 Years**

(21) Appl. No.: **29/756,504**

(22) Filed: **Oct. 29, 2020**

(51) **LOC (13) Cl.** **26-03**

(52) **U.S. Cl.**
USPC **D26/73**

(58) **Field of Classification Search**
USPC D26/93, 104, 106, 110, 112, 73, 85
CPC F21V 3/00; F21V 5/007; F21W 2121/00;
F21W 2131/30; F21S 6/00; F21S 10/00;
F21S 10/06
See application file for complete search history.

(56) **References Cited**

U.S. PATENT DOCUMENTS

D156,233 S * 11/1949 Fail D28/60
D423,709 S * 4/2000 Jann D26/110

D425,650 S * 5/2000 Salcedo Ramos D26/101
D629,135 S 12/2010 Chen
D724,254 S 3/2015 Sun
D733,956 S * 7/2015 Ellis D26/110
D777,969 S * 1/2017 Fair D26/101
D828,609 S * 9/2018 Barber D26/110
D861,963 S 10/2019 Zhu
D885,636 S * 5/2020 Chen D26/73
2012/0140495 A1 * 6/2012 Zhang F21S 6/002
362/431

* cited by examiner

Primary Examiner — Brian N. Vinson

(57) **CLAIM**

The ornamental design for a mushroom lamp, as shown and described.

DESCRIPTION

FIG. 1 is a perspective view of a mushroom lamp showing my new design;
FIG. 2 is a top view thereof;
FIG. 3 is a back view thereof;
FIG. 4 is a left side view thereof;
FIG. 5 is a front view thereof;
FIG. 6 is a right side view thereof; and,
FIG. 7 is a bottom view thereof.

1 Claim, 7 Drawing Sheets





FIG. 1

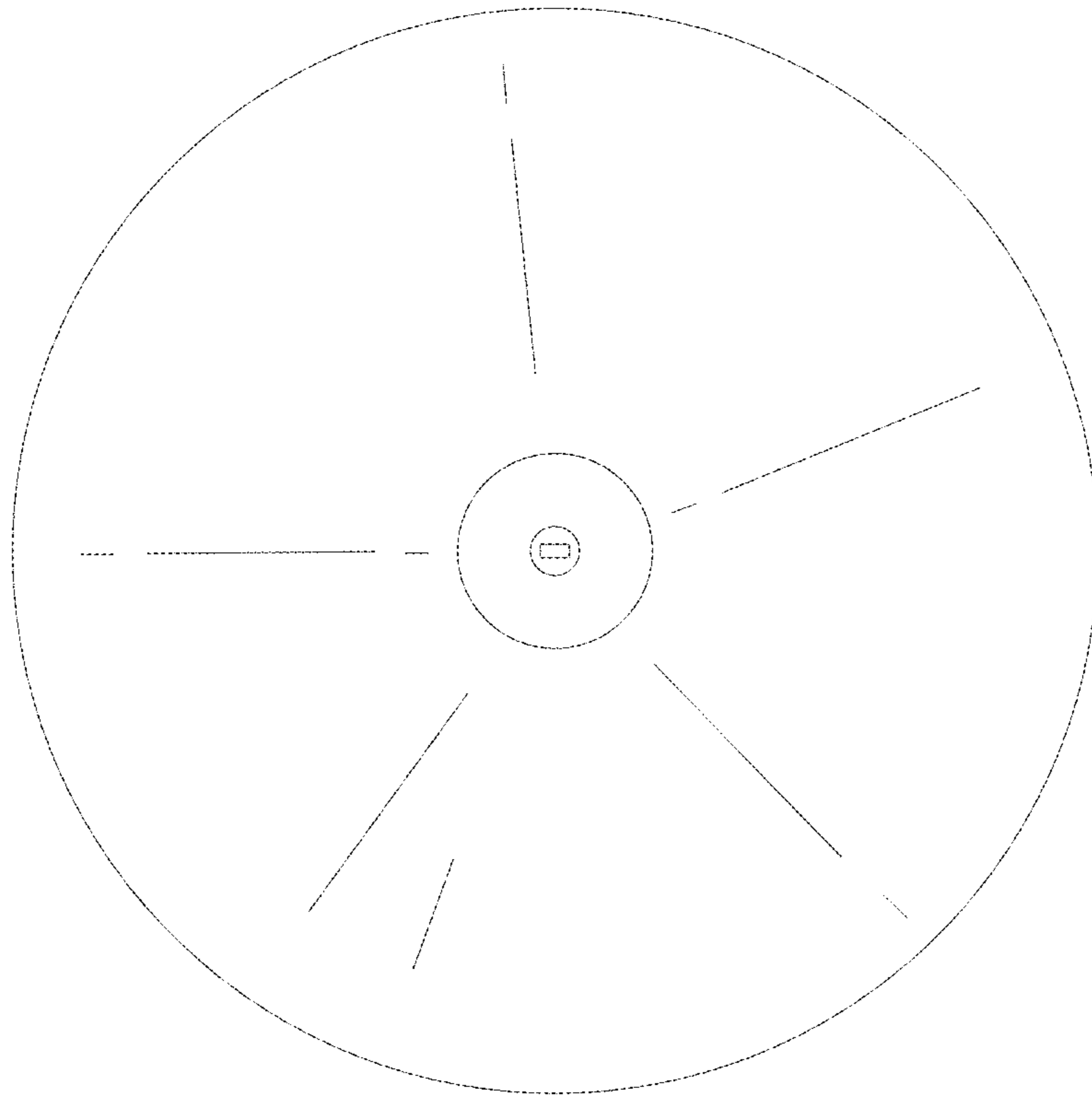


FIG.2




FIG.3




FIG.4




FIG.5




FIG. 6

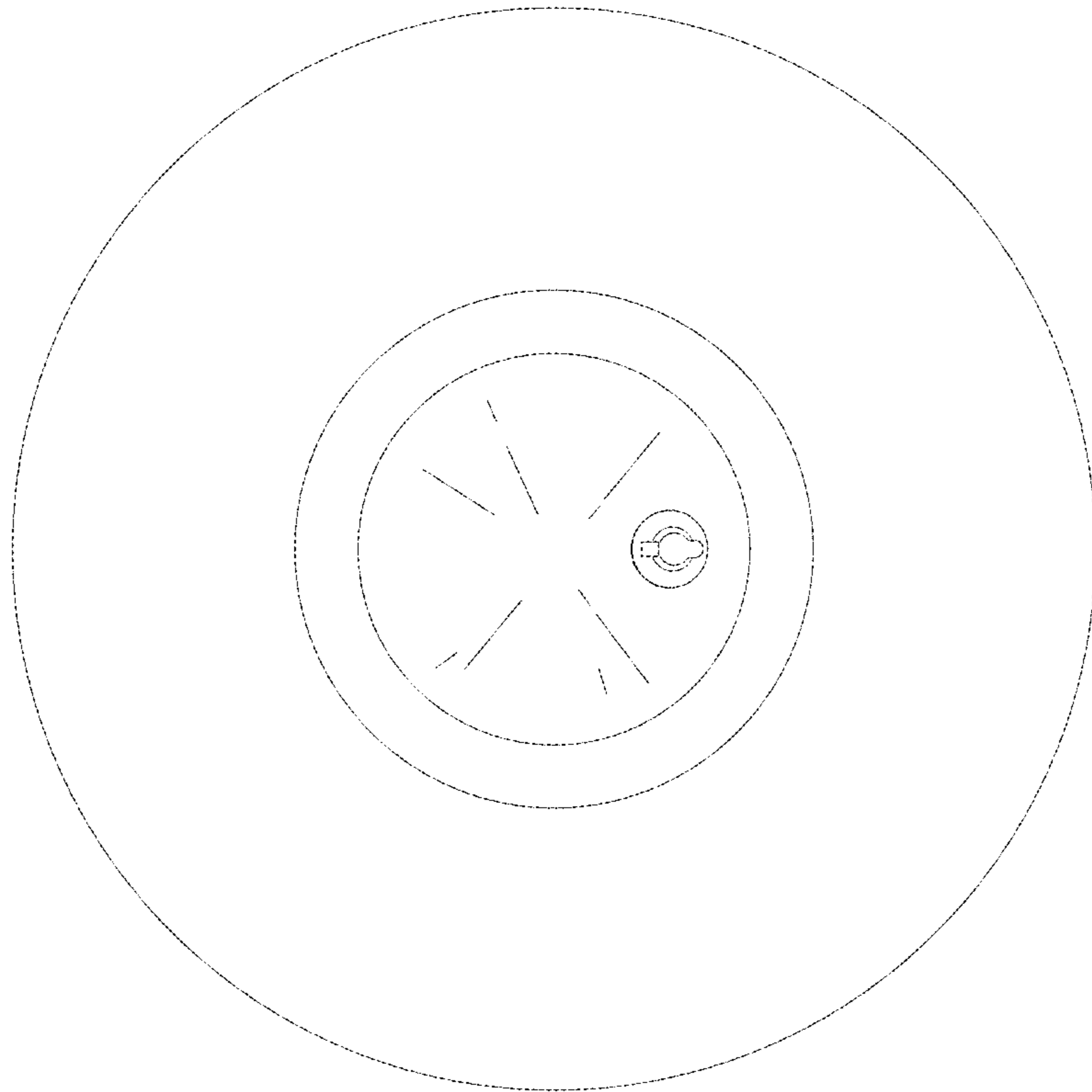


FIG. 7