



US00D935660S

(12) **United States Design Patent**  
**Wang**

(10) **Patent No.:** **US D935,660 S**

(45) **Date of Patent:** **\*\* Nov. 9, 2021**

(54) **TENT LAMP**

(71) Applicant: **Bo Wang**, Luzhou (CN)

(72) Inventor: **Bo Wang**, Luzhou (CN)

(\*\*) Term: **15 Years**

(21) Appl. No.: **29/763,790**

(22) Filed: **Dec. 24, 2020**

(51) **LOC (13) Cl.** ..... **26-02**

(52) **U.S. Cl.**  
USPC ..... **D26/40**

(58) **Field of Classification Search**

USPC ..... D26/37-51  
CPC ..... F21L 4/00; F21L 4/02; F21L 4/04; F21L  
4/08; F21L 4/025; F21L 4/027; F21L  
7/00; F21L 11/00; F21L 13/00; F21L  
13/04; F21L 13/08; F21L 17/00; F21L  
19/00; F21L 25/00

See application file for complete search history.

(56) **References Cited**

**U.S. PATENT DOCUMENTS**

D429,354 S \* 8/2000 Petterson ..... D26/40  
D443,088 S \* 5/2001 Skidmore ..... D26/40

D485,928 S \* 1/2004 Leung ..... D26/40  
D505,216 S \* 5/2005 Chen ..... D26/40  
D565,226 S \* 3/2008 Gou ..... D26/40  
D761,993 S 7/2016 Kitts  
D808,570 S 1/2018 Odigie  
D818,630 S 5/2018 Zhou et al.

\* cited by examiner

*Primary Examiner* — Marcus A Jackson

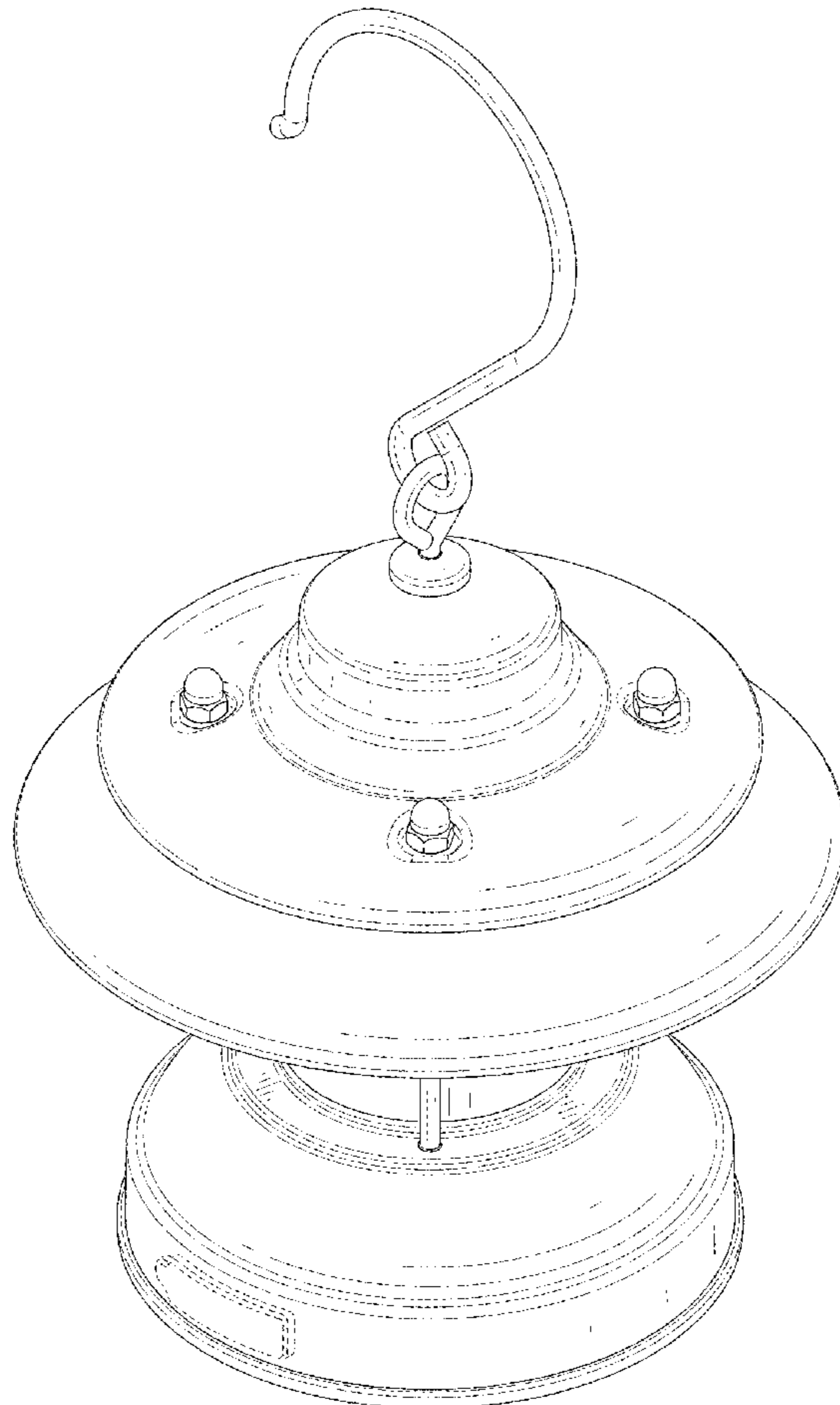
(57) **CLAIM**

The ornamental design for a tent lamp, as shown and described.

**DESCRIPTION**

FIG. 1 is a first perspective view of a tent lamp showing my new design;  
FIG. 2 is a second perspective view thereof;  
FIG. 3 is a front view thereof;  
FIG. 4 is a back view thereof;  
FIG. 5 is a left side view thereof;  
FIG. 6 is a right side view thereof;  
FIG. 7 is a top view thereof; and,  
FIG. 8 is a bottom view thereof.  
The broken lines shown in the drawings depict portions of the tent lamp in which the design is embodied that form no part of the claimed design.

**1 Claim, 8 Drawing Sheets**



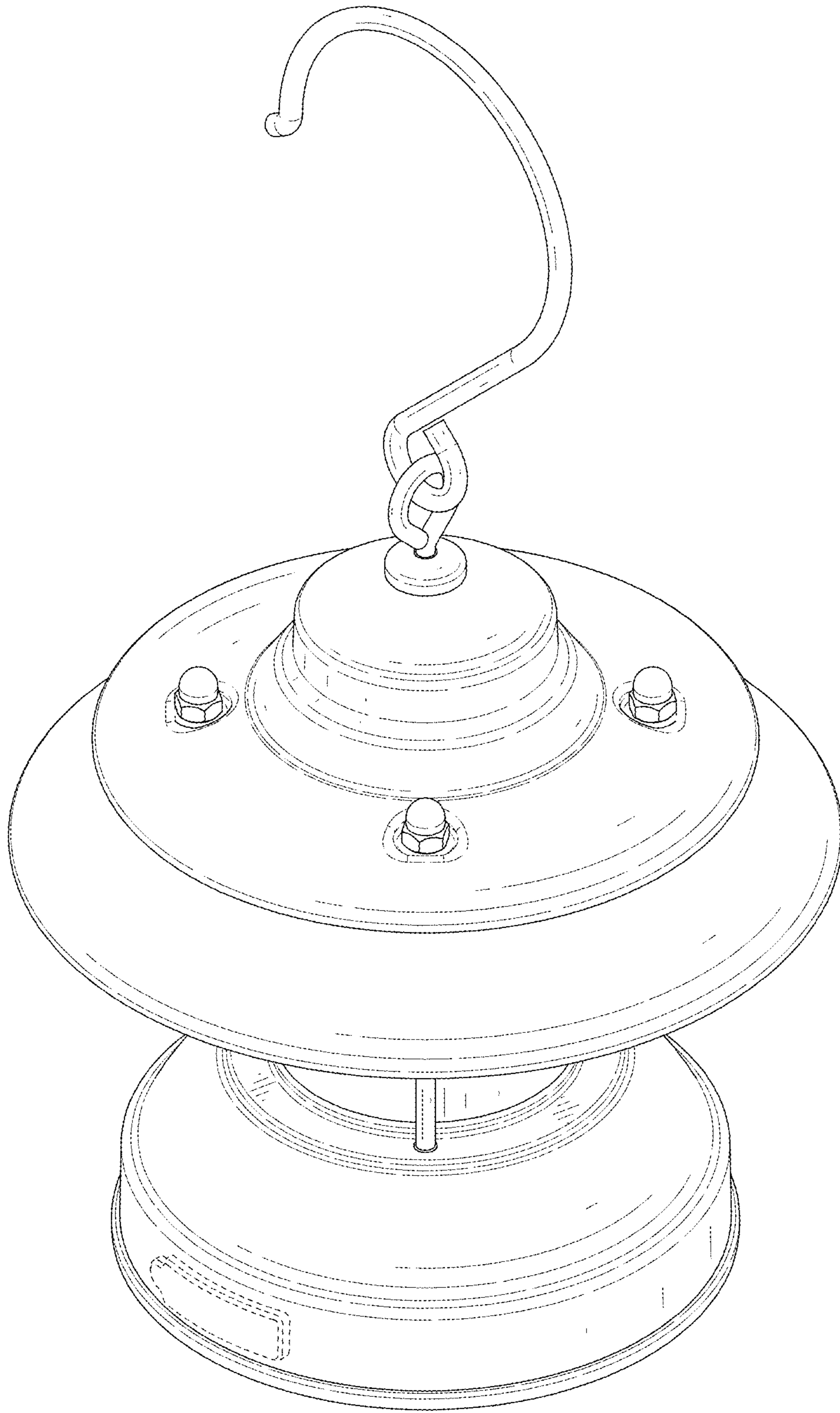


FIG. 1




FIG. 2




FIG. 3




FIG. 4




FIG. 5




FIG. 6

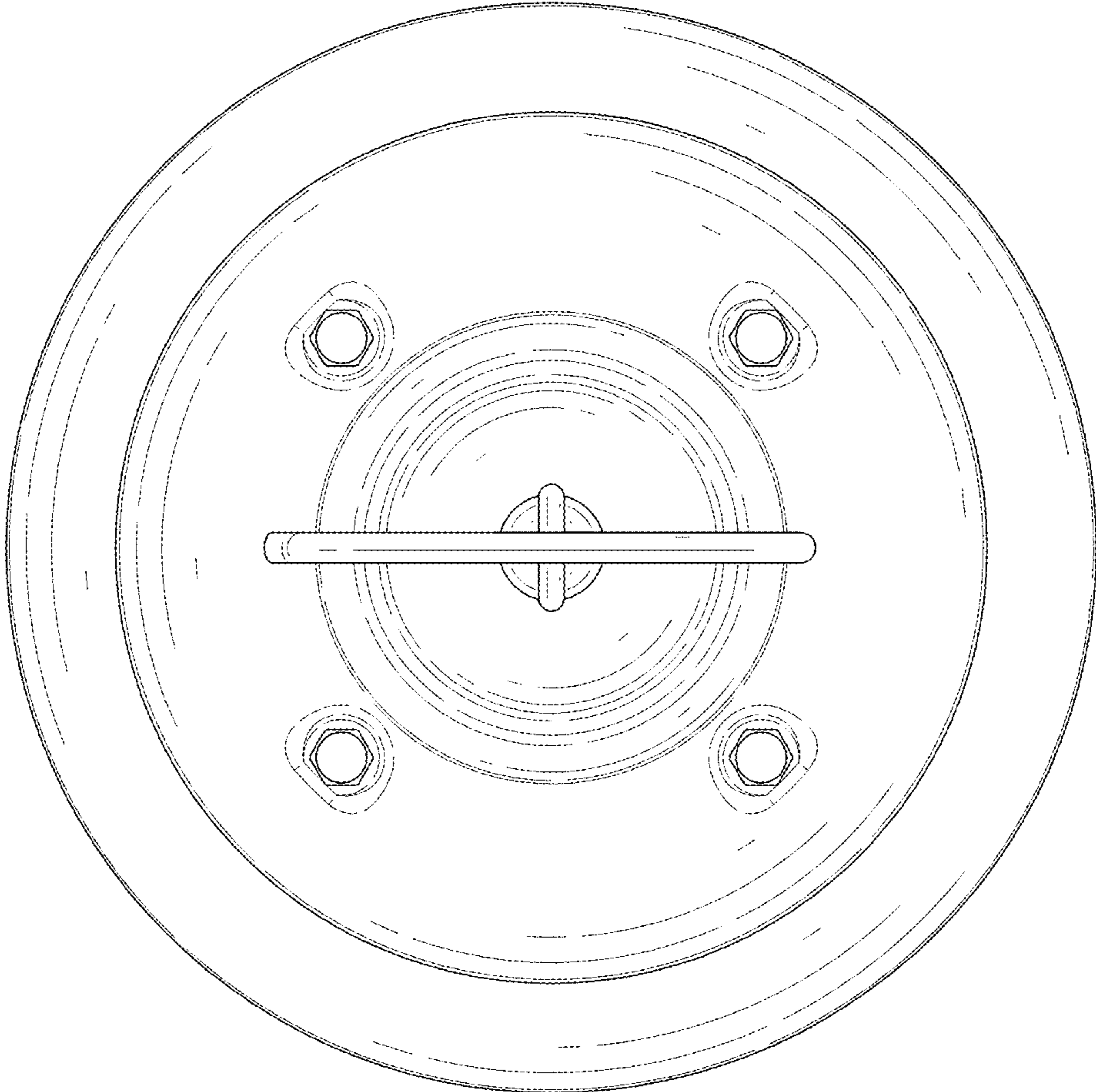


FIG. 7



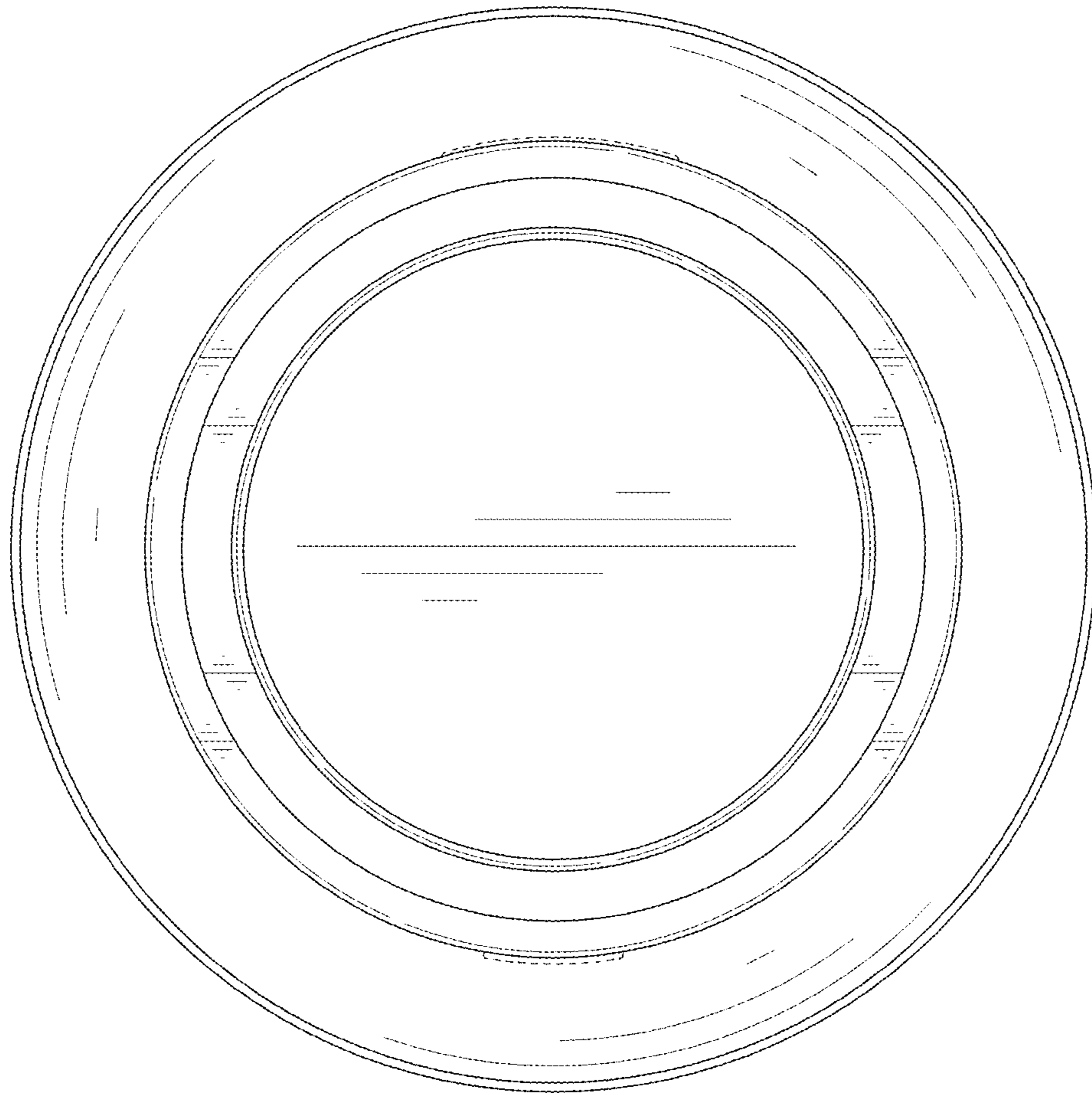


FIG. 8