



US00D935625S

(12) **United States Design Patent**
Hicken et al.

(10) **Patent No.:** **US D935,625 S**

(45) **Date of Patent:** **** Nov. 9, 2021**

(54) **THERAPEUTIC ELASTIC SPORTS TAPE**

D239,981 S 5/1976 Arluck
4,638,043 A 1/1987 Szycher et al.
4,675,009 A 6/1987 Hymes et al.
4,808,172 A 2/1989 Murata

(71) Applicant: **Blacktop Plus, LLC**, Carrollton, TX (US)

(Continued)

(72) Inventors: **Matthew Hicken**, Frisco, TX (US);
Christian Hicken, Prosper, TX (US);
Nathan Ellison, Cedar Hills, UT (US);
Nicholas Hicken, Prosper, TX (US);
Steven Silvey, Garland, TX (US)

FOREIGN PATENT DOCUMENTS

EP 0392845 A2 10/1990

(73) Assignee: **Blacktop Plus, LLC**, Carrollton, TX (US)

OTHER PUBLICATIONS

Amazon. Blacktop Plus Kinesiology Tape—Shoulder, Back & Neck, Arm, and Groin Support—Water Resistant—3 Pack. Mar. 3, 2020. <https://www.amazon.com/Blacktop-Plus-Kinesiology-Tape-Shoulder/dp/B085F47HFR?th=1> (Year: 2020).*

(Continued)

(**) Term: **15 Years**

Primary Examiner — Darcey E Gottschalk

(21) Appl. No.: **29/728,388**

(74) *Attorney, Agent, or Firm* — Goodhue, Coleman & Owens, P.C.

(22) Filed: **Mar. 18, 2020**

Related U.S. Application Data

(62) Division of application No. 29/649,123, filed on May 25, 2018, now Pat. No. Des. 890,936.

(51) **LOC (13) Cl.** **24-04**

(52) **U.S. Cl.**
USPC **D24/189**

(58) **Field of Classification Search**

USPC D24/112, 124–128, 132, 133, 185–193,
D24/199, 200, 206, 209, 210, 212–215;
D29/100, 108, 120.1, 121.1, 121.2;
D30/146
CPC . A61M 1/0088; A61F 13/00; A61F 13/00021;
A61F 13/066; A61F 13/0206; A61F
13/0203; A61F 13/00025; A61F
13/00038; A61F 13/023; A61F 13/0243;
A61F 13/0266

See application file for complete search history.

CLAIM

(57)

The ornamental design for a therapeutic elastic sports tape, as shown and described.

(56) **References Cited**

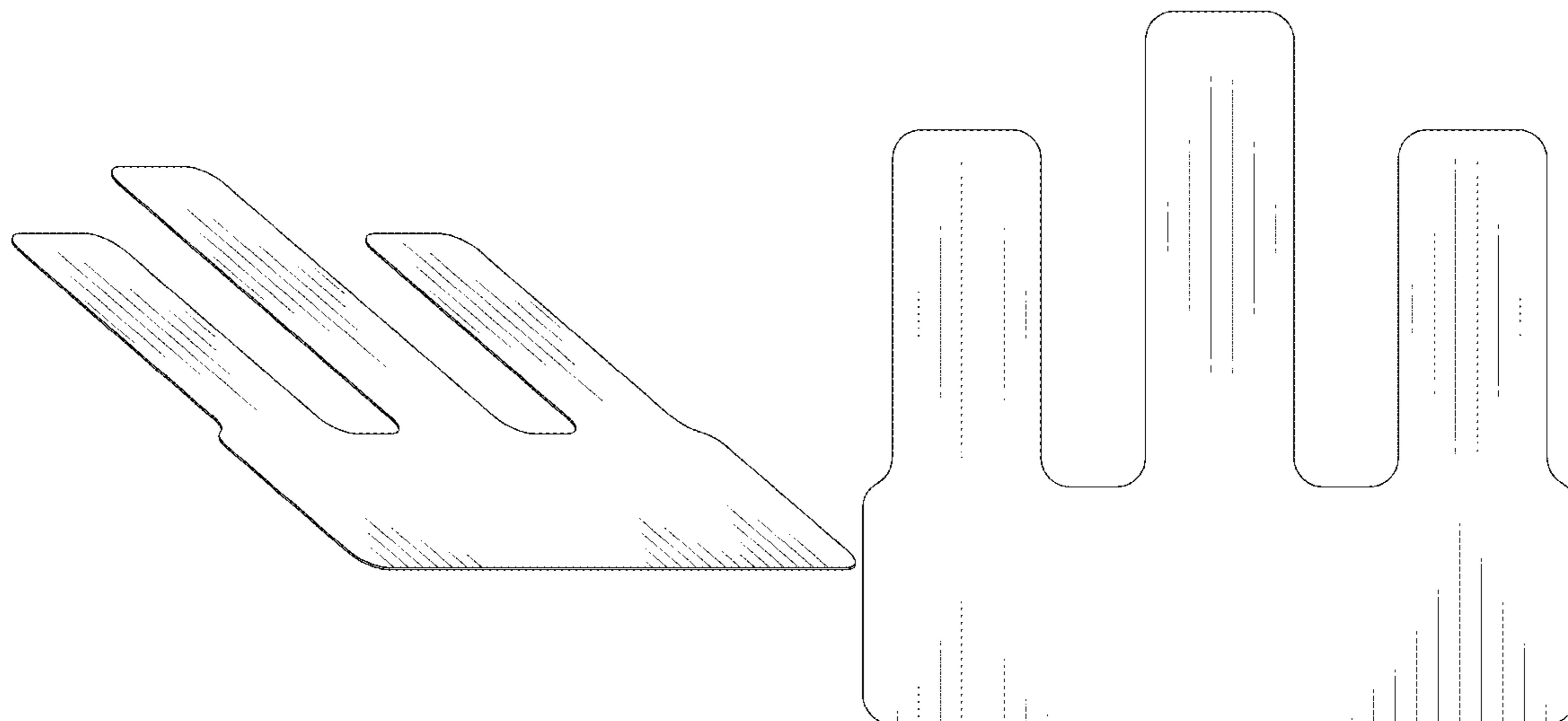
U.S. PATENT DOCUMENTS

2,579,409 A 12/1951 Clark
3,523,859 A 8/1970 Komp

DESCRIPTION

FIG. 1 is a perspective view of a therapeutic elastic sports tape;
FIG. 2 is another perspective view in use;
FIG. 3 is a top view of the therapeutic elastic sports tape of FIG. 1;
FIG. 4 is a bottom view thereof with shading for illustrating adhesive;
FIG. 5 is a right side view thereof with the left side view being a mirror image;
FIG. 6 is a front view thereof; and,
FIG. 7 is a back view.
In FIG. 2, the broken line showing of a human body depicts environment that forms no part of the claim.

1 Claim, 3 Drawing Sheets



(56)

References Cited

U.S. PATENT DOCUMENTS

5,397,298 A 3/1995 Mazza et al.
 5,536,263 A 7/1996 Rolf et al.
 5,792,091 A 8/1998 Staudinger
 5,861,348 A 1/1999 Kase
 6,447,470 B2 9/2002 Bodenschatz et al.
 D608,453 S * 1/2010 Arbesman D24/189
 D612,505 S 3/2010 Arbesman et al.
 D612,506 S 3/2010 Arbesman et al.
 D612,944 S 3/2010 Arbesman et al.
 D616,553 S 5/2010 Arbesman et al.
 D625,422 S 10/2010 Arbesman et al.
 D625,825 S 10/2010 Arbesman et al.
 D625,826 S 10/2010 Arbesman et al.
 D625,827 S 10/2010 Arbesman et al.
 D625,828 S 10/2010 Arbesman et al.
 D625,829 S 10/2010 Arbesman et al.
 D639,964 S 6/2011 Kase
 D649,255 S 11/2011 Kase
 D691,276 S 10/2013 Bushby
 D737,986 S 9/2015 Arbesman
 D743,566 S 11/2015 Arbesman
 D804,679 S 12/2017 Kase et al.

D832,428 S 10/2018 Kyvik
 D842,986 S 3/2019 Parkhurst
 D879,976 S * 3/2020 Hicken D24/189
 D882,097 S * 4/2020 Del Rossi D24/189
 D882,098 S * 4/2020 Kase D24/189
 D890,936 S * 7/2020 Hicken D24/189
 D893,034 S * 8/2020 Kase D24/189
 D895,813 S * 9/2020 Hicken D24/189
 2006/0034904 A1 2/2006 Weimann
 2007/0148214 A1 6/2007 Cullen et al.
 2008/0076722 A1 3/2008 Roberts et al.
 2008/0131488 A1 6/2008 Kawamura et al.
 2008/0167535 A1 7/2008 Stivoric et al.
 2009/0297590 A1 12/2009 Yamaji et al.
 2011/0275969 A1 11/2011 Quinn
 2013/0060209 A1 3/2013 Tyler et al.
 2015/0217098 A1 8/2015 Hicken et al.
 2017/0367898 A1 * 12/2017 Ostan A61F 13/023

OTHER PUBLICATIONS

Youtube. Blacktop+ Informational by Nick Hicken. May 22, 2018.
https://www.youtube.com/watch?v=LR_mnAd0ERA (Year: 2018).

* cited by examiner

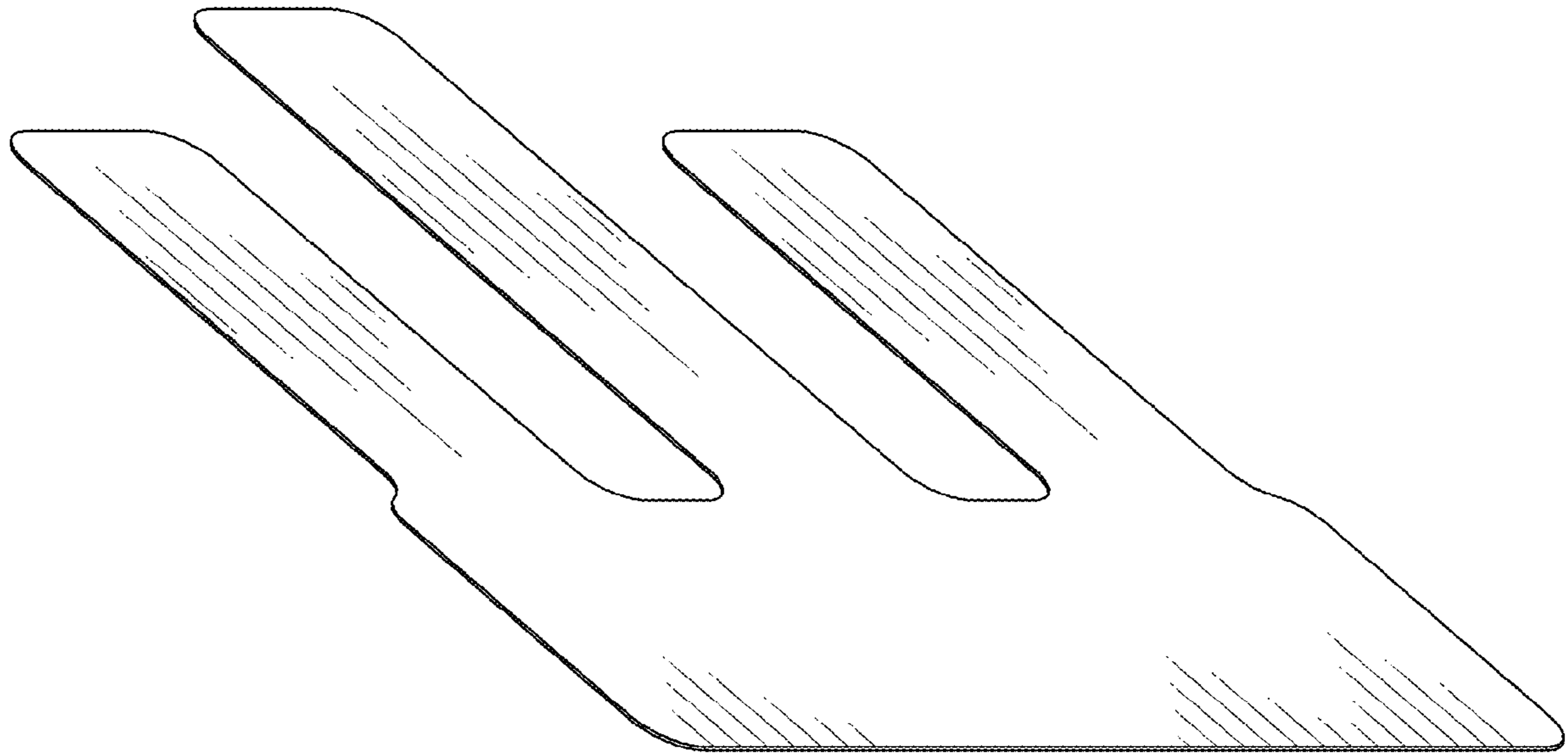


FIG. 1

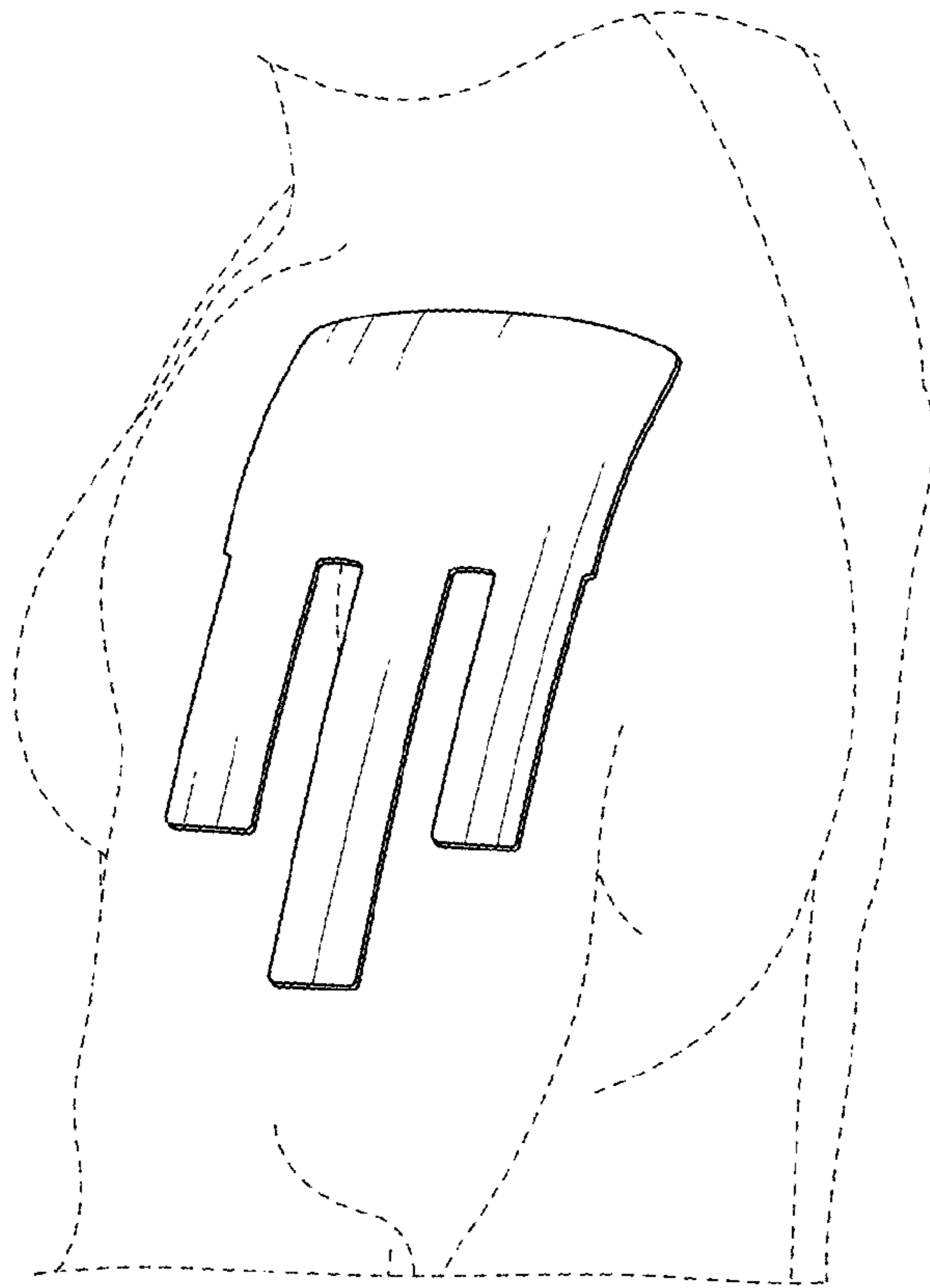


FIG. 2

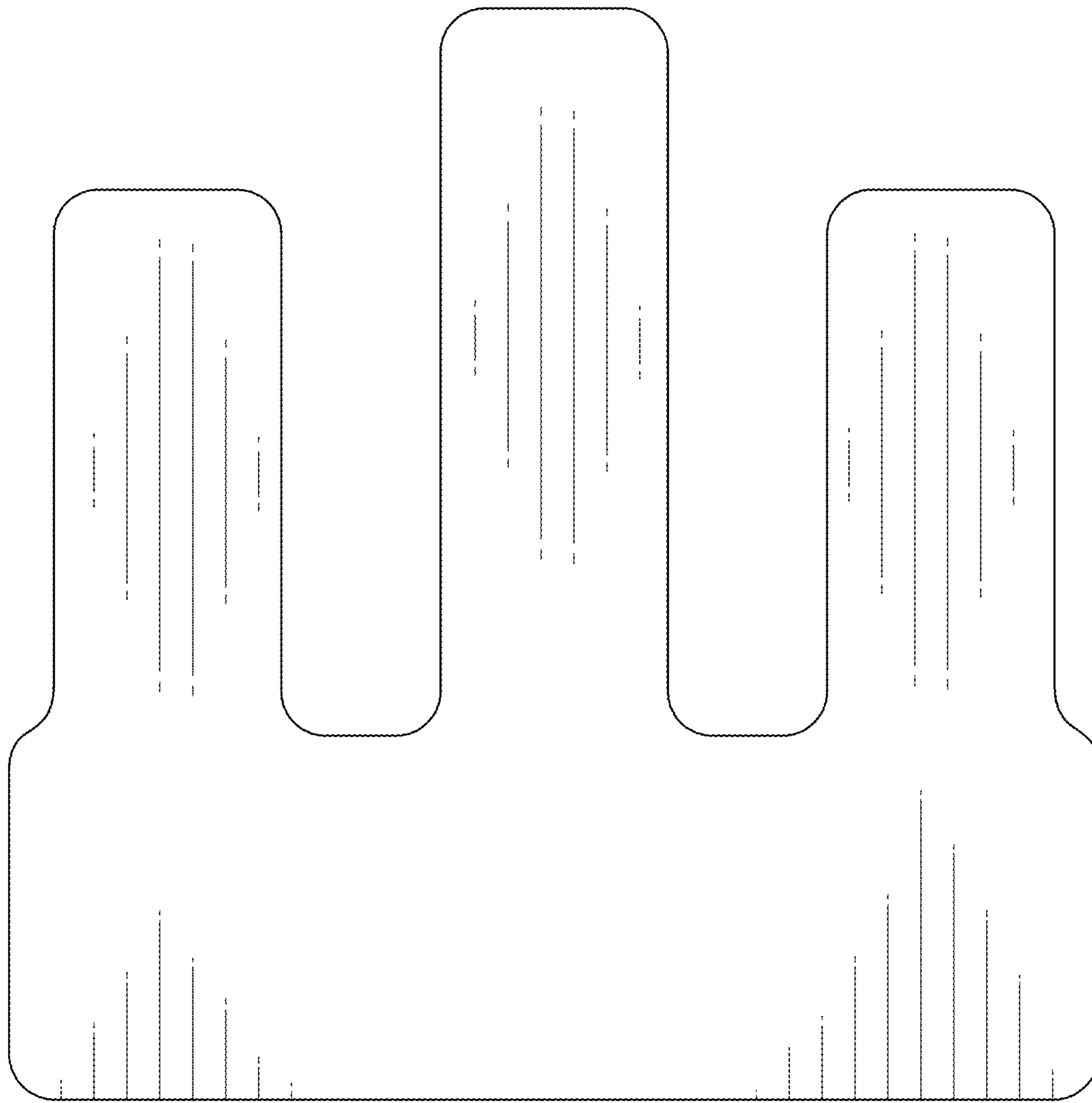


FIG. 3




FIG. 4



FIG. 5



FIG. 6



FIG. 7