



US00D935585S

(12) **United States Design Patent** (10) **Patent No.:** **US D935,585 S**
Tokoi (45) **Date of Patent:** **** Nov. 9, 2021**

(54) **HUMIDIFIER**
(71) Applicant: **Iris Ohyama Inc.**, Sendai (JP)
(72) Inventor: **Shohei Tokoi**, Kakuda (JP)
(73) Assignee: **IRIS OHYAMA INC.**, Sendai (JP)
(**) Term: **15 Years**

D801,503 S * 10/2017 Reed D23/356
D874,626 S * 2/2020 Protet D23/356
D876,599 S * 2/2020 He D23/364
D877,873 S * 3/2020 Pan D23/364
D879,273 S * 3/2020 Shih D23/356
D886,269 S * 6/2020 Sakamoto D23/356
D888,921 S * 6/2020 Fujii D23/364
D888,924 S * 6/2020 Gobber D23/366

(21) Appl. No.: **29/708,742**
(22) Filed: **Oct. 9, 2019**
(30) **Foreign Application Priority Data**

Apr. 22, 2019 (JP) 2019-008945
(51) **LOC (13) Cl.** **23-04**
(52) **U.S. Cl.**
USPC **D23/356**
(58) **Field of Classification Search**
USPC D23/355-366, 352, 369, 332, 333, 335,
D23/336, 342, 351; 422/120, 122;
55/356, 473, 504; 96/97; 261/DIG. 17,
261/DIG. 65, DIG. 88, DIG. 31
CPC .. A61L 9/16; A61L 9/22; B01D 47/00; B01D
47/027; B01D 2221/02; B01D 2259/4508;
B03C 3/155; B03C 3/368; F24F 3/16;
F24F 13/20; F24F 13/28; F24F
2001/0096
See application file for complete search history.

(56) **References Cited**
U.S. PATENT DOCUMENTS
D448,461 S * 9/2001 Toro D23/335
D449,099 S * 10/2001 Juhlin D23/355
6,874,771 B2 * 4/2005 Birdsell F24F 6/10
261/131
D518,563 S * 4/2006 Blateri D23/335
D729,919 S * 5/2015 Yeom D23/359

OTHER PUBLICATIONS

Iris Ohyama Inc., website publication, (Japan Patent Office Design Patent Department, publicly known reference No. HJ28034447).
An Office Action mailed by the Japanese Patent Office dated Oct. 15, 2019, which corresponds to Japanese Design Application No. 2019-008945 and is related to Design U.S. Appl. No. 29/708,742; with partial English translation.

* cited by examiner

Primary Examiner — David G Muller
(74) *Attorney, Agent, or Firm* — Studebaker & Brackett PC

(57) **CLAIM**

The ornamental design for a humidifier, as shown and described.

DESCRIPTION

FIG. 1 is a front, top and right-side perspective view of a humidifier showing my new design;
FIG. 2 is a front view thereof;
FIG. 3 is a rear view thereof;
FIG. 4 is a top view thereof;
FIG. 5 is a bottom view thereof;
FIG. 6 is a right-side view thereof;
FIG. 7 is a left-side view thereof; and,
FIG. 8 is a rear, top and left-side perspective view thereof.
The broken lines shown in the drawings depict portions of the humidifier that form no part of the claimed design.

1 Claim, 8 Drawing Sheets

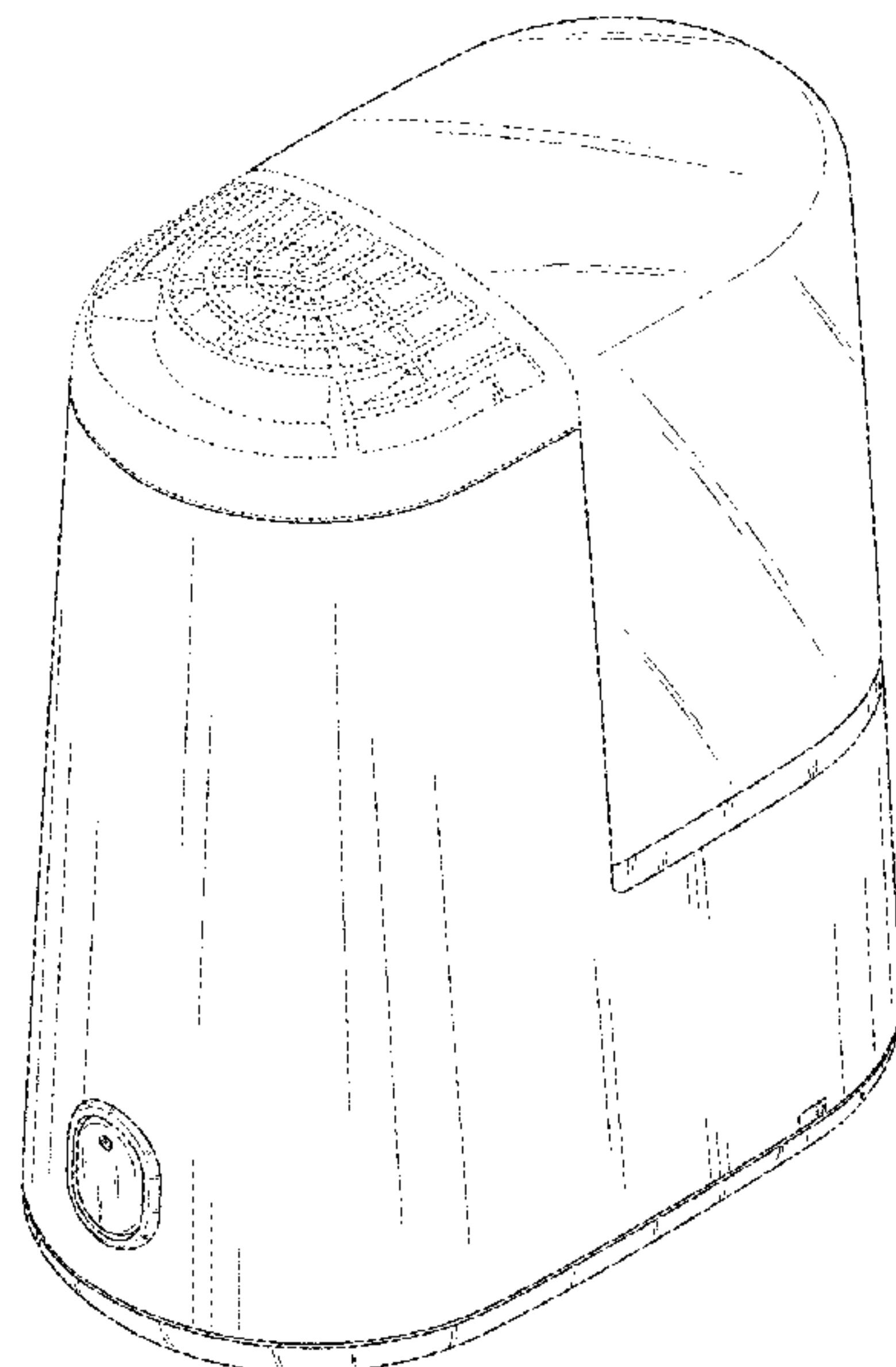


FIG.1

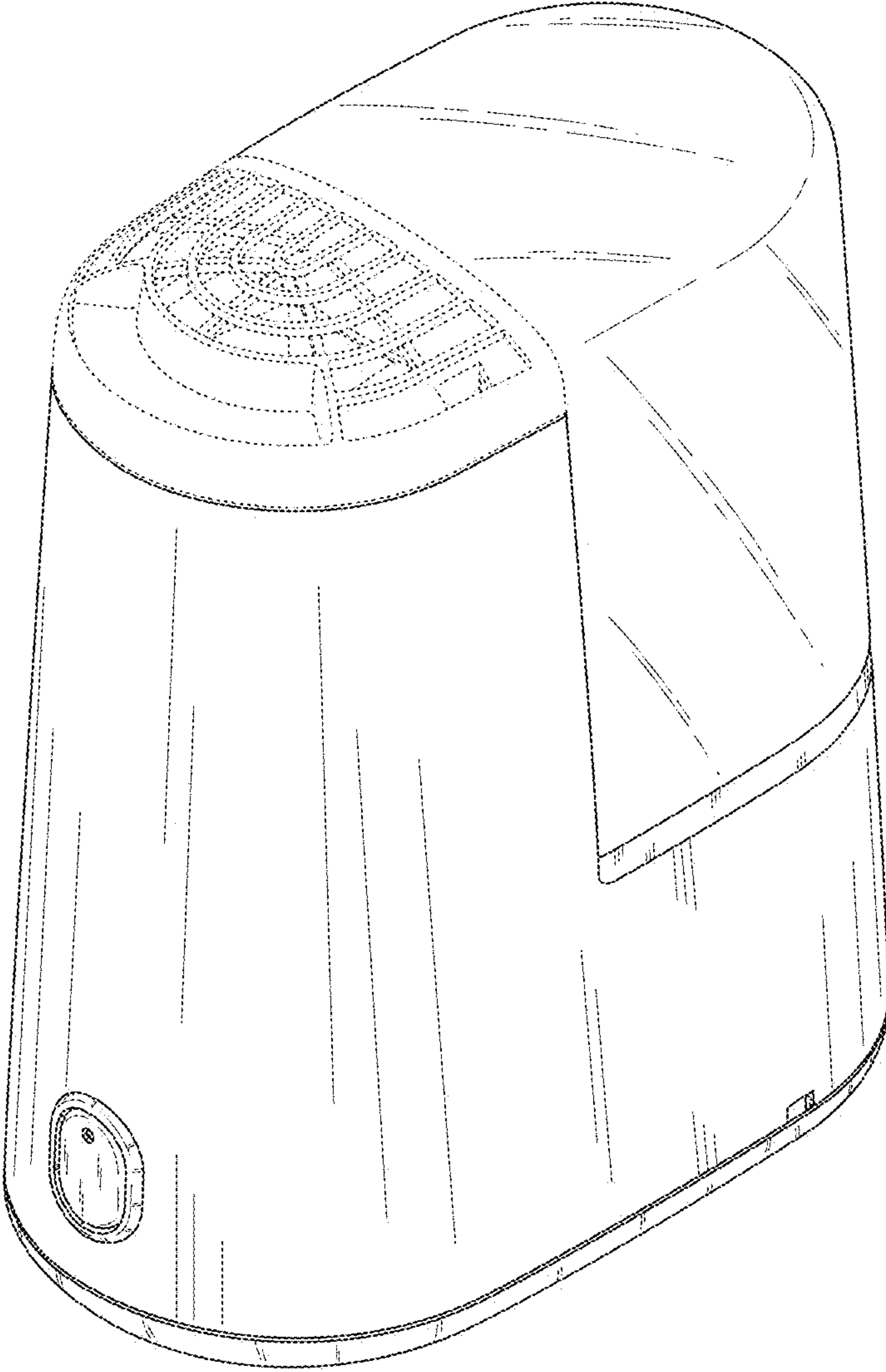


FIG.2

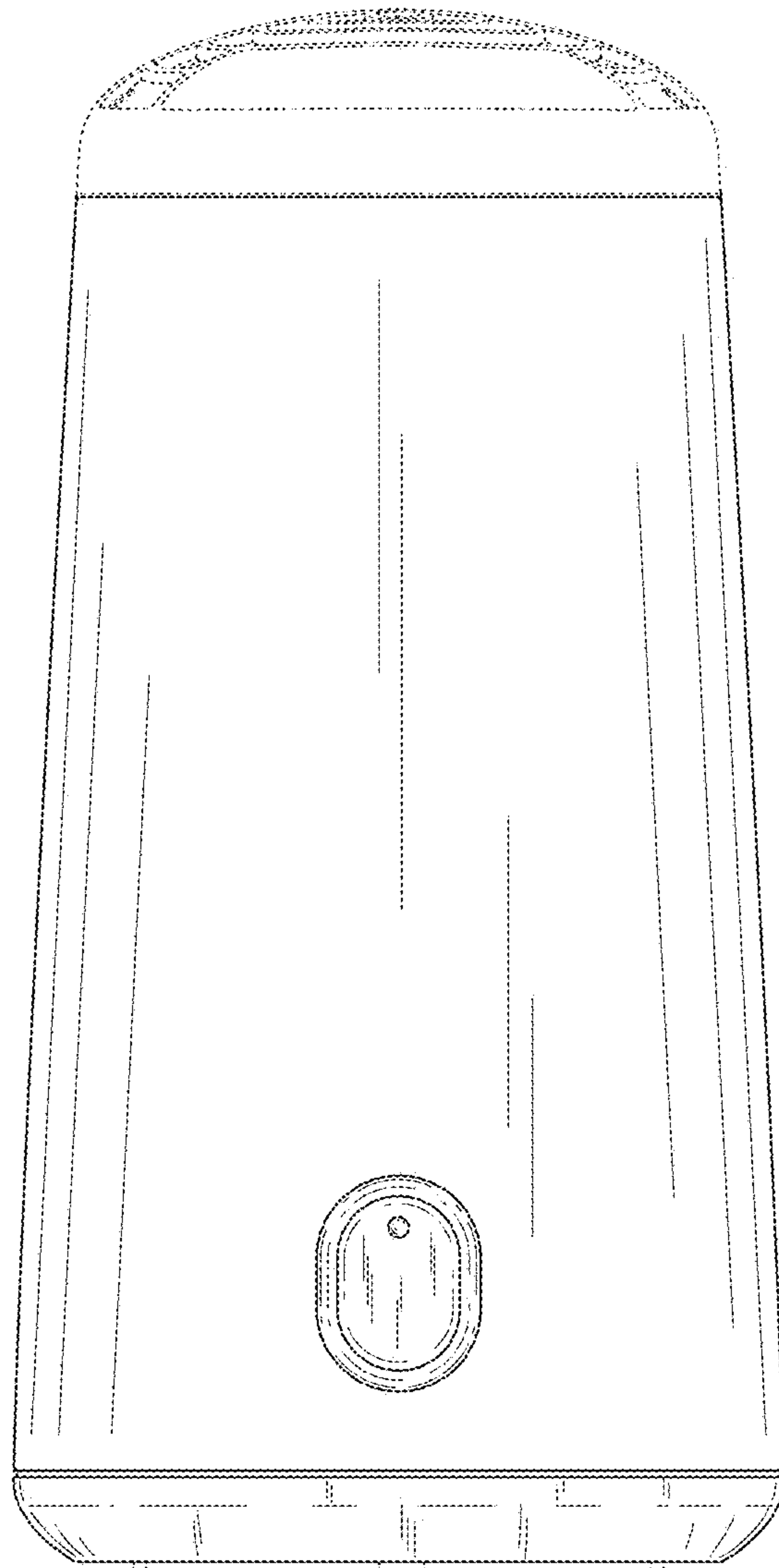


FIG.3

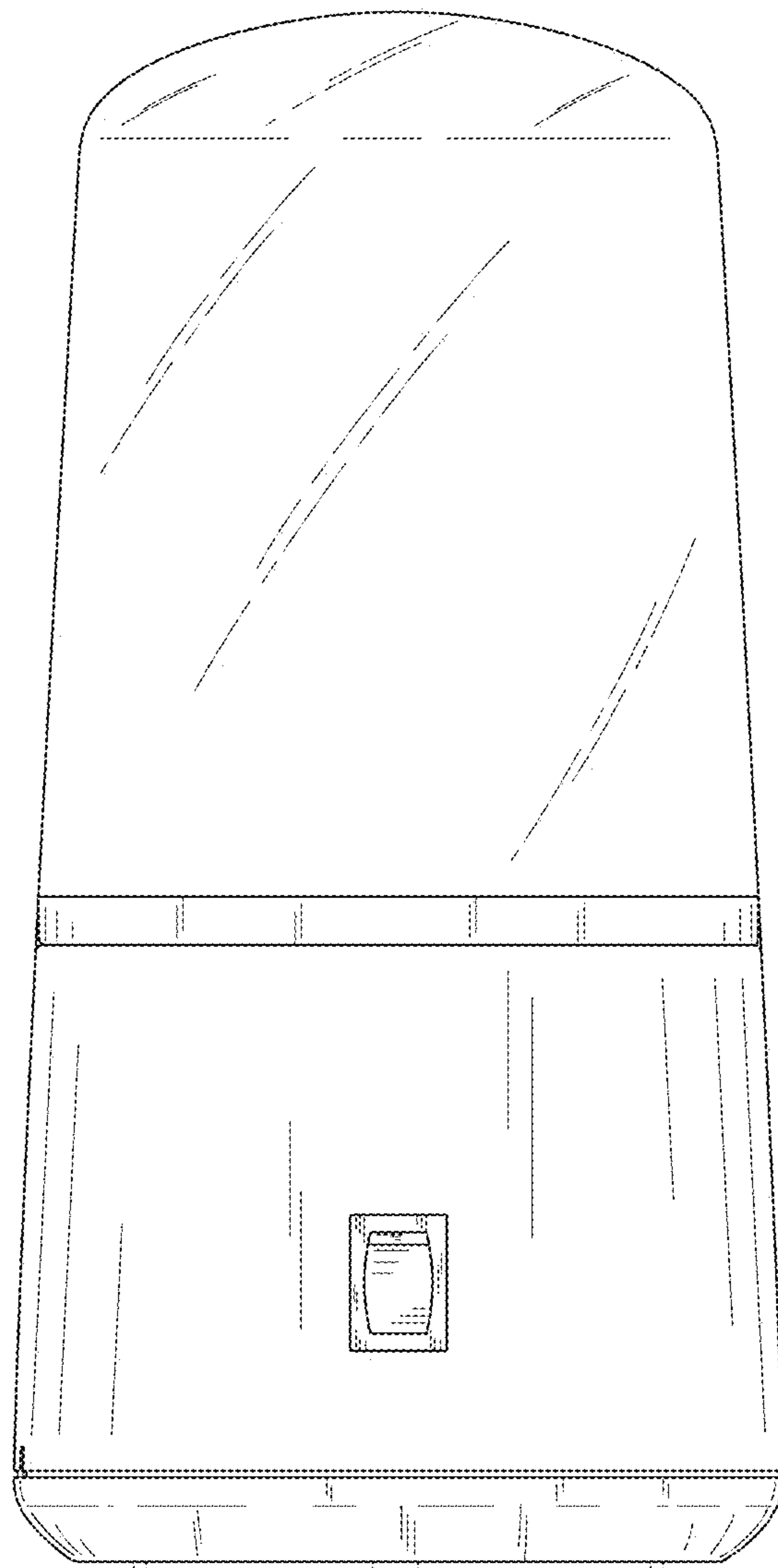


FIG.4

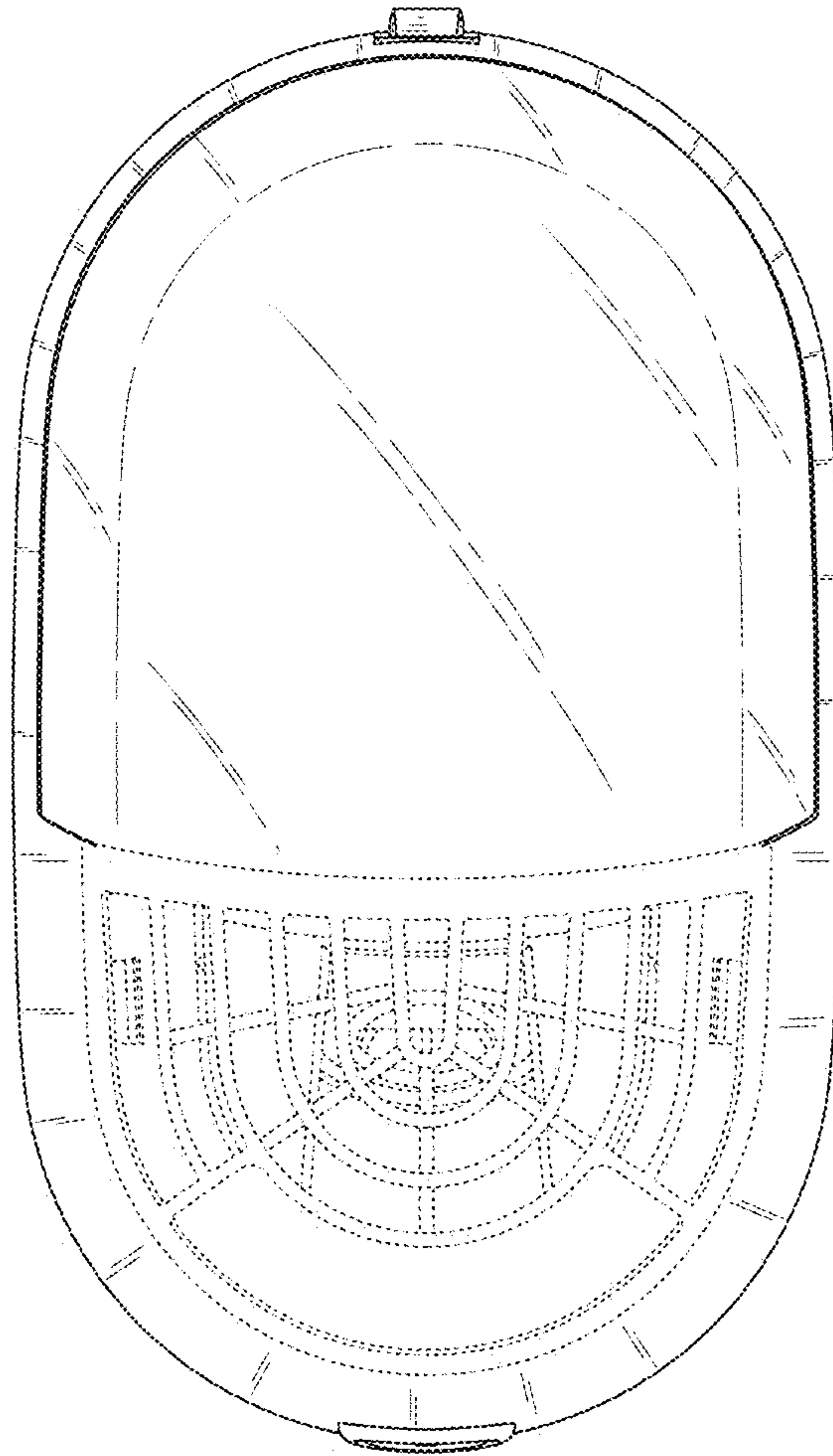


FIG.5

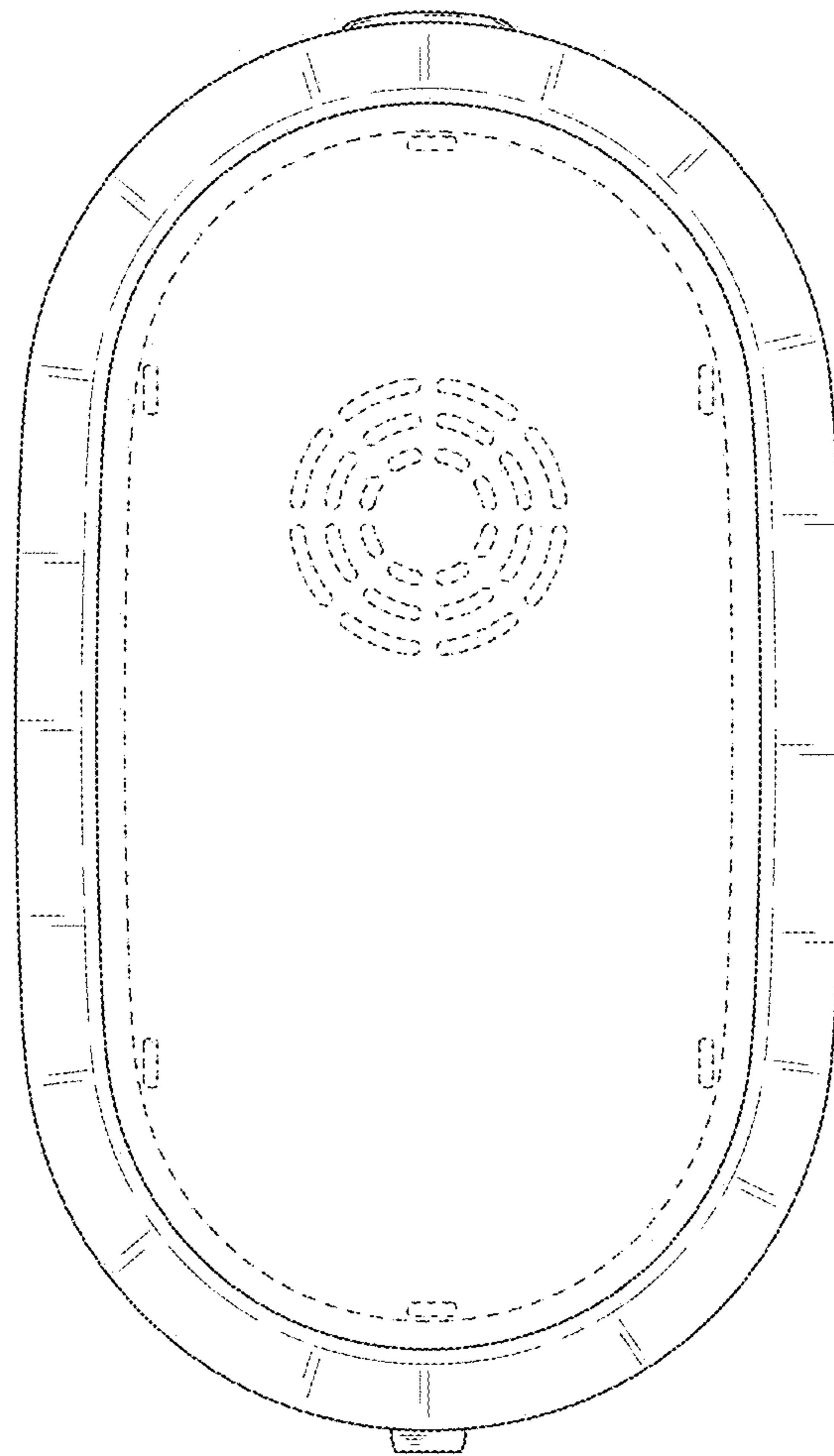


FIG.6




FIG.7




FIG.8

