



US00D935575S

(12) **United States Design Patent** (10) **Patent No.:** **US D935,575 S**  
**Loprevite et al.** (45) **Date of Patent:** **\*\* Nov. 9, 2021**

(54) **FLEXIBLE WATER HOSE**  
 (71) Applicant: **Australian Plumbing Products Pty Ltd**, Five Dock (AU)  
 (72) Inventors: **Tony Loprevite**, Five Dock (AU); **Arthur Kringas**, Five Dock (AU)  
 (73) Assignee: **Australian Plumbing Products Pty Ltd**, Five Dock (AU)  
 (\*\*) Term: **15 Years**  
 (21) Appl. No.: **29/682,840**  
 (22) Filed: **Mar. 8, 2019**

(30) **Foreign Application Priority Data**  
 Sep. 10, 2018 (AU) ..... 201815448  
 Sep. 10, 2018 (AU) ..... 201815450  
 (51) **LOC (13) Cl.** ..... **23-01**  
 (52) **U.S. Cl.**  
 USPC ..... **D23/266**  
 (58) **Field of Classification Search**  
 USPC ..... D23/269–261, 266, 324, 259–261;  
 138/108–109, 118, 118.1, 129, 137  
 CPC ..... F16L 11/12  
 See application file for complete search history.

(56) **References Cited**  
 U.S. PATENT DOCUMENTS  
 3,623,513 A \* 11/1971 Dinkelkamp ..... F16L 33/01  
 138/114  
 3,920,786 A \* 11/1975 Brunelle ..... F16L 11/12  
 264/251  
 5,102,012 A \* 4/1992 Foster ..... B67D 7/0478  
 138/104  
 D586,435 S \* 2/2009 Reckseen ..... D23/266

D611,576 S \* 3/2010 Tokuno ..... D23/266  
 D642,245 S \* 7/2011 Mezzalira ..... D23/266  
 D642,246 S \* 7/2011 Mezzalira ..... D23/266  
 D671,196 S \* 11/2012 Montalvo ..... D23/266  
 D687,513 S \* 8/2013 Williams ..... D23/209  
 D783,785 S \* 4/2017 Bates-Hurtado ..... D23/266  
 2008/0072985 A1 \* 3/2008 Burrowes ..... F16L 11/081  
 138/126  
 2011/0303317 A1 \* 12/2011 Montalvo ..... F16L 11/112  
 138/129  
 2012/0234424 A1 \* 9/2012 Bernhardt ..... F16L 33/223  
 138/137  
 2014/0027215 A1 \* 1/2014 Wen ..... B60T 5/00  
 188/264 A  
 2018/0195648 A1 \* 7/2018 Yeiser ..... F16L 27/04  
 2018/0347738 A1 \* 12/2018 Zhang ..... F16L 11/10

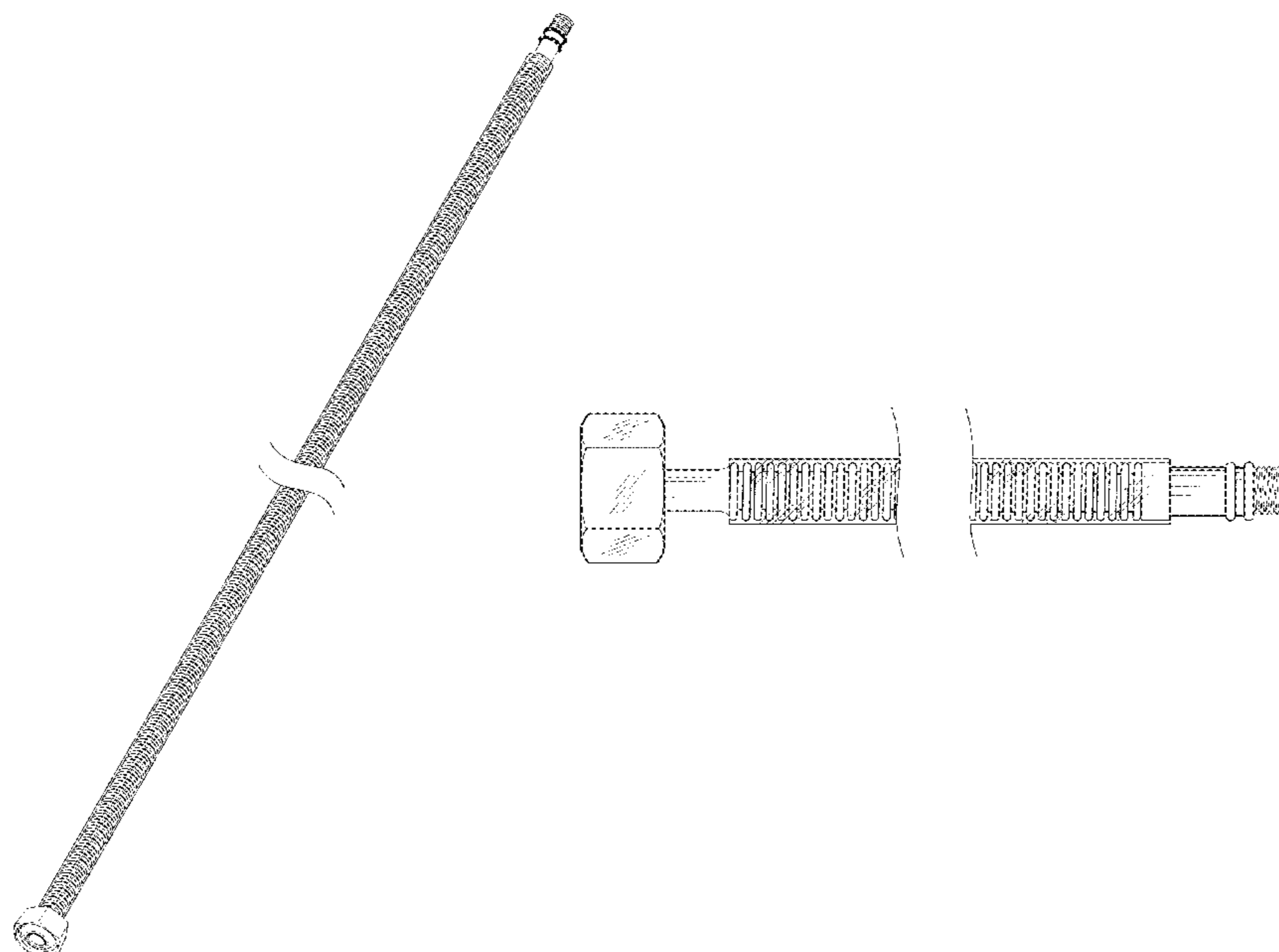
\* cited by examiner

*Primary Examiner* — Amy C Wierenga  
 (74) *Attorney, Agent, or Firm* — Stevens & Showalter LLP

(57) **CLAIM**  
 The ornamental design for a flexible water hose, as shown and described.

**DESCRIPTION**  
 FIG. 1 is a perspective view of the flexible water hose;  
 FIG. 2 is an enlarged perspective view of a first end thereof;  
 FIG. 3 is an enlarged perspective view of a second end thereof;  
 FIG. 4 is a front elevational view thereof;  
 FIG. 5 is an elevational view of the first end thereof; and,  
 FIG. 6 is an elevational view of the second end thereof.  
 The flexible water hose is shown with a symbolic break in its length. The appearance of any portion of the flexible water hose between the break lines forms no part of the claim.

**1 Claim, 3 Drawing Sheets**



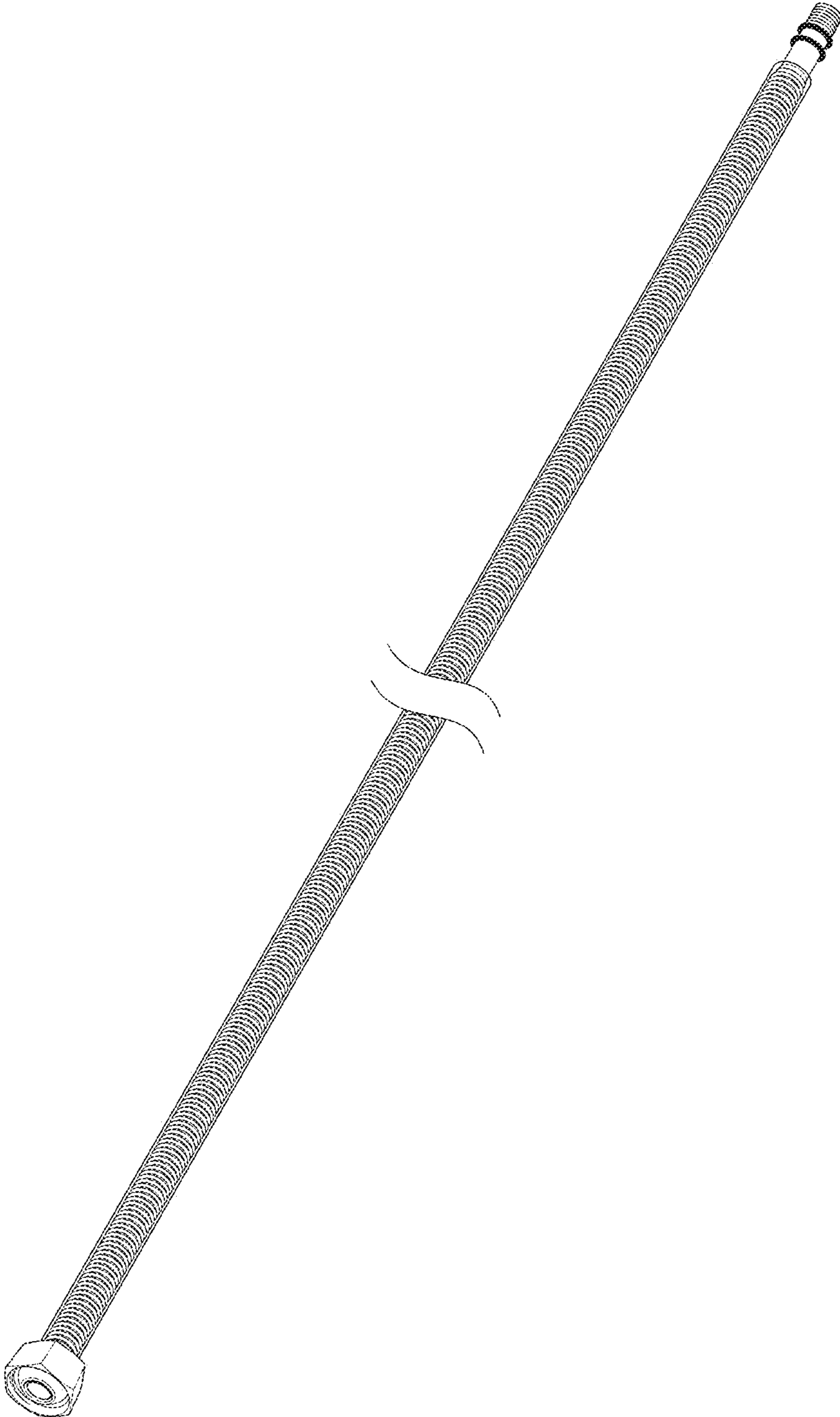


FIG. 1

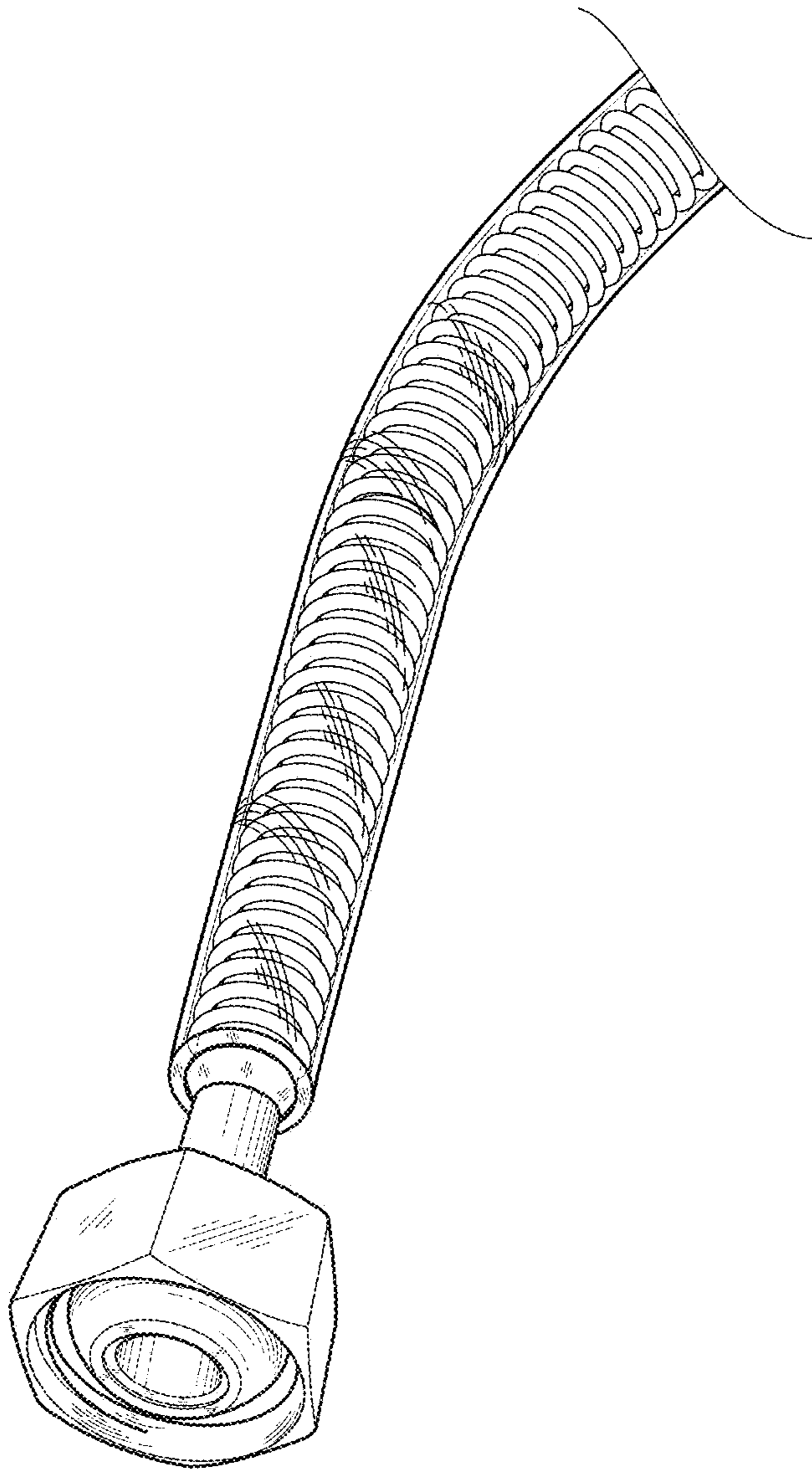


FIG. 2

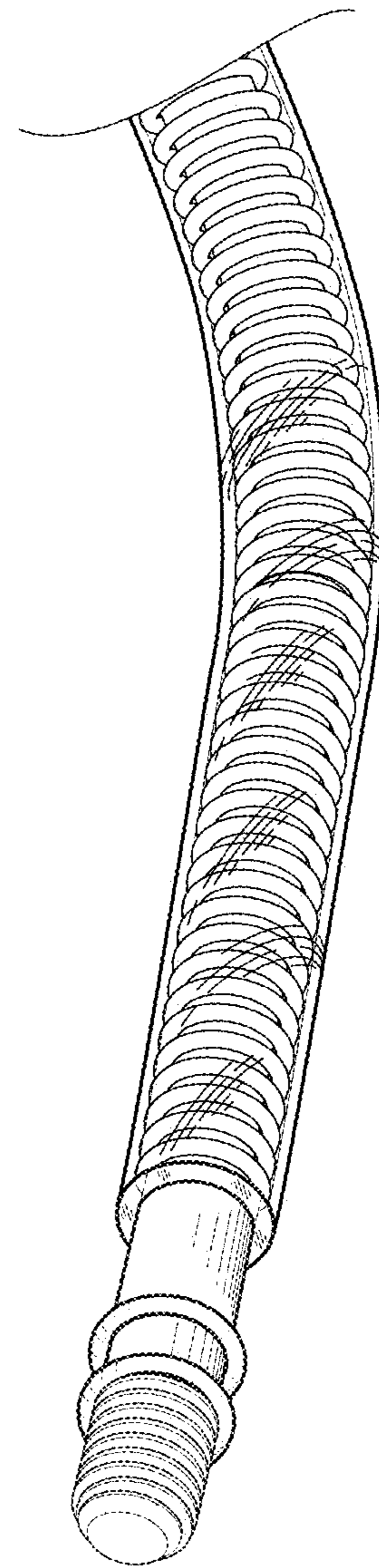


FIG. 3

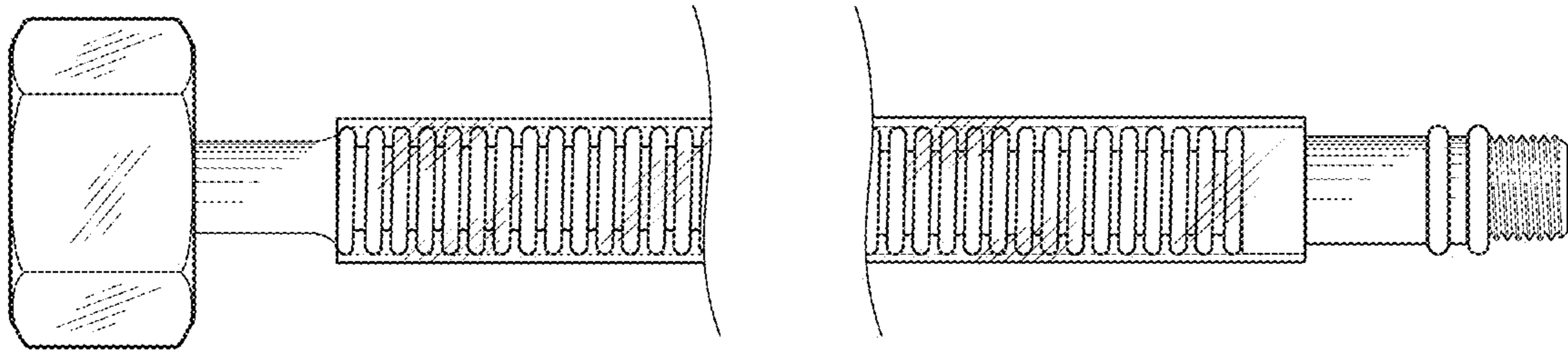


FIG. 4

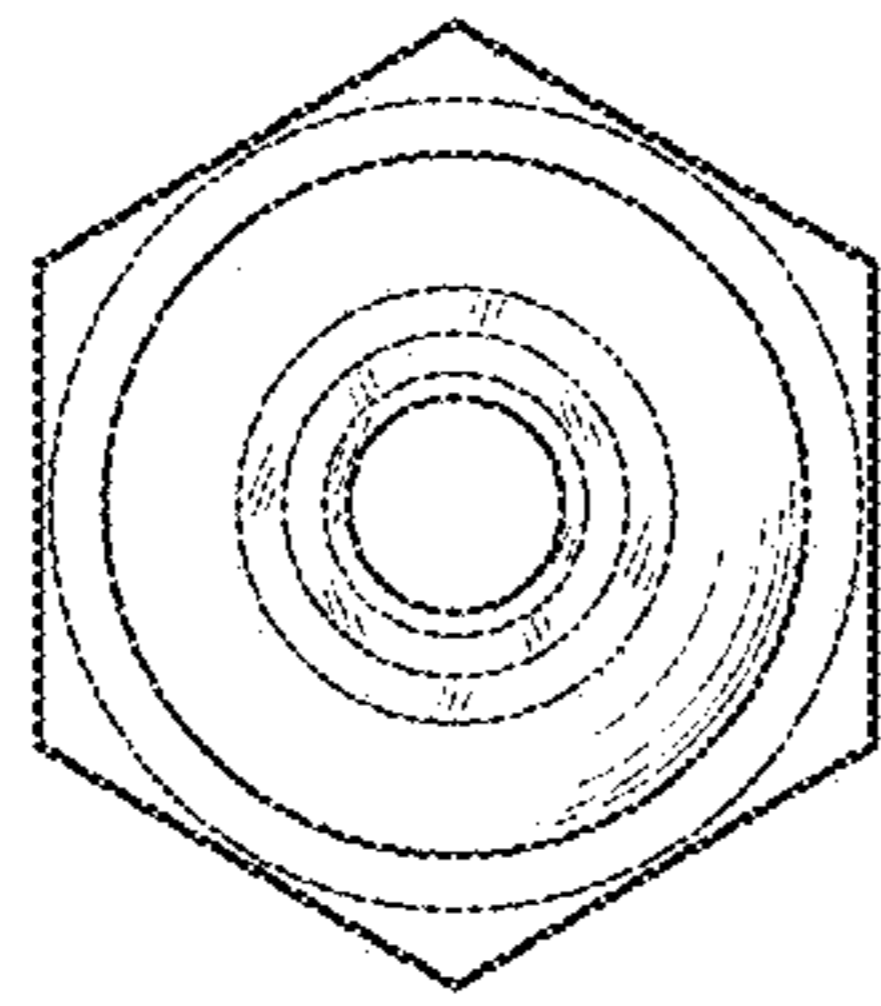


FIG. 5



FIG. 6