



US00D935549S

(12) **United States Design Patent** (10) **Patent No.:** **US D935,549 S**
Zhu (45) **Date of Patent:** **** Nov. 9, 2021**

(54) **MOSQUITO REPELLENT LAMP**

(71) Applicant: **Yan Zhu**, Shenzhen (CN)

(72) Inventor: **Yan Zhu**, Shenzhen (CN)

(**) Term: **15 Years**

(21) Appl. No.: **29/644,222**

(22) Filed: **Apr. 16, 2018**

(51) **LOC (13) Cl.** **22-06**

(52) **U.S. Cl.**
USPC **D22/123; D26/40**

(58) **Field of Classification Search**
USPC D26/37-51; D22/123; D30/110, 111
CPC F21L 2003/00; F21L 4/005; F21L 4/025;
F21L 4/027; F21L 4/04; F21L 4/08; F21L
13/00; F21L 13/08; F21L 14/02; F21L
19/00; F21L 2/00; F21L 4/00-4/085;
F21L 15/00-15/14; F21L 2001/00; F21L
2005/00; F21L 25/00

See application file for complete search history.

(56) **References Cited**

U.S. PATENT DOCUMENTS

D290,769 S *	7/1987	Taylor	D30/124
D346,976 S *	5/1994	Jones	D10/103
D357,769 S *	4/1995	Connelly	52/82
D421,157 S *	2/2000	Logan, Jr.	D30/110
D427,385 S *	6/2000	Wawzonek	D30/110
D545,936 S *	7/2007	Metaxatos	D22/122
D634,808 S *	3/2011	Tsai	D22/122
D700,990 S *	3/2014	Ly	D26/95
D705,997 S *	5/2014	Gil Duarte Pereira	D30/110
D730,505 S *	5/2015	Cao	D23/355
D782,606 S *	3/2017	Keeble	D22/136
D832,973 S *	11/2018	Keeble	D22/136
D837,337 S *	1/2019	Lin	D22/123

D857,835 S *	8/2019	Wu	D22/123
D866,086 S *	11/2019	Chen	D30/114
D868,932 S *	12/2019	Zhu	D22/123
D870,233 S *	12/2019	Zhu	D22/123
D879,239 S *	3/2020	Lin	D22/122
D887,524 S *	6/2020	Lou	D22/123
D917,007 S *	4/2021	Luo	D22/123
D917,008 S *	4/2021	Qiu	D22/123
D919,744 S *	5/2021	Feng	D22/123
2009/0277073 A1 *	11/2009	Chen	A01M 1/223 43/112

* cited by examiner

Primary Examiner — Michelle E. Wilson

(74) *Attorney, Agent, or Firm* — ScienBiziP, P.C.

(57) **CLAIM**

The ornamental design for a mosquito repellent lamp, as shown and described.

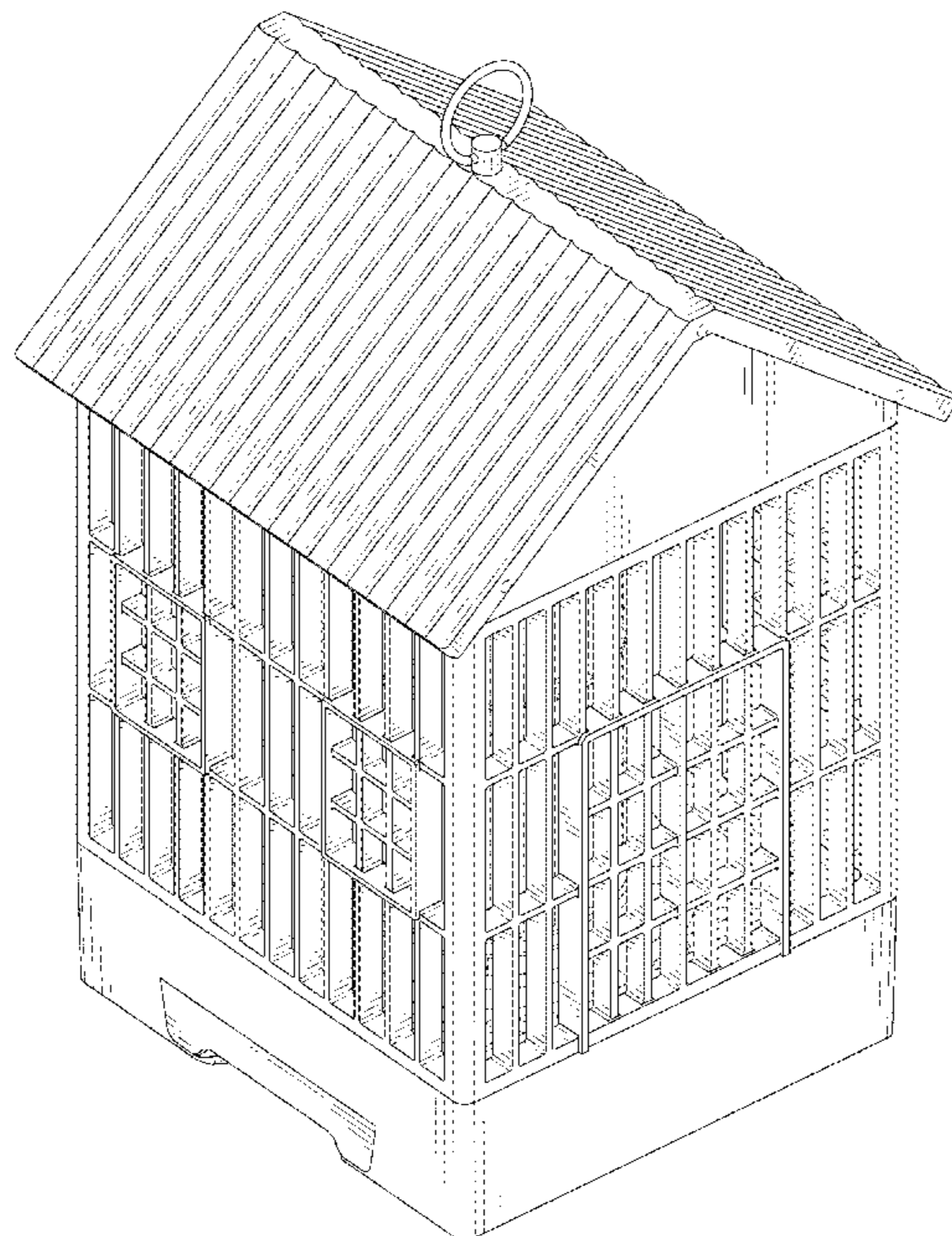
DESCRIPTION

FIG. 1 is a first perspective view of a mosquito repellent lamp showing the claimed new design; FIG. 2 is a second perspective view thereof; FIG. 3 is a front elevation view thereof; FIG. 4 is a rear elevation view thereof; FIG. 5 is a left side elevation view thereof; FIG. 6 is a right side elevation view thereof; FIG. 7 is a top plan view thereof; and, FIG. 8 is a bottom plan view thereof.

The broken lines immediately adjacent to the claimed portions are boundaries, all other broken lines are environmental structures; all the broken lines form no part of the claimed design.

The broken lines show portions of the article which form no part of the claimed design.

1 Claim, 8 Drawing Sheets



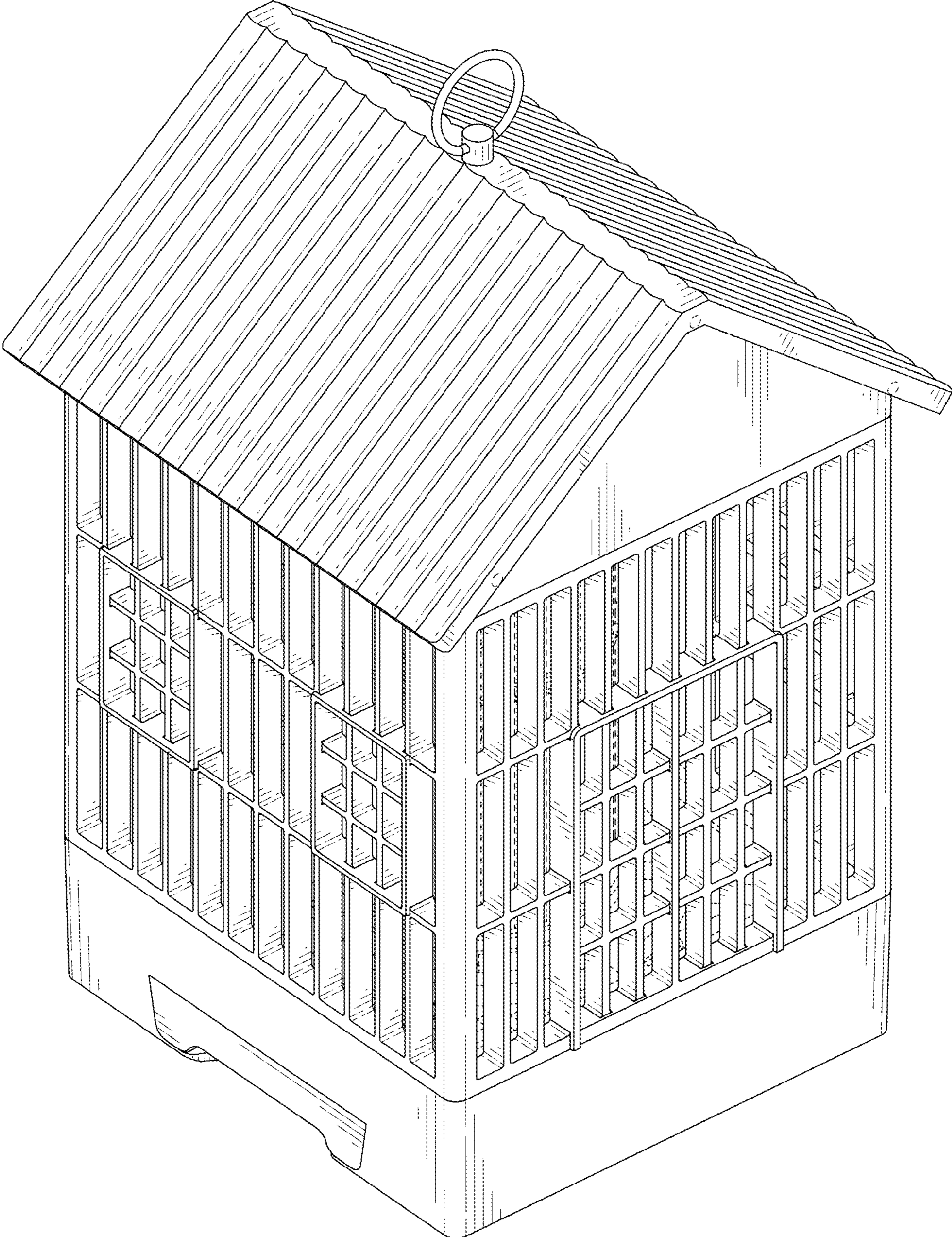


FIG. 1

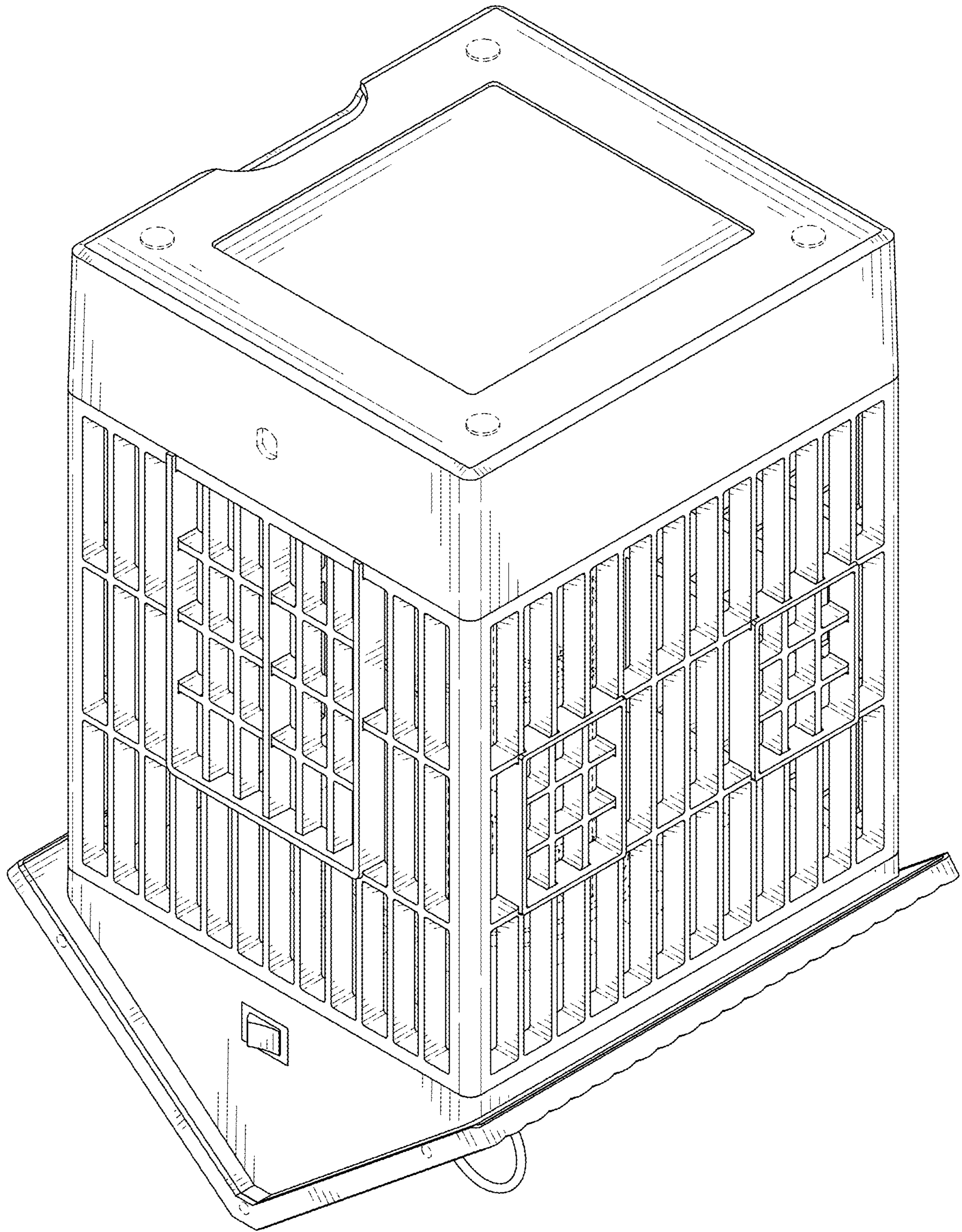


FIG. 2

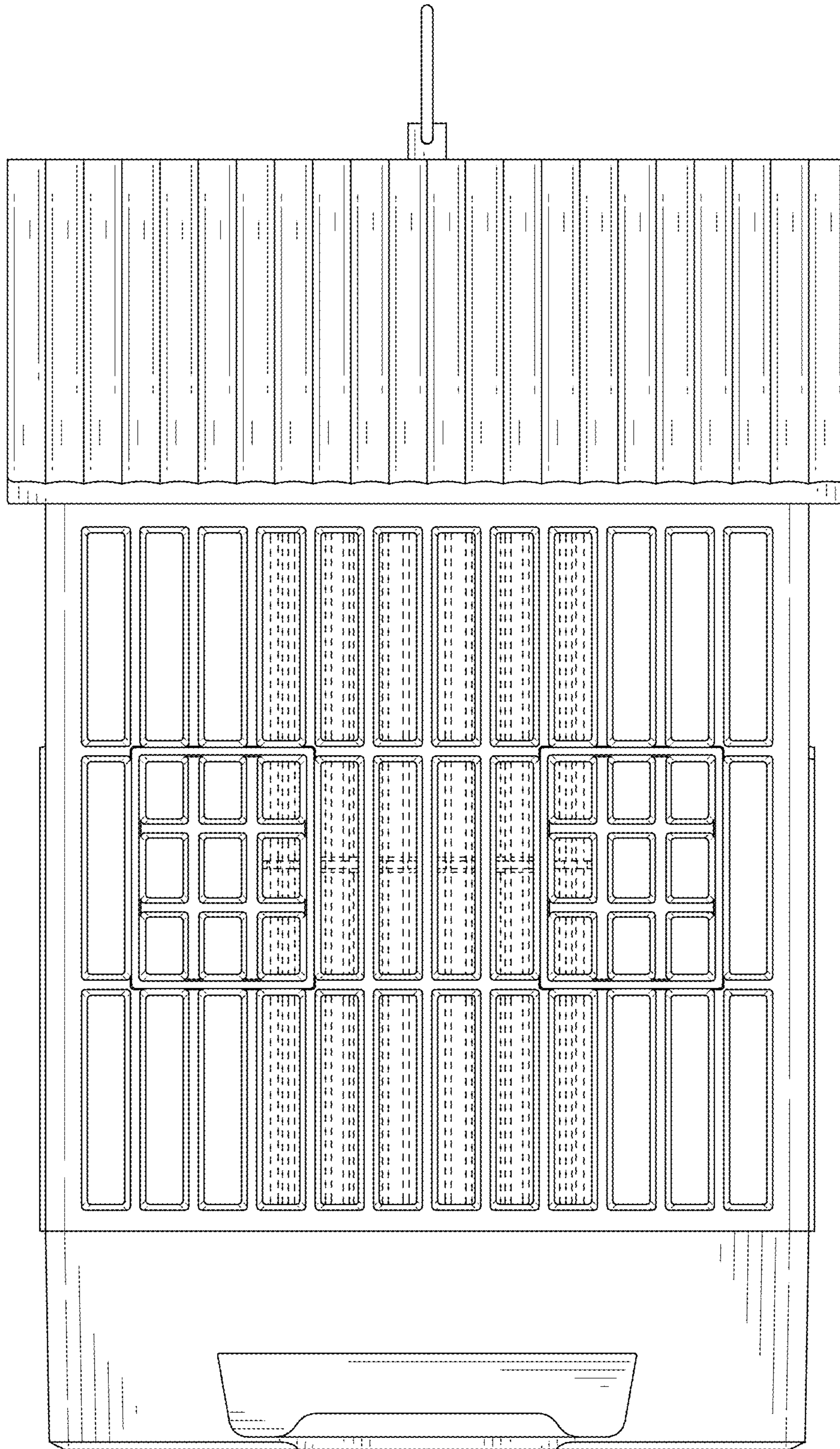


FIG. 3

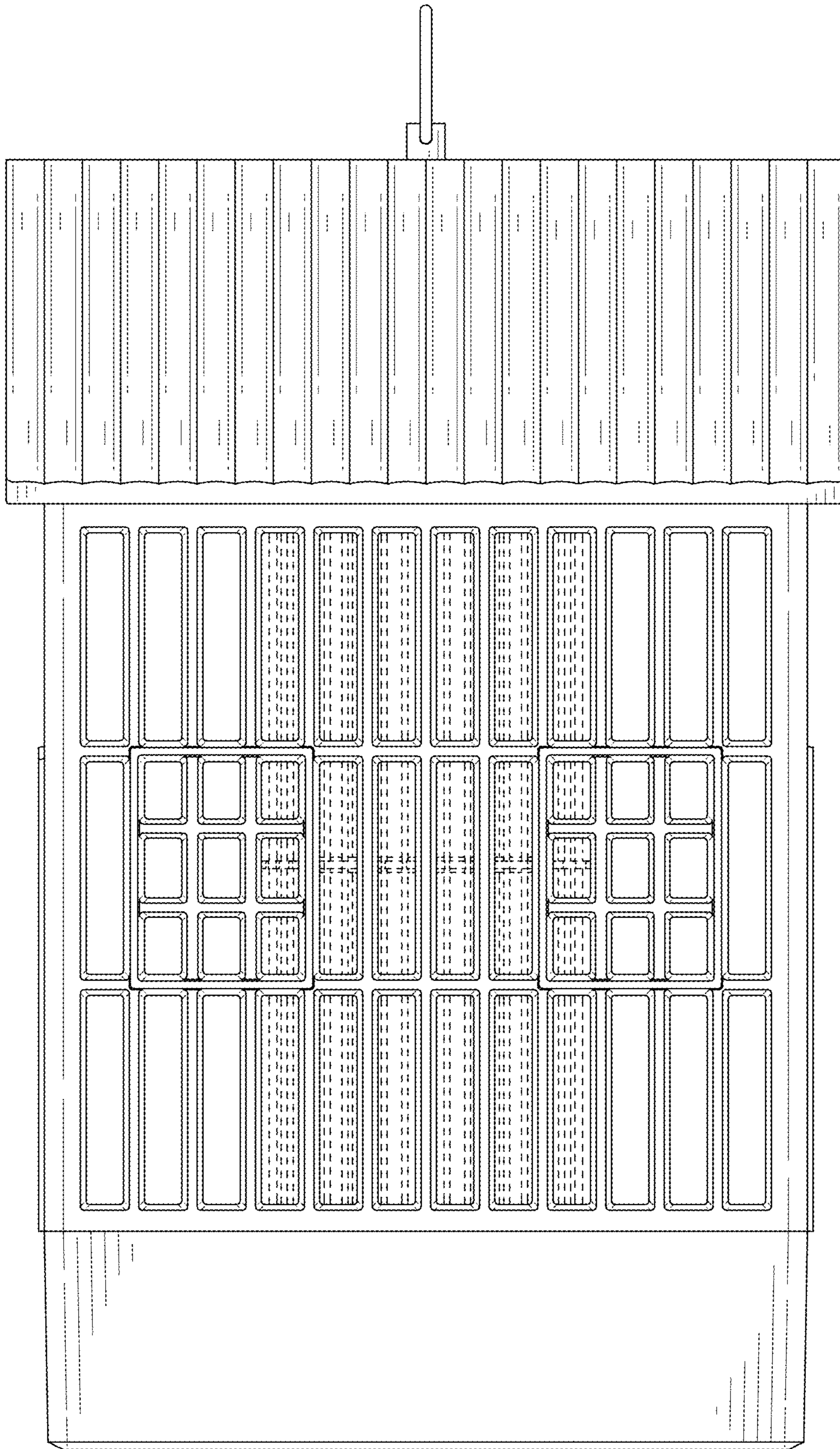


FIG. 4




FIG. 5




FIG. 6

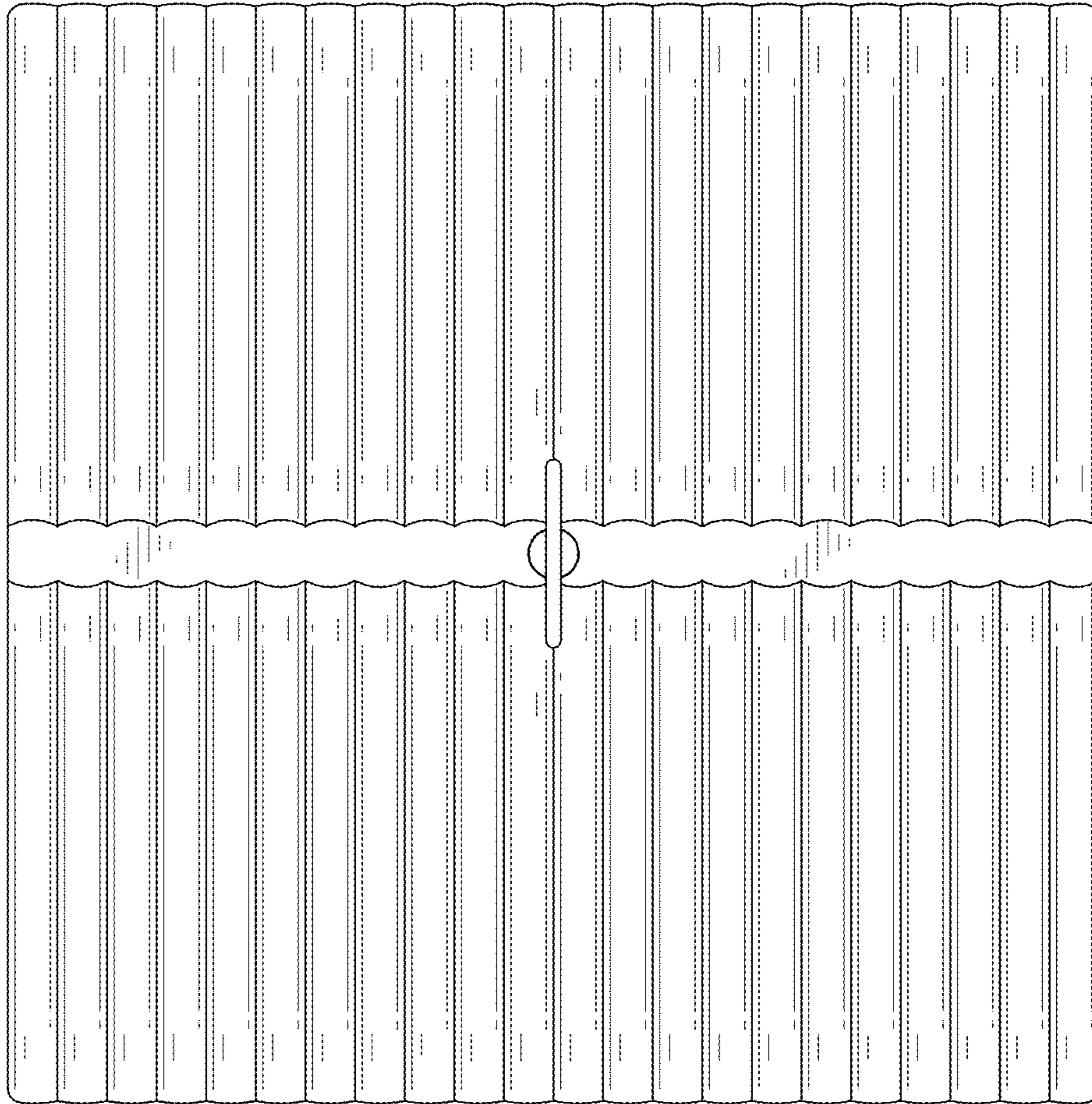


FIG. 7




FIG. 8