



US00D935538S

(12) **United States Design Patent** (10) **Patent No.:** **US D935,538 S**  
**Li** (45) **Date of Patent:** **\*\* Nov. 9, 2021**

(54) **PORTABLE SOCCER GOAL**  
(71) Applicant: **Jun Li**, Zhejiang (CN)  
(72) Inventor: **Jun Li**, Zhejiang (CN)  
(73) Assignee: **Ningbo Meihe Information Technology Co., Ltd.**, Zhejiang (CN)  
(\*\*) Term: **15 Years**  
(21) Appl. No.: **29/702,766**

7,198,274 B2 \* 4/2007 Cho ..... A63B 63/004  
273/400  
D623,246 S \* 9/2010 Nozato ..... D21/705  
D627,002 S \* 11/2010 Cho ..... D21/305  
D649,209 S \* 11/2011 Silvi ..... D21/705  
D709,970 S \* 7/2014 Holland ..... D21/705  
D772,358 S \* 11/2016 Crawley ..... D21/705  
D779,602 S \* 2/2017 Hochberg ..... D21/705  
D805,591 S \* 12/2017 Miller ..... D21/705  
D806,812 S \* 1/2018 Adams ..... D21/699  
D809,076 S \* 1/2018 Yu ..... D21/705  
D844,083 S \* 3/2019 Schwarz ..... D21/705

(Continued)

(22) Filed: **Aug. 22, 2019**  
(51) **LOC (13) Cl.** ..... **21-02**  
(52) **U.S. Cl.**  
USPC ..... **D21/705**  
(58) **Field of Classification Search**  
USPC ..... D21/300, 301, 302, 303, 304, 305, 306,  
D21/314, 318, 319, 339, 341, 357, 358,  
D21/382, 385, 386, 488, 500, 698, 701,  
D21/702, 703, 704, 705, 706, 707, 708,  
D21/709, 710, 711, 712, 713, 714, 716,  
D21/788, 789, 790, 791, 715  
CPC ..... A63B 63/004; A63B 2063/001; A63B  
2063/002; A63B 2063/005; A63B 69/00;  
A63B 69/0002; A63B 69/0097; A63B  
69/36; A63B 63/08; A63B 67/06; A63B  
63/007; A63B 63/00; A63B 71/022; A63B  
65/00; A63B 1/00; A63B 67/00; A63F  
9/0204; A63F 1/067; A47B 25/00  
See application file for complete search history.

OTHER PUBLICATIONS

“Pop-up soccer Goal Net”, posted Jul. 4, 2018 [Online], [retrieved Feb. 12, 2021]. Retrieved from Internet: <https://tinyurl.com/2dhdkgf4>.\*

*Primary Examiner* — Sandra Snapp  
*Assistant Examiner* — Mehri Bajoul

(57) **CLAIM**

The ornamental design for a portable soccer goal, as shown and described.

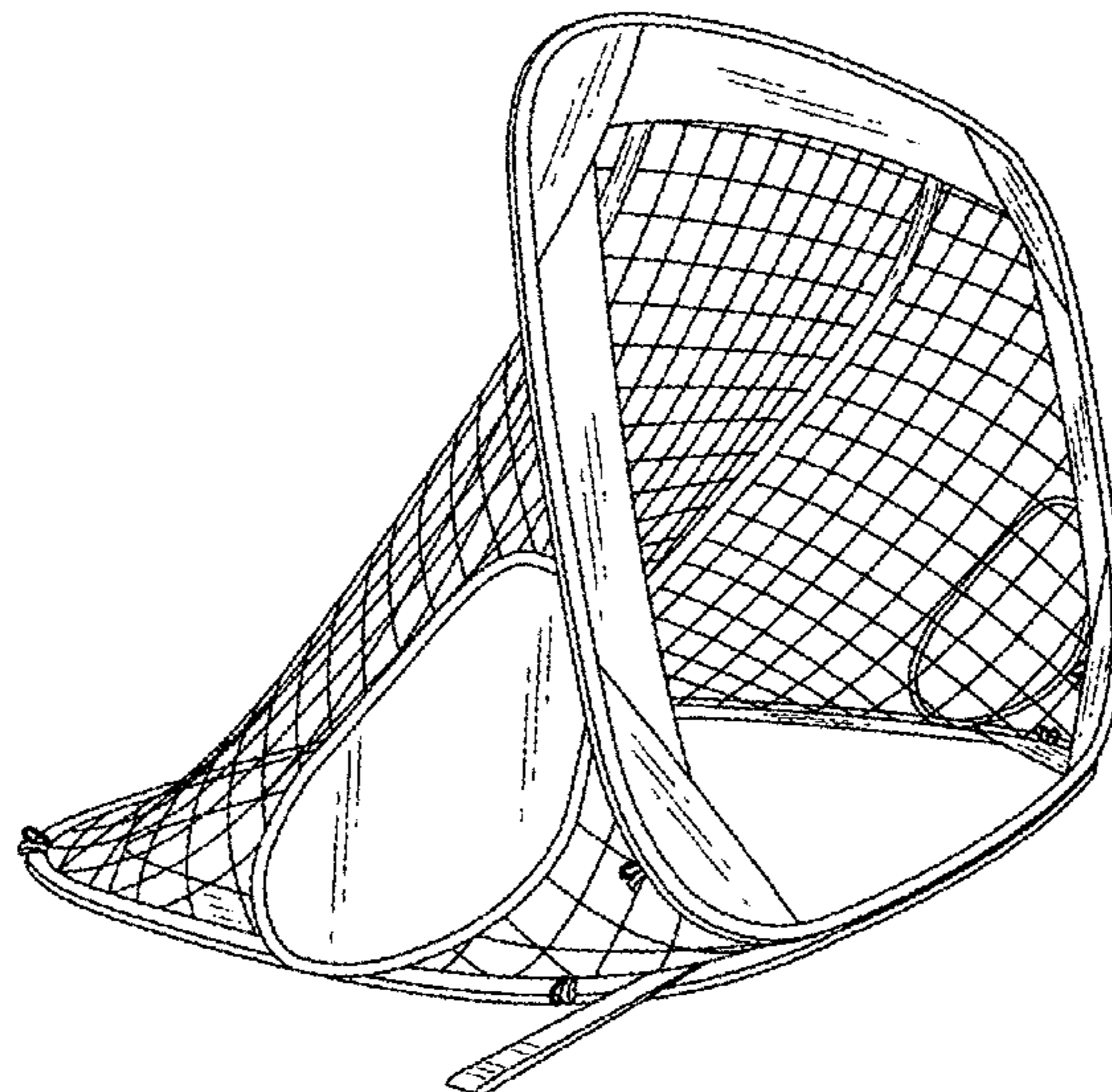
**DESCRIPTION**

FIG. 1 is a perspective view of a portable soccer goal showing my new design;  
FIG. 2 is a front elevation view thereof;  
FIG. 3 is a rear elevation view thereof;  
FIG. 4 is a left side elevation view thereof;  
FIG. 5 is a right side elevation view thereof;  
FIG. 6 is a top plan view thereof;  
FIG. 7 is a bottom plan view thereof; and,  
FIG. 8 is another perspective view thereof, showing some pins with broken lines for mounting the portable soccer goal. The broken lines depict environment only and form no part of the claimed design.

(56) **References Cited**  
U.S. PATENT DOCUMENTS

D353,426 S \* 12/1994 Amram ..... D21/705  
D353,865 S \* 12/1994 Smith ..... D21/705  
D356,841 S \* 3/1995 Temple ..... D21/705  
D410,510 S \* 6/1999 Sherwood ..... D21/699  
D441,040 S \* 4/2001 Cho ..... D21/705  
6,991,567 B2 \* 1/2006 Wong ..... A63B 63/004  
273/400

**1 Claim, 8 Drawing Sheets**



(56)

**References Cited**

U.S. PATENT DOCUMENTS

D858,664	S	*	9/2019	Crawley	.....	D21/705
D868,162	S	*	11/2019	Tanoury	.....	D21/305
D868,916	S	*	12/2019	Engler	.....	D21/790
2001/0034274	A1	*	10/2001	Tulipani	.....	A63B 63/004 473/446
2002/0064623	A1	*	5/2002	Vrebosch	.....	A63B 63/004 428/122
2009/0197707	A1	*	8/2009	Cho	.....	A63B 63/004 473/422
2010/0093471	A1	*	4/2010	Huang	.....	A63B 71/022 473/422
2012/0088594	A1	*	4/2012	Cho	.....	A63B 63/00 473/197
2012/0149503	A1	*	6/2012	Cho	.....	A63B 69/0002 473/454

\* cited by examiner

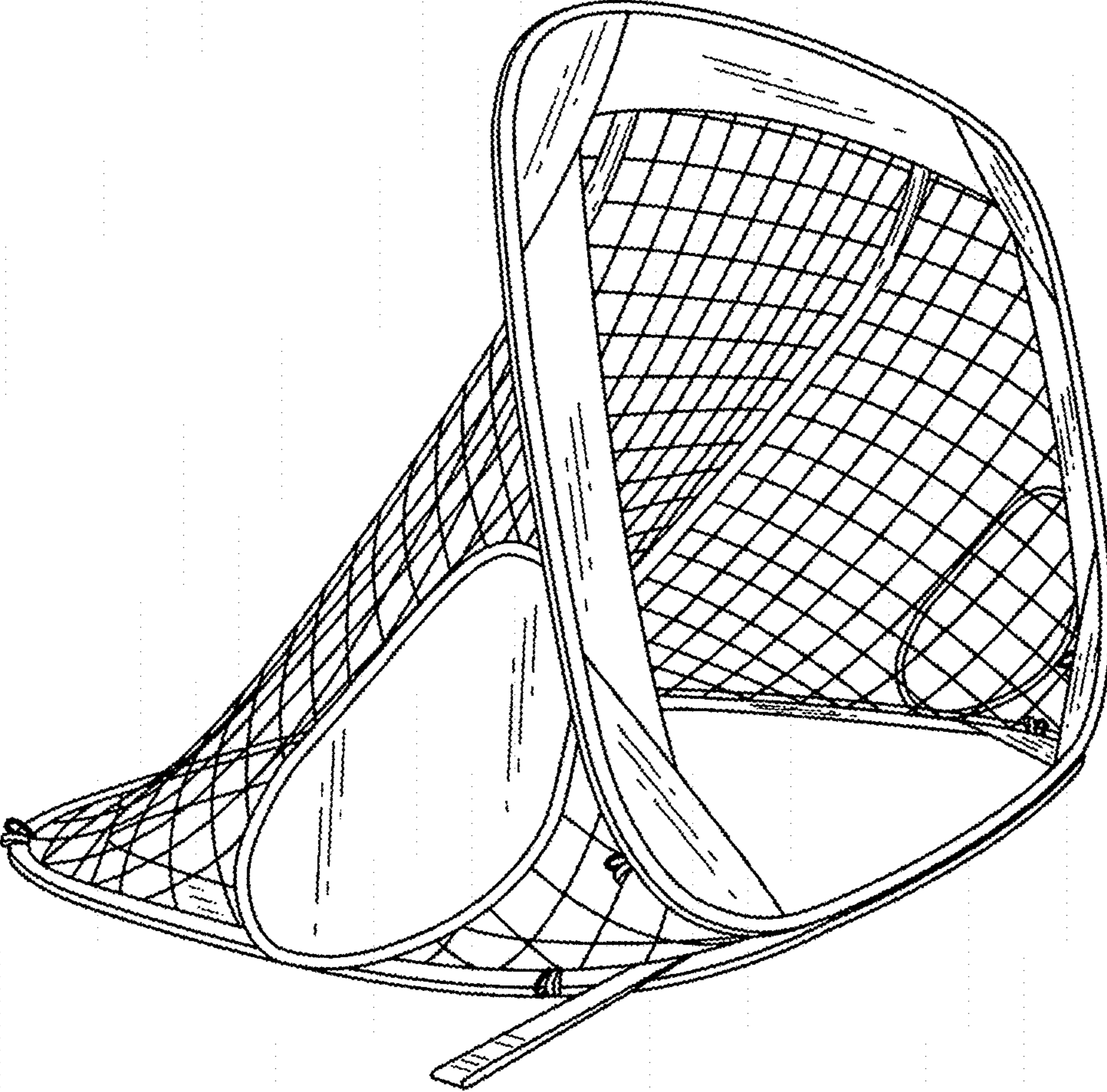


FIG. 1



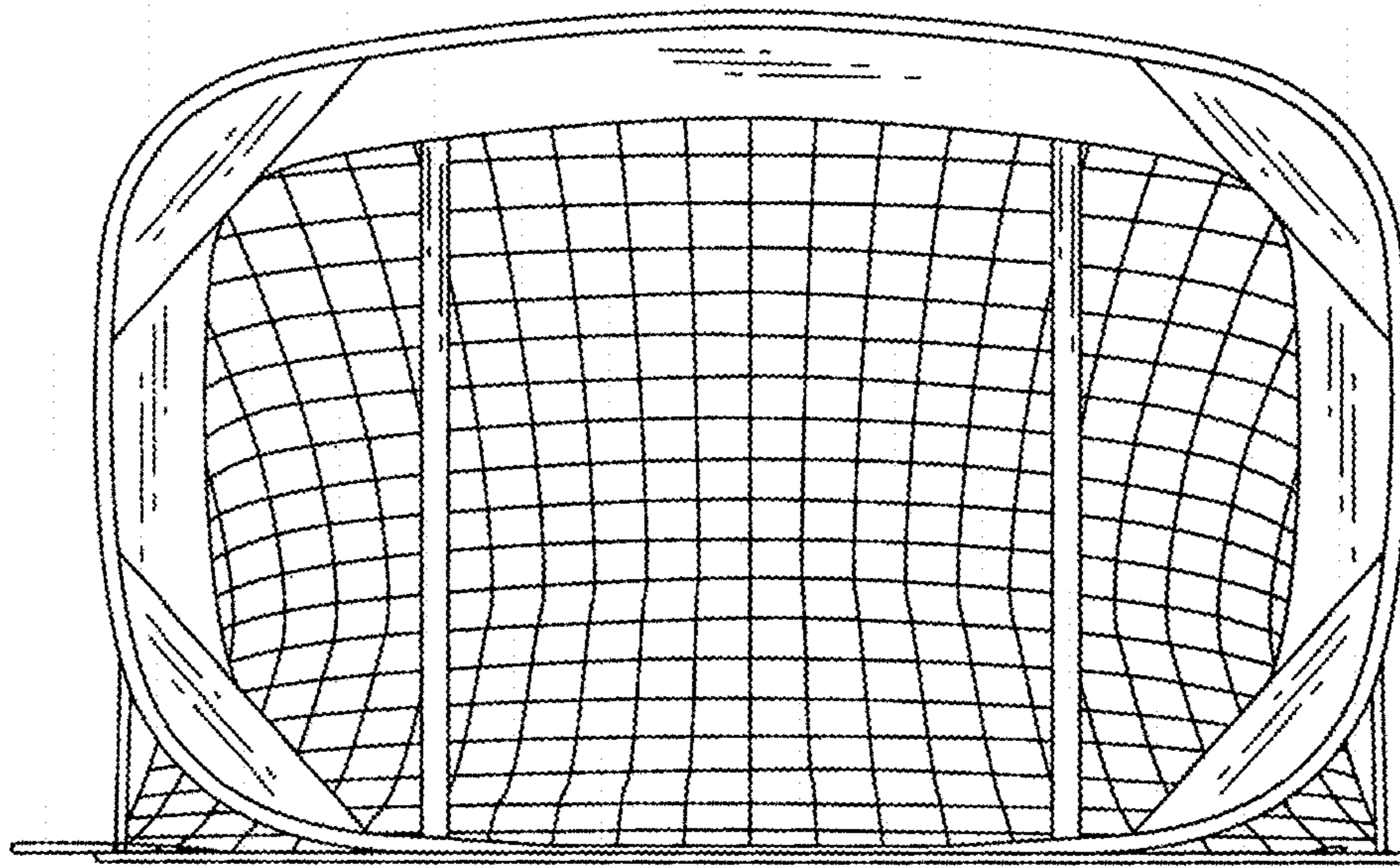


FIG. 2

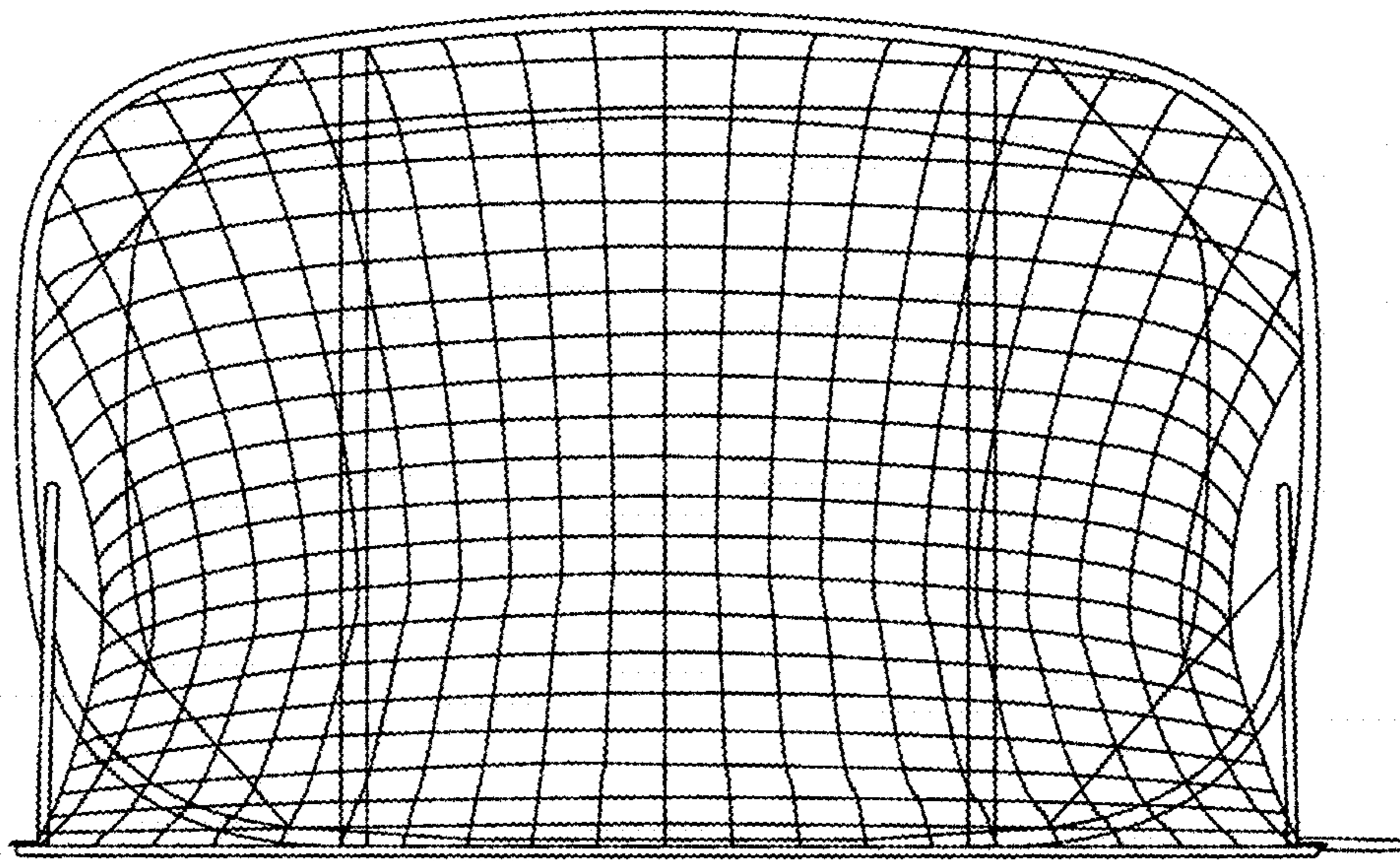


FIG. 3

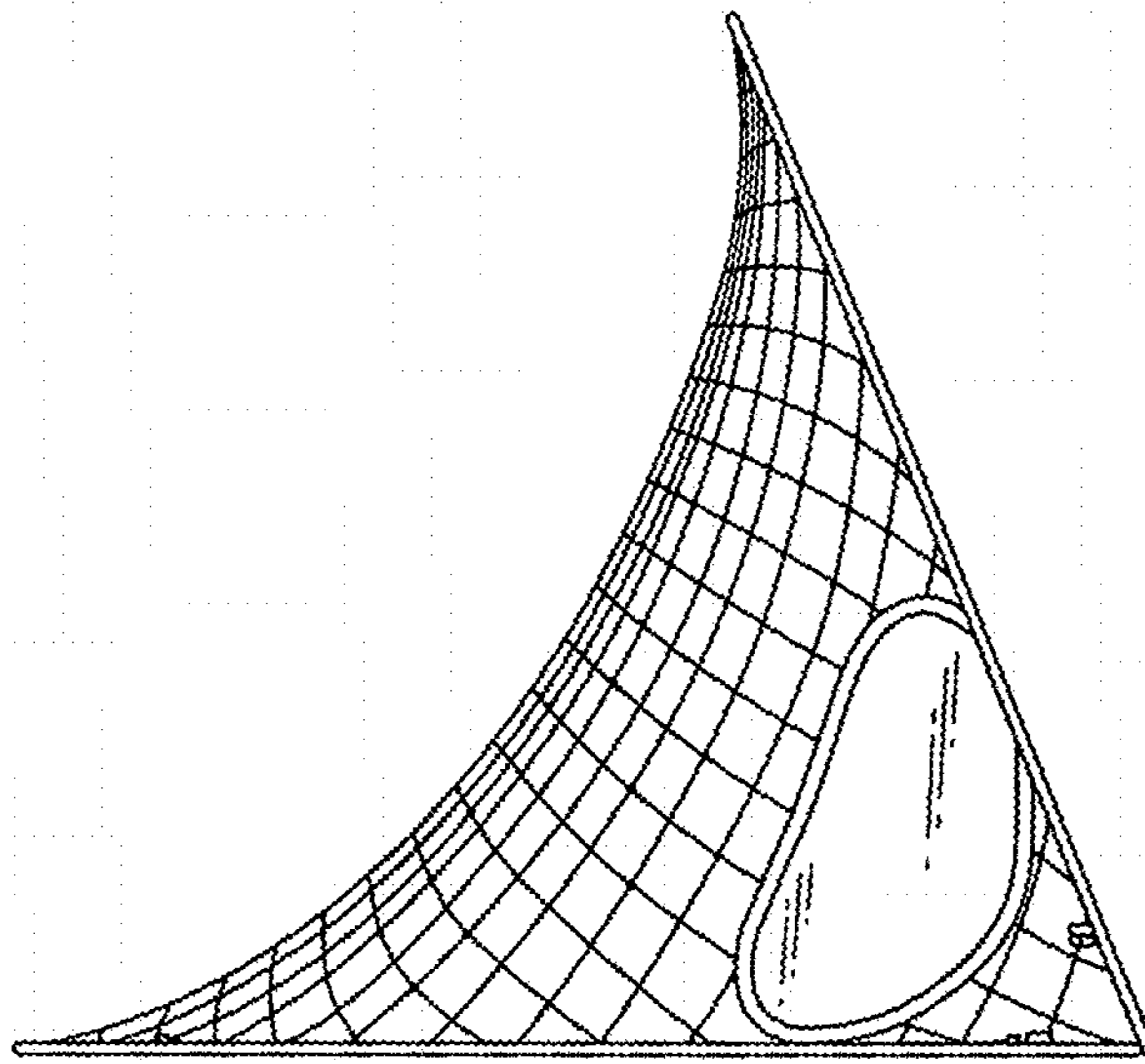


FIG. 4

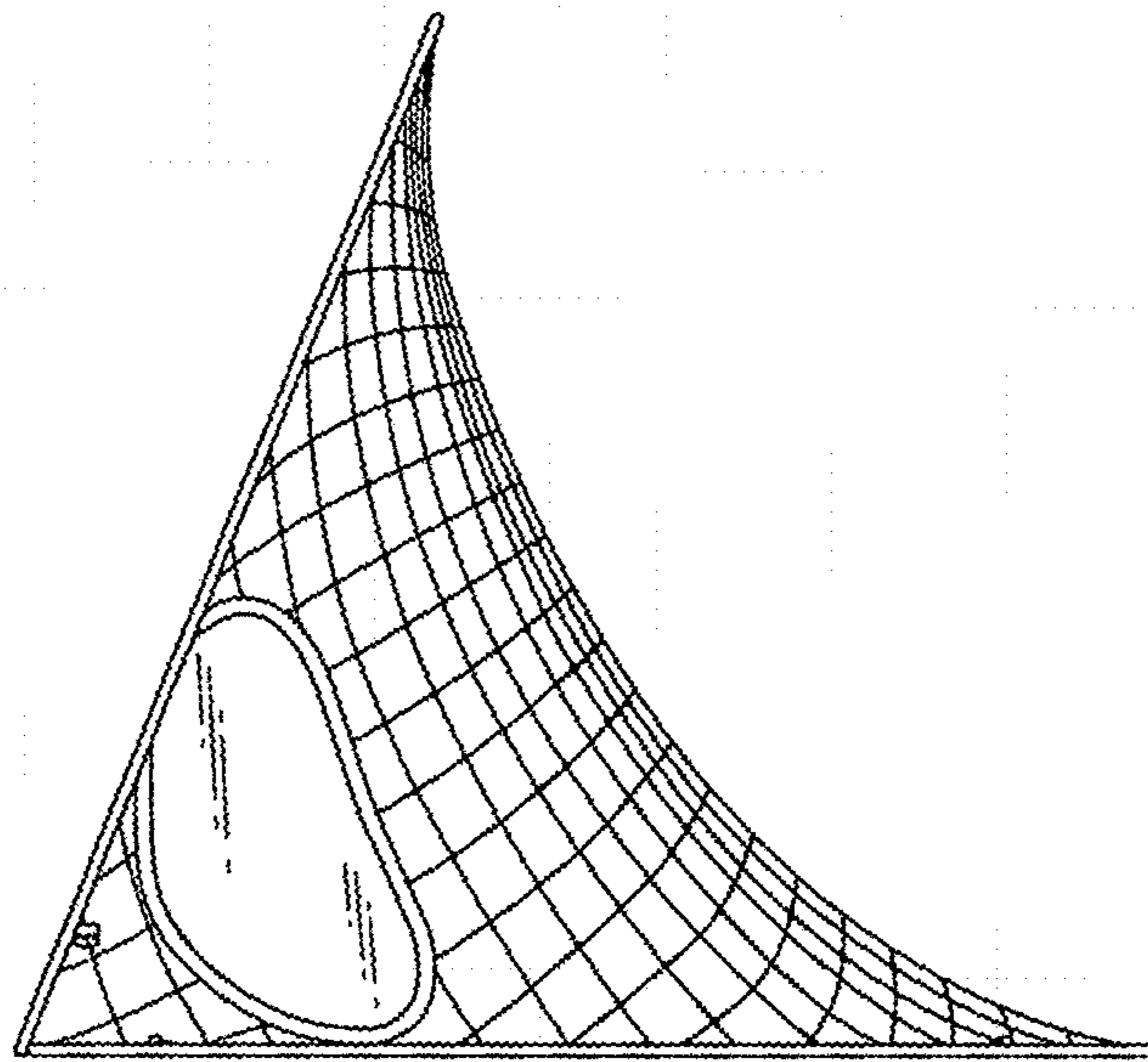


FIG. 5



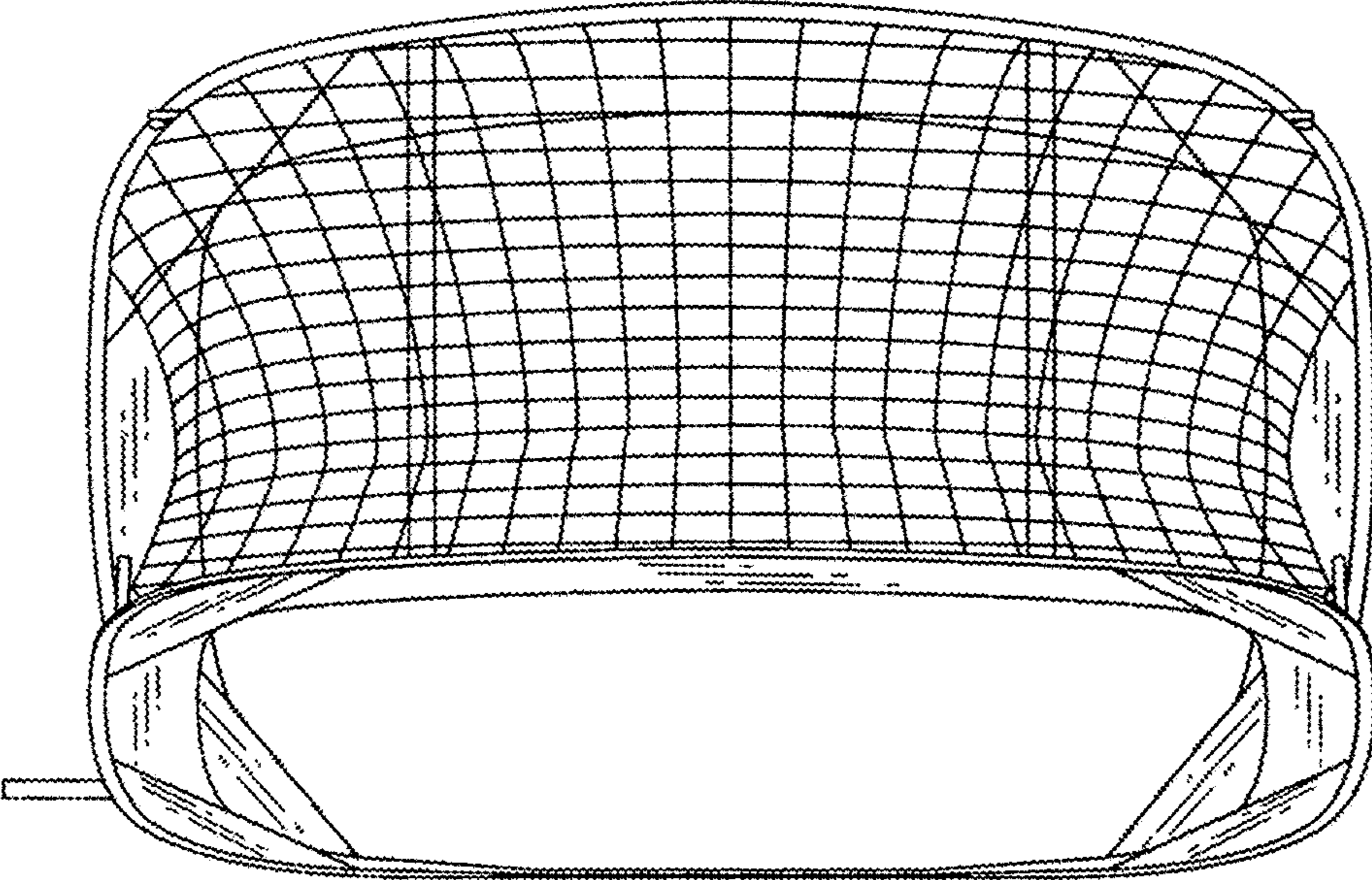


FIG. 6



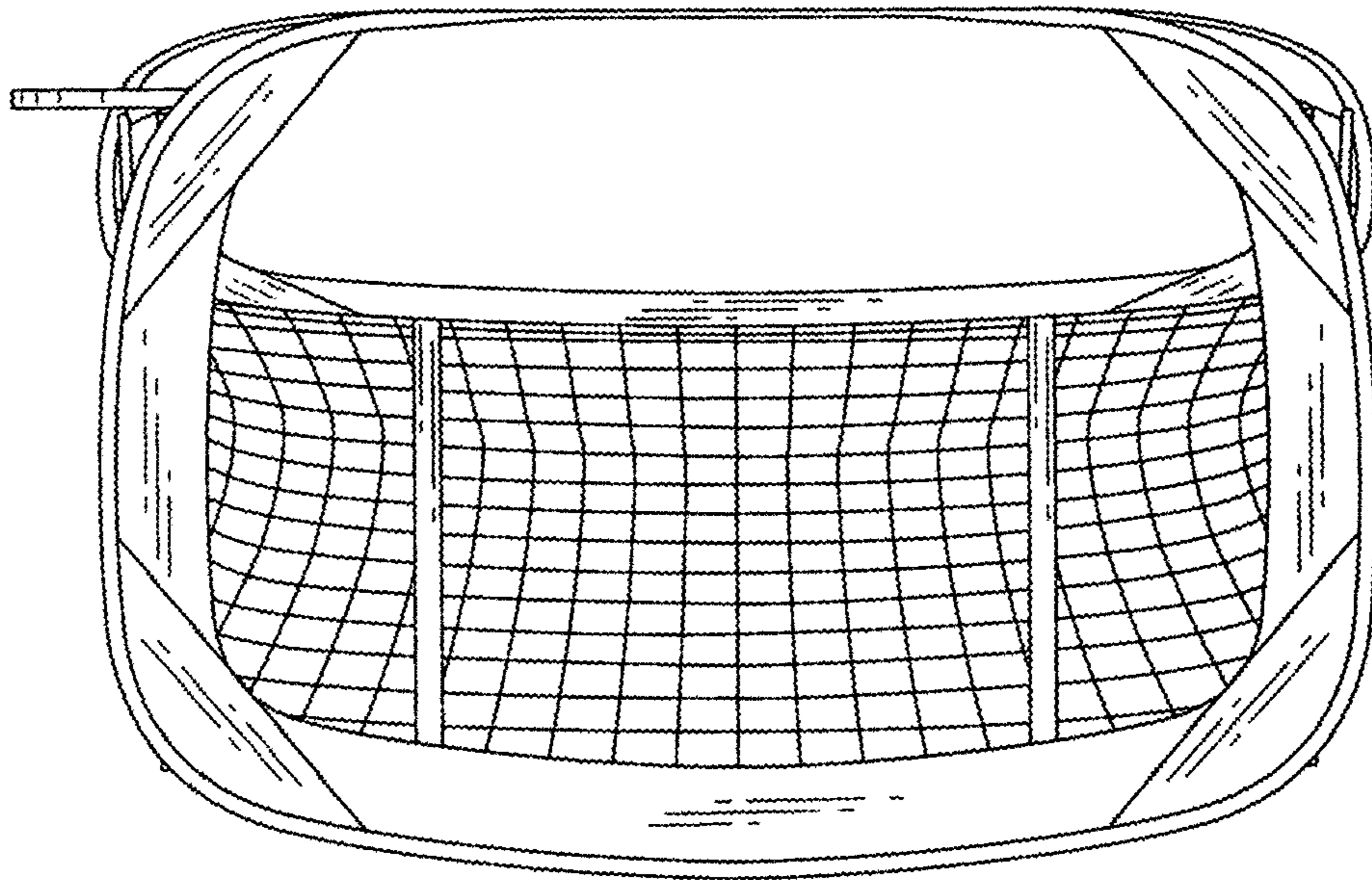


FIG. 7

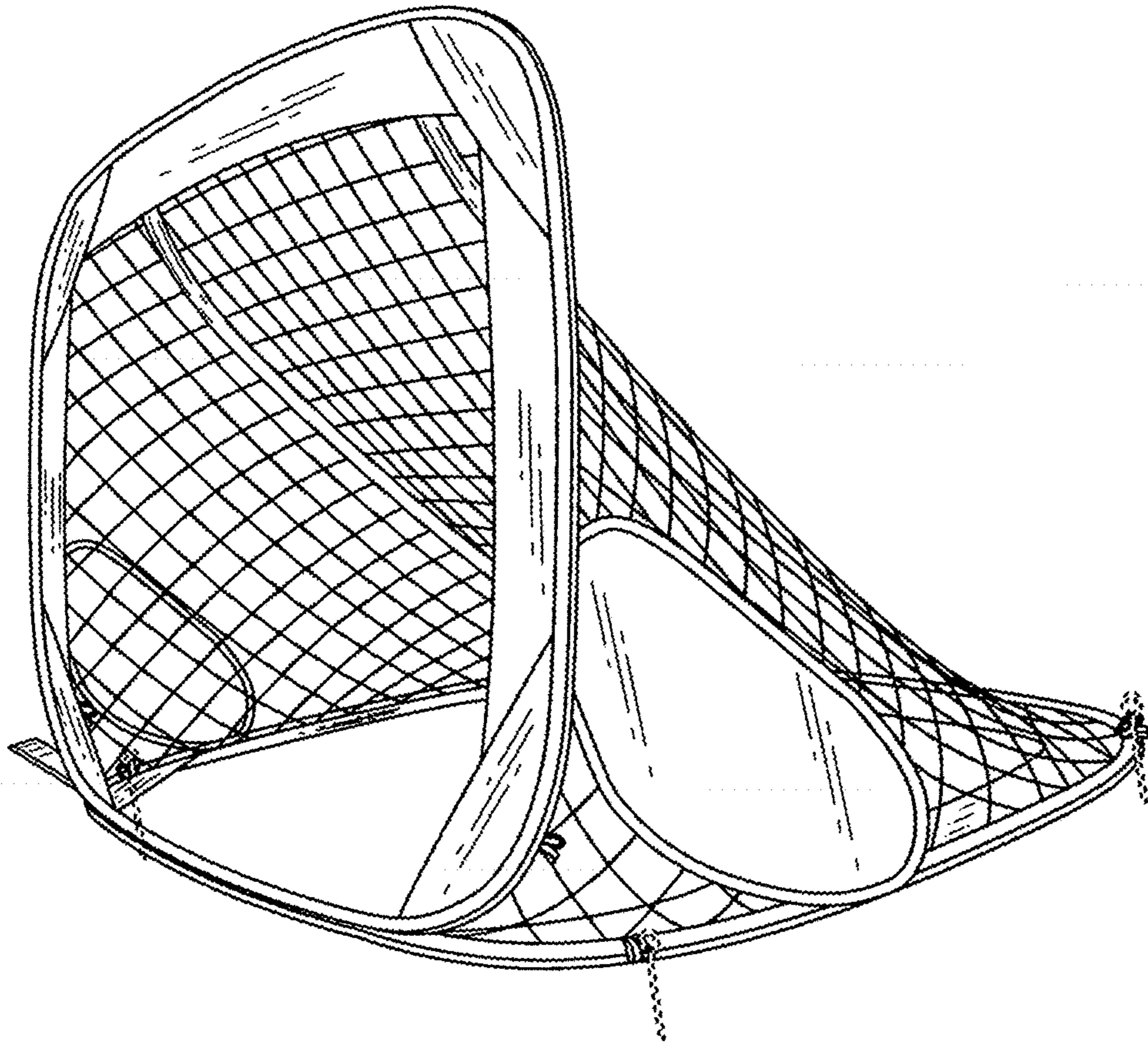


FIG. 8