



US00D935534S

(12) **United States Design Patent**  
**Chen**

(10) **Patent No.:** **US D935,534 S**

(45) **Date of Patent:** **\*\* Nov. 9, 2021**

- (54) **TOY**
- (71) Applicant: **Ruiyong Chen**, Shantou (CN)
- (72) Inventor: **Ruiyong Chen**, Shantou (CN)

D785,724 S *	5/2017	Morales .....	D21/615
D870,215 S *	12/2019	Ikoma .....	D21/615
D871,516 S *	12/2019	Katayama .....	D21/615
D881,288 S *	4/2020	Katayama .....	D21/578
D883,403 S *	5/2020	Chen .....	D21/615
D886,917 S *	6/2020	Ikoma .....	D21/615

(\*\*) Term: **15 Years**

**OTHER PUBLICATIONS**

- (21) Appl. No.: **29/775,178**
- (22) Filed: **Mar. 22, 2021**
- (51) **LOC (13) Cl.** ..... **21-02**
- (52) **U.S. Cl.**  
USPC ..... **D21/615**
- (58) **Field of Classification Search**  
USPC ..... D21/587, 591–593, 596, 615, 621–625,  
D21/630, 631, 639, 658–661  
See application file for complete search history.

“Remote Control Dinosaur Toys for Boys” Jul. 13, 2020, site visited Sep. 21, 2021: <https://www.amazon.co.uk/dp/B099KSNCR1/> (Year: 2020).\*

\* cited by examiner

*Primary Examiner* — Michael C Stout  
*Assistant Examiner* — Melvin L Davis  
(74) *Attorney, Agent, or Firm* — W&K IP

(56) **References Cited**

(57) **CLAIM**  
The ornamental design for a toy, as shown and described.


**U.S. PATENT DOCUMENTS**

**DESCRIPTION**

D294,611 S	3/1988	Shinohara	
D330,233 S	10/1992	Atchison et al.	
D340,484 S *	10/1993	Sachetti .....	D21/615
D349,530 S *	8/1994	Pedersen .....	D21/615
D423,612 S *	4/2000	Tatopoulos .....	D21/615
D478,362 S *	8/2003	Nakase .....	D21/578
D479,862 S *	9/2003	Takahashi .....	D21/578
D554,713 S *	11/2007	Wong .....	D21/578
D590,455 S *	4/2009	Sato .....	D21/584
D747,777 S *	1/2016	Greenly .....	D21/615
D762,271 S *	7/2016	Chow .....	D21/615

FIG. 1 is a perspective view of a toy showing my design;  
FIG. 2 is another perspective view thereof.  
FIG. 3 is a front elevation view thereof;  
FIG. 4 is a back elevation view thereof;  
FIG. 5 is a left side view thereof;  
FIG. 6 is a right side view thereof;  
FIG. 7 is a top plan view thereof; and,  
FIG. 8 is a bottom plan view thereof.

**1 Claim, 8 Drawing Sheets**



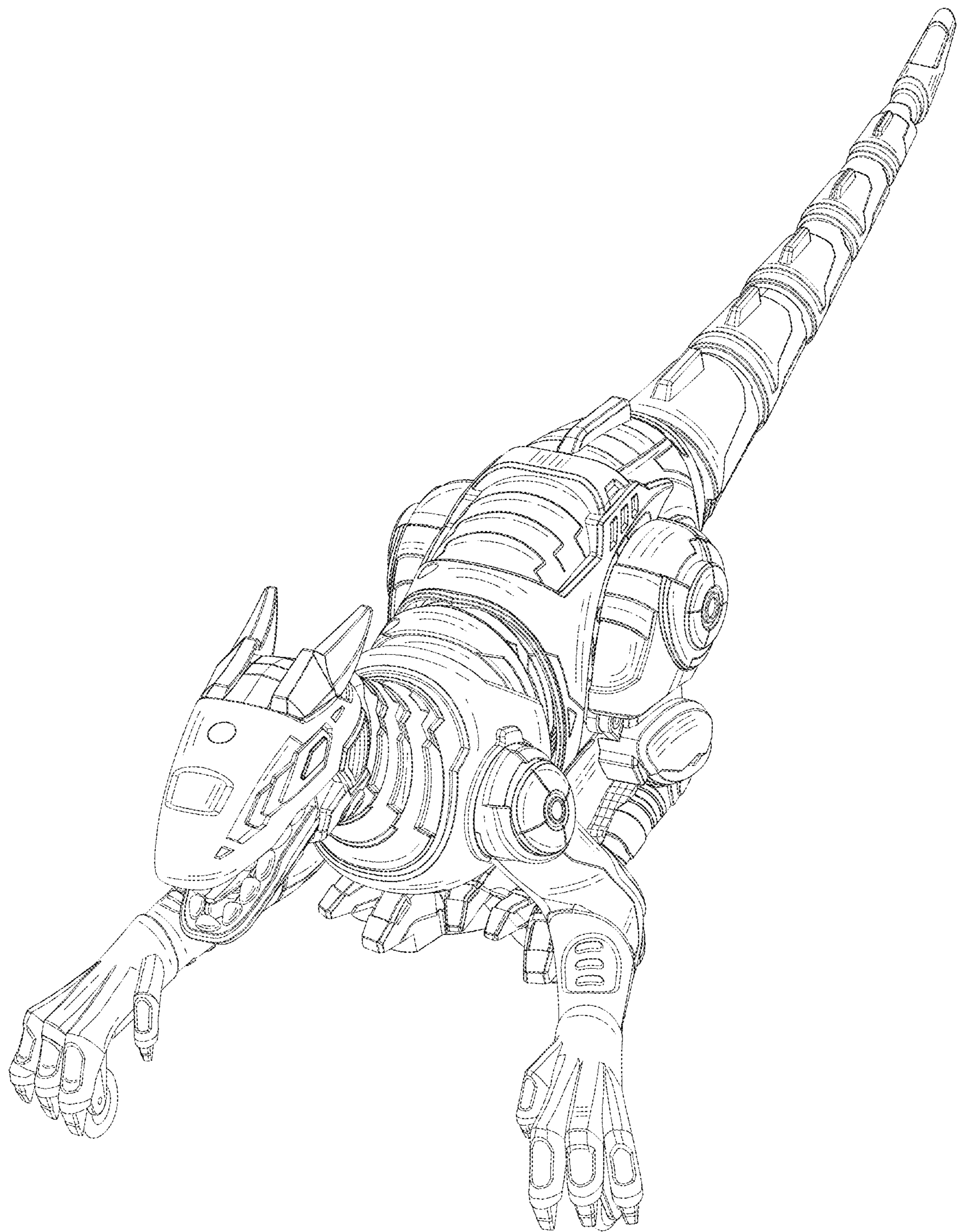


FIG. 1




FIG. 2




FIG. 3

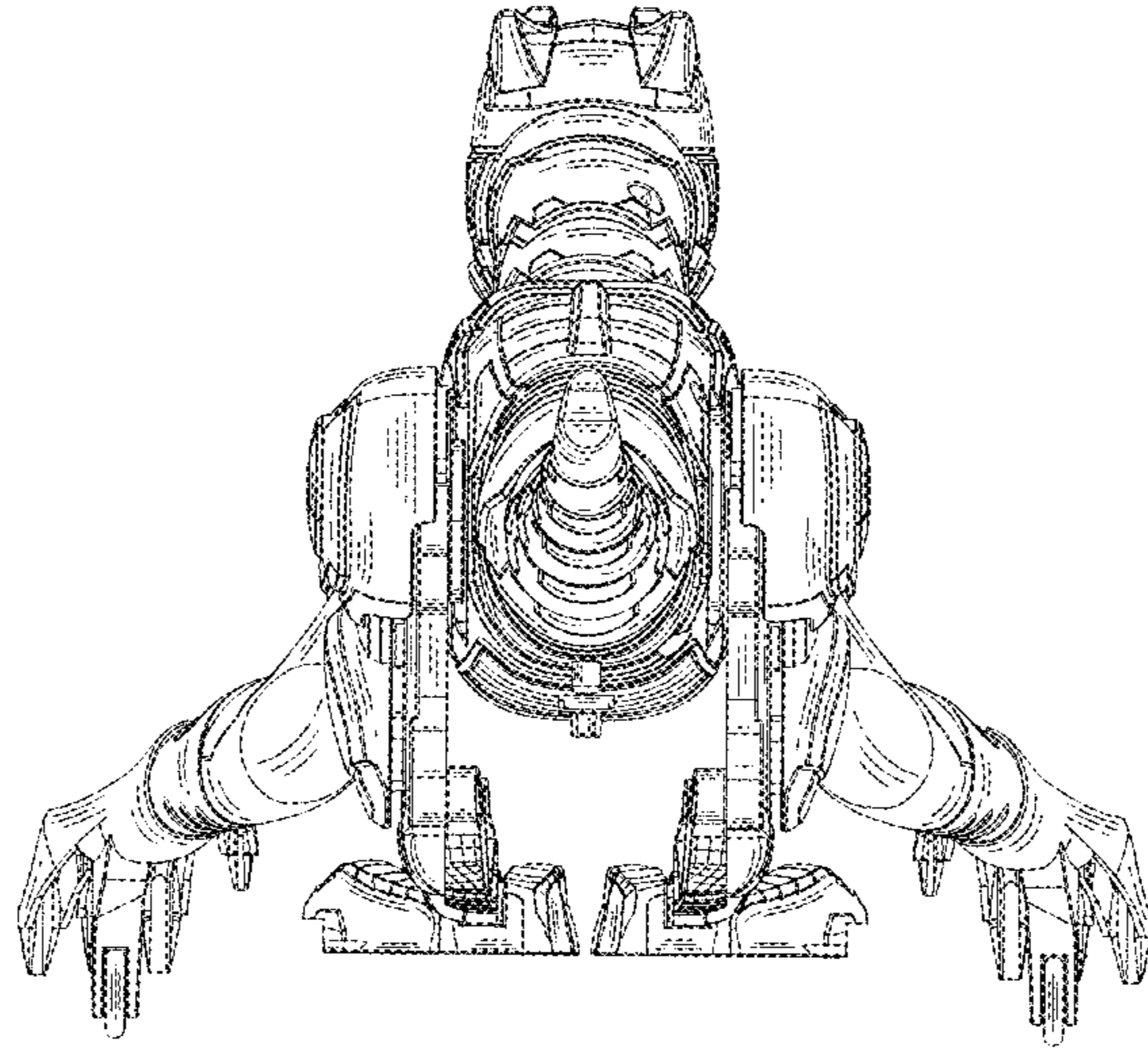


FIG. 4

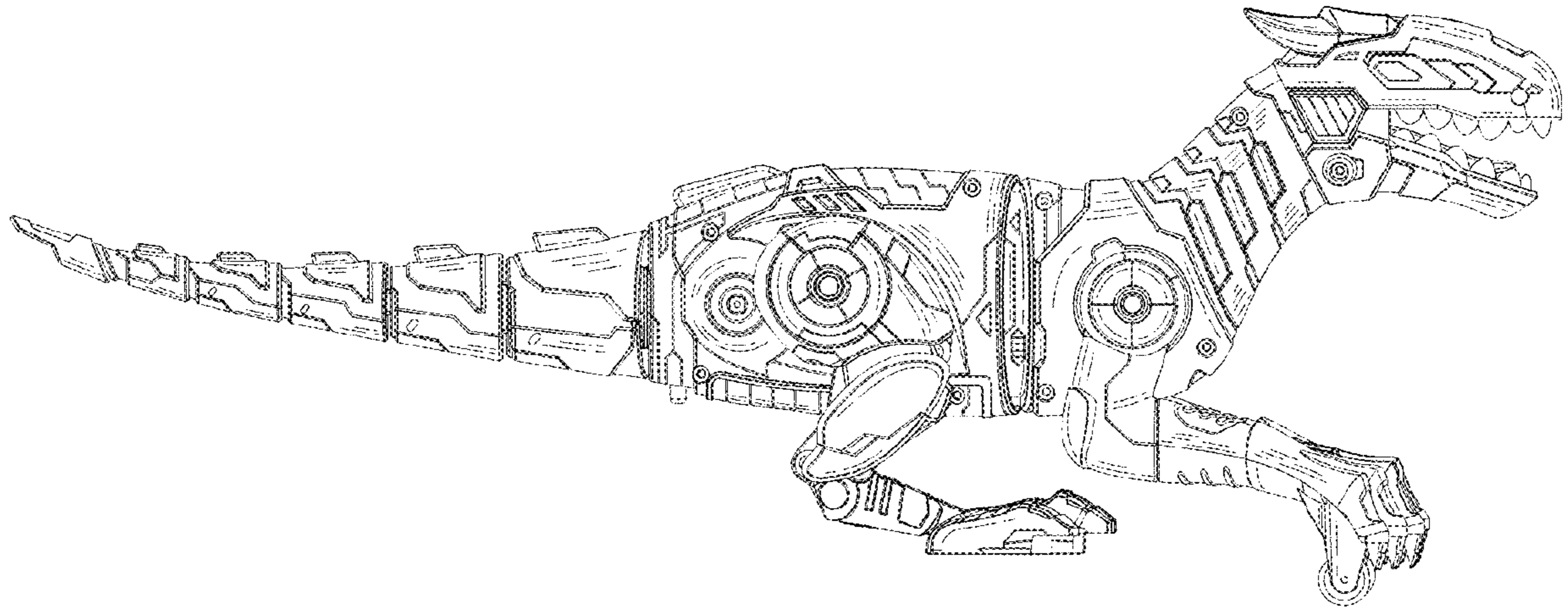


FIG. 5

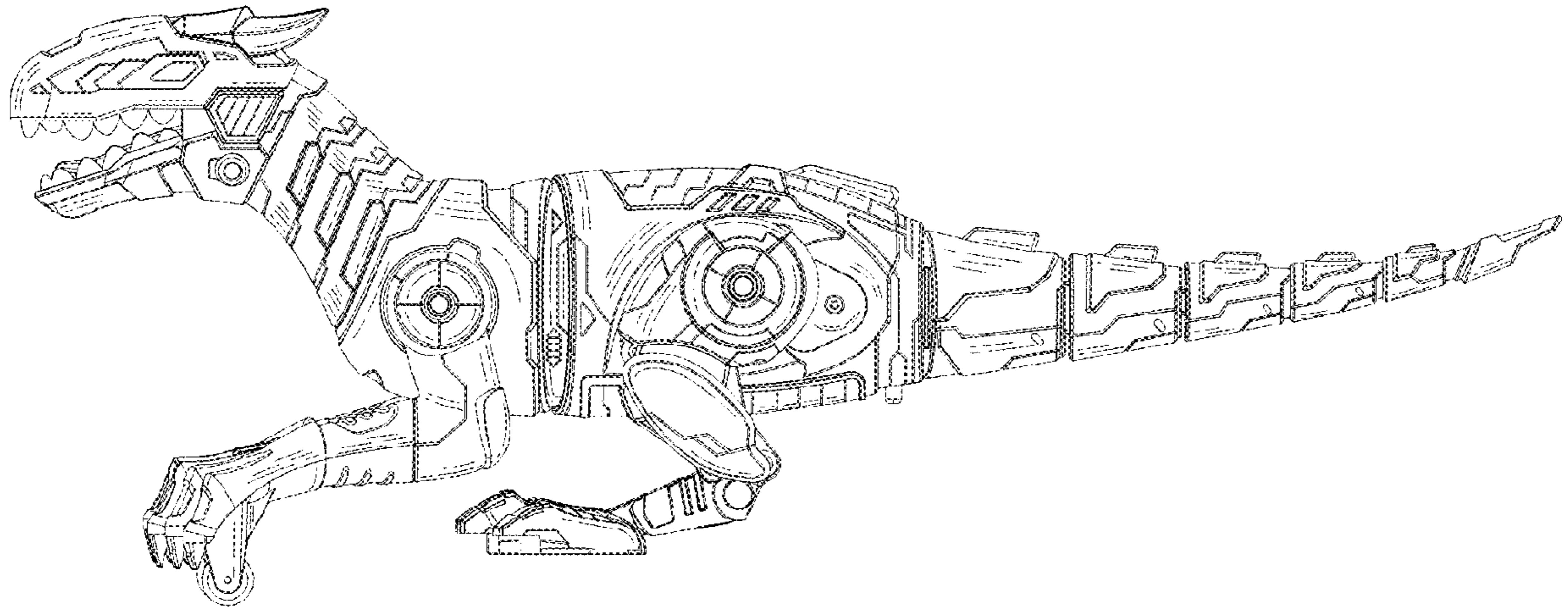


FIG. 6

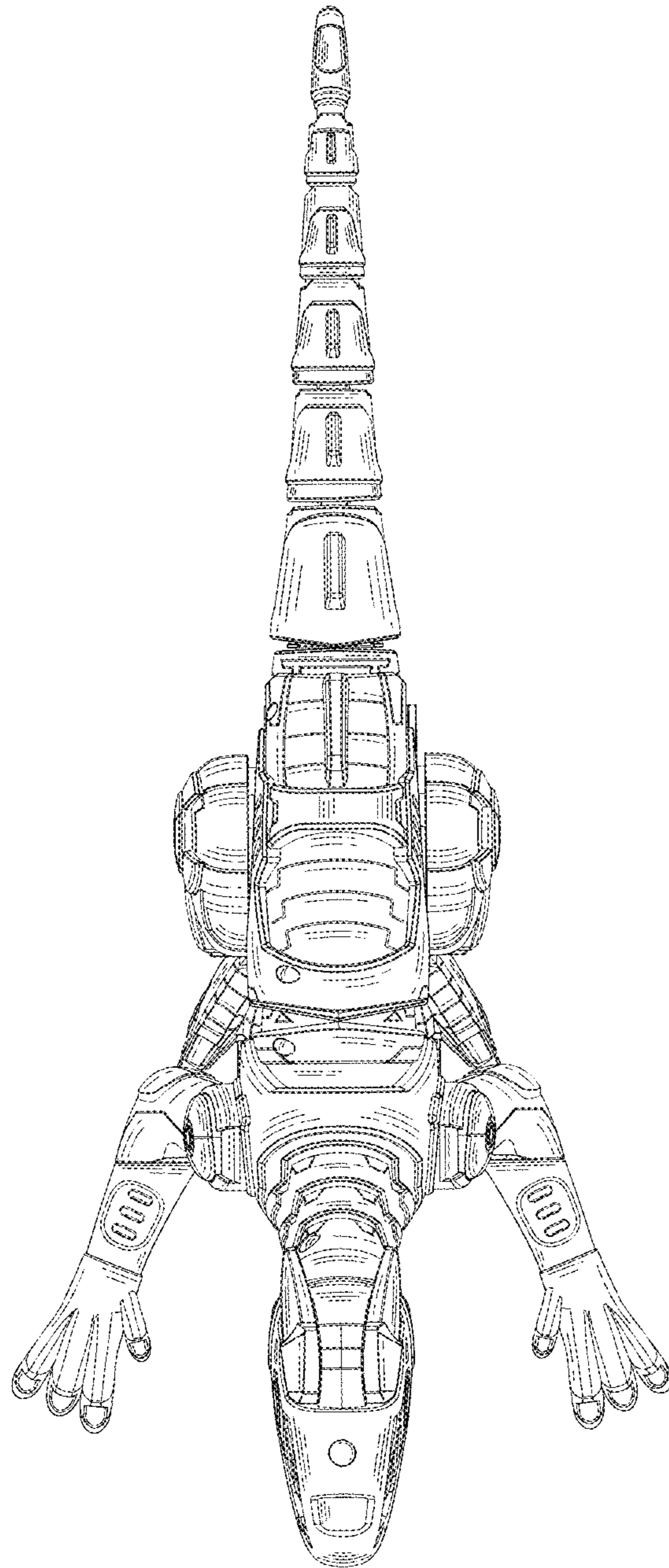


FIG. 7



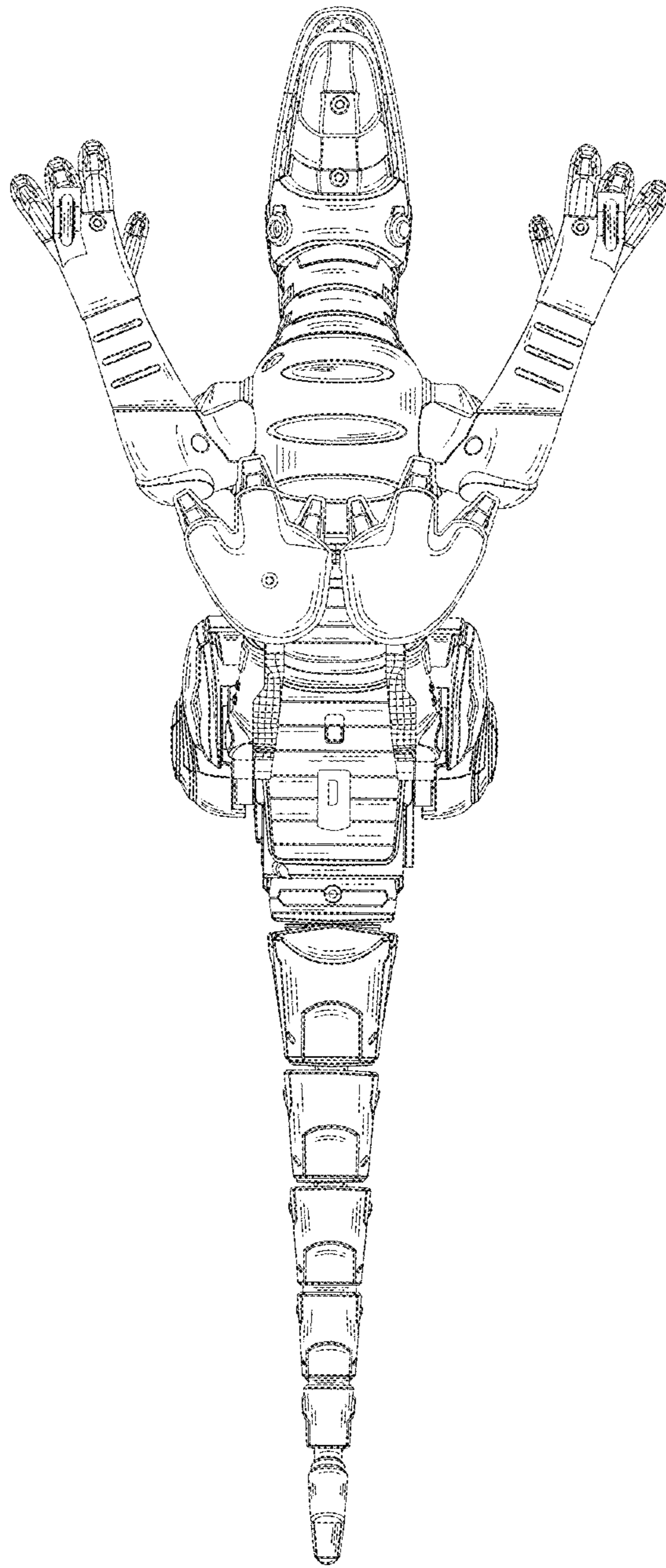


FIG. 8