



US00D935513S

(12) **United States Design Patent** (10) **Patent No.:** **US D935,513 S**  
**Shiono et al.** (45) **Date of Patent:** **\*\* Nov. 9, 2021**

(54) **PROJECTOR**  
(71) Applicant: **SONY CORPORATION**, Tokyo (JP)  
(72) Inventors: **Daisuke Shiono**, Tokyo (JP); **Hiroataka Tako**, Kanagawa (JP)  
(73) Assignee: **SONY CORPORATION**, Tokyo (JP)  
(\*\*) Term: **15 Years**

D562,013 S \* 2/2008 Washechek-Aletto ..... D6/300  
D562,014 S \* 2/2008 Washechek-Aletto ..... D6/300  
D565,630 S \* 4/2008 Morishita ..... D16/225  
D565,631 S \* 4/2008 Morishita ..... D16/235  
D585,875 S 2/2009 Matsuoka  
D605,683 S \* 12/2009 Inoue ..... D16/235  
D686,269 S 7/2013 Kumagai  
D767,663 S 9/2016 Tsujita  
D807,648 S \* 1/2018 Gilad ..... D6/300

(21) Appl. No.: **29/688,973**  
(22) Filed: **Apr. 25, 2019**

**FOREIGN PATENT DOCUMENTS**

JP 1583513 S 8/2017

(30) **Foreign Application Priority Data**

Jan. 28, 2019 (CN) ..... 201930048096.2  
Jan. 28, 2019 (JP) ..... 2019-001503  
Jan. 28, 2019 (JP) ..... 2019-001504  
Jan. 28, 2019 (JP) ..... 2019-001505  
Jan. 28, 2019 (JP) ..... 2019-001506

**OTHER PUBLICATIONS**

Office Action issued in Japanese Application No. D2019-001506, dated Aug. 2, 2019.

\* cited by examiner

*Primary Examiner* — Wan Laymon  
(74) *Attorney, Agent, or Firm* — Michael Best and Friedrich LLP

(51) **LOC (13) Cl.** ..... **16-02**  
(52) **U.S. Cl.**  
USPC ..... **D16/235**  
(58) **Field of Classification Search**  
USPC ..... D16/235, 221, 225, 230–234, 136, 134,  
D16/137; D26/120; D6/300, 303;  
D21/514; D14/204, 172, 214  
CPC ..... G03B 21/54; G03B 21/00  
See application file for complete search history.

(57) **CLAIM**

The ornamental design for a projector, as shown and described.

**DESCRIPTION**

FIG. 1 is a perspective view of a projector showing our new design;  
FIG. 2 is a front elevational view thereof; and,  
FIG. 3 is a partially enlarged perspective view thereof showing the claimed portion only.  
The broken lines illustrating the unclaimed portions of the projector form no part of the claimed design. Dot-dash broken lines defining the boundaries of the claimed design form no part of the claimed design.

(56) **References Cited**

**U.S. PATENT DOCUMENTS**

2,276,735 A \* 3/1942 Fred ..... G03B 23/14  
D16/235  
D449,634 S 10/2001 Gotham et al.  
D498,491 S \* 11/2004 Ohki ..... D16/235  
D540,309 S 4/2007 Yuyama

**1 Claim, 2 Drawing Sheets**

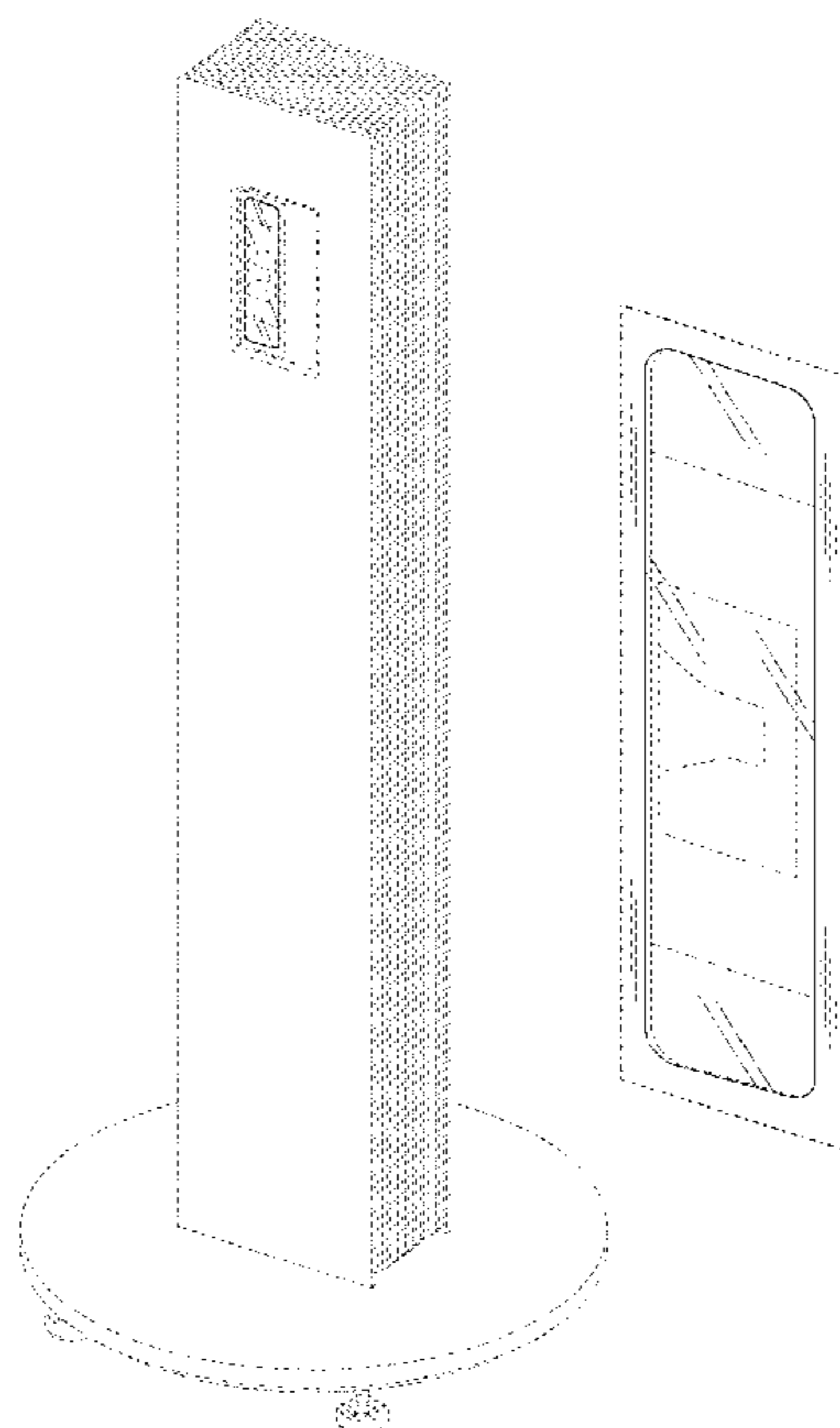


Fig.1

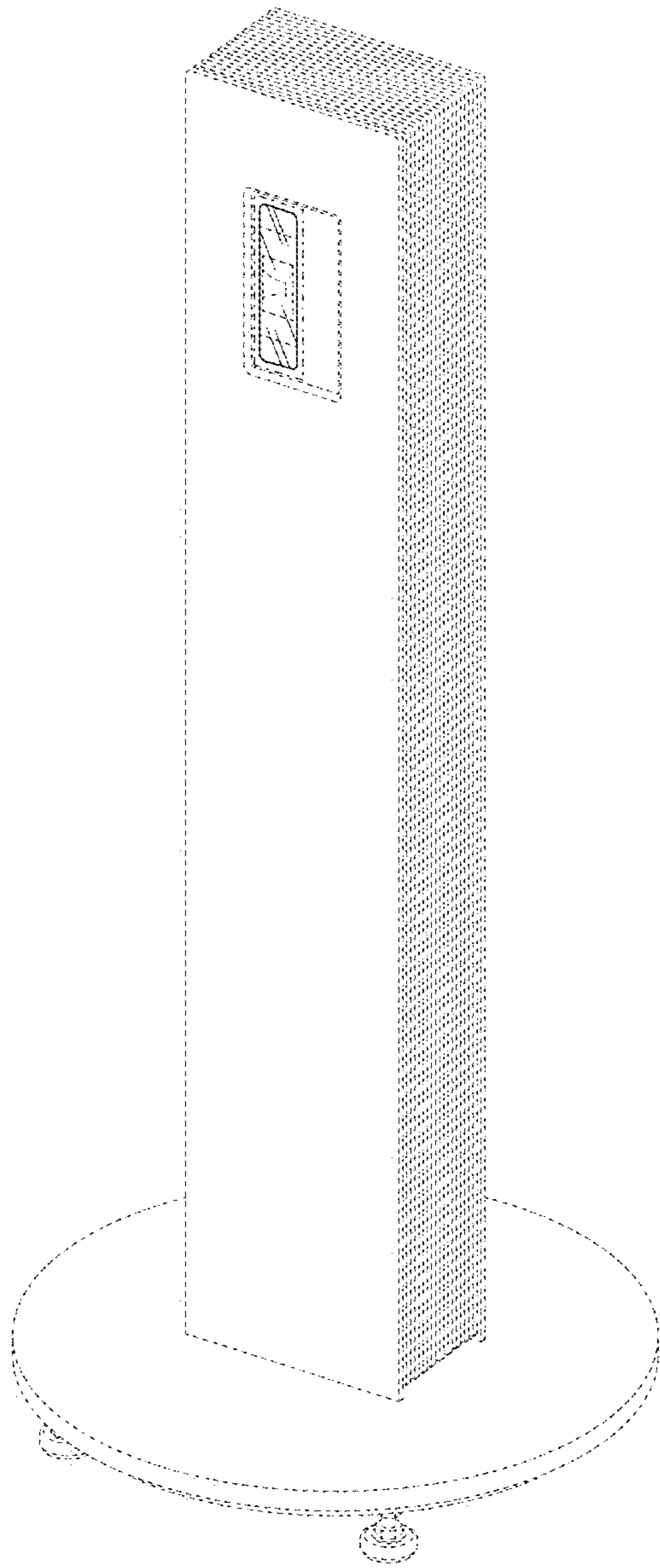


Fig.3

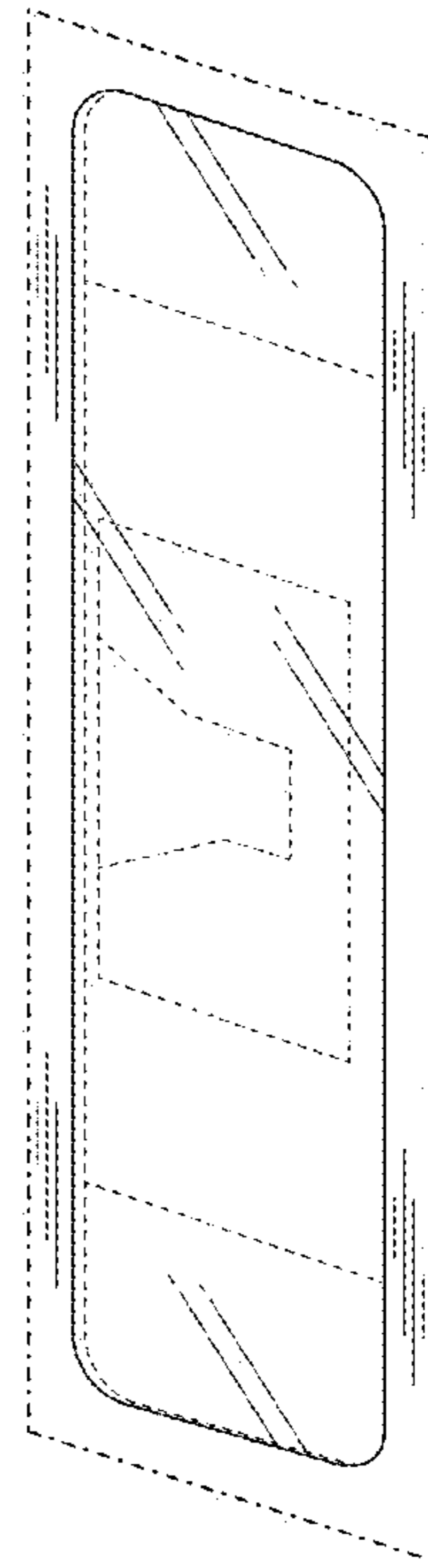


Fig.2

