



US00D935494S

(12) **United States Design Patent** (10) **Patent No.:** **US D935,494 S**  
**Chen** (45) **Date of Patent:** **\*\* Nov. 9, 2021**

(54) **HEAT PRESS MACHINE**  
(71) Applicant: **Yong Chen**, Guangdong (CN)  
(72) Inventor: **Yong Chen**, Guangdong (CN)  
(\*\*) Term: **15 Years**  
(21) Appl. No.: **29/773,553**  
(22) Filed: **Mar. 10, 2021**  
(51) **LOC (13) Cl.** ..... **15-09**  
(52) **U.S. Cl.**  
USPC ..... **D15/122; D15/146; D32/70**  
(58) **Field of Classification Search**  
USPC ..... D15/122, 123, 145, 146; D32/70  
CPC ..... B30B 1/04; B30B 15/04; B30B 15/18;  
B30B 15/048; B30B 15/064; B30B  
15/287; B30B 15/0094; B32B 37/06;  
B32B 37/0053; B32B 2309/02; B41F  
16/00; B41F 16/02; B41F 16/026; D06F  
75/26; D06F 75/34; D06F 75/36; D06F  
75/38

D746,011 S \* 12/2015 Orthey ..... D32/70  
9,289,960 B2 \* 3/2016 Robinson ..... D06Q 1/08  
9,528,220 B2 \* 12/2016 Dierker ..... D06F 75/30  
D789,011 S \* 6/2017 Koehler ..... D32/70  
D826,297 S \* 8/2018 Yan ..... D15/123  
D867,410 S \* 11/2019 Du ..... D15/123  
10,518,574 B2 \* 12/2019 Robinson ..... B44C 1/1712  
D873,313 S \* 1/2020 Galkin ..... D15/122  
D875,148 S \* 2/2020 Galkin ..... D15/146  
D875,149 S \* 2/2020 Galkin ..... D15/146  
D893,563 S \* 8/2020 Crisp ..... D15/122  
D893,566 S \* 8/2020 Chen ..... D15/122  
D894,245 S \* 8/2020 Li ..... D15/123  
10,876,250 B2 \* 12/2020 Stopp ..... D06C 15/10  
D910,724 S \* 2/2021 Chen ..... D15/122

\* cited by examiner

*Primary Examiner* — Patricia A Palasik  
(74) *Attorney, Agent, or Firm* — ScienBiziP, P.C.

(57) **CLAIM**

The ornamental design for a heat press machine, as shown and described.

See application file for complete search history.

(56) **References Cited**

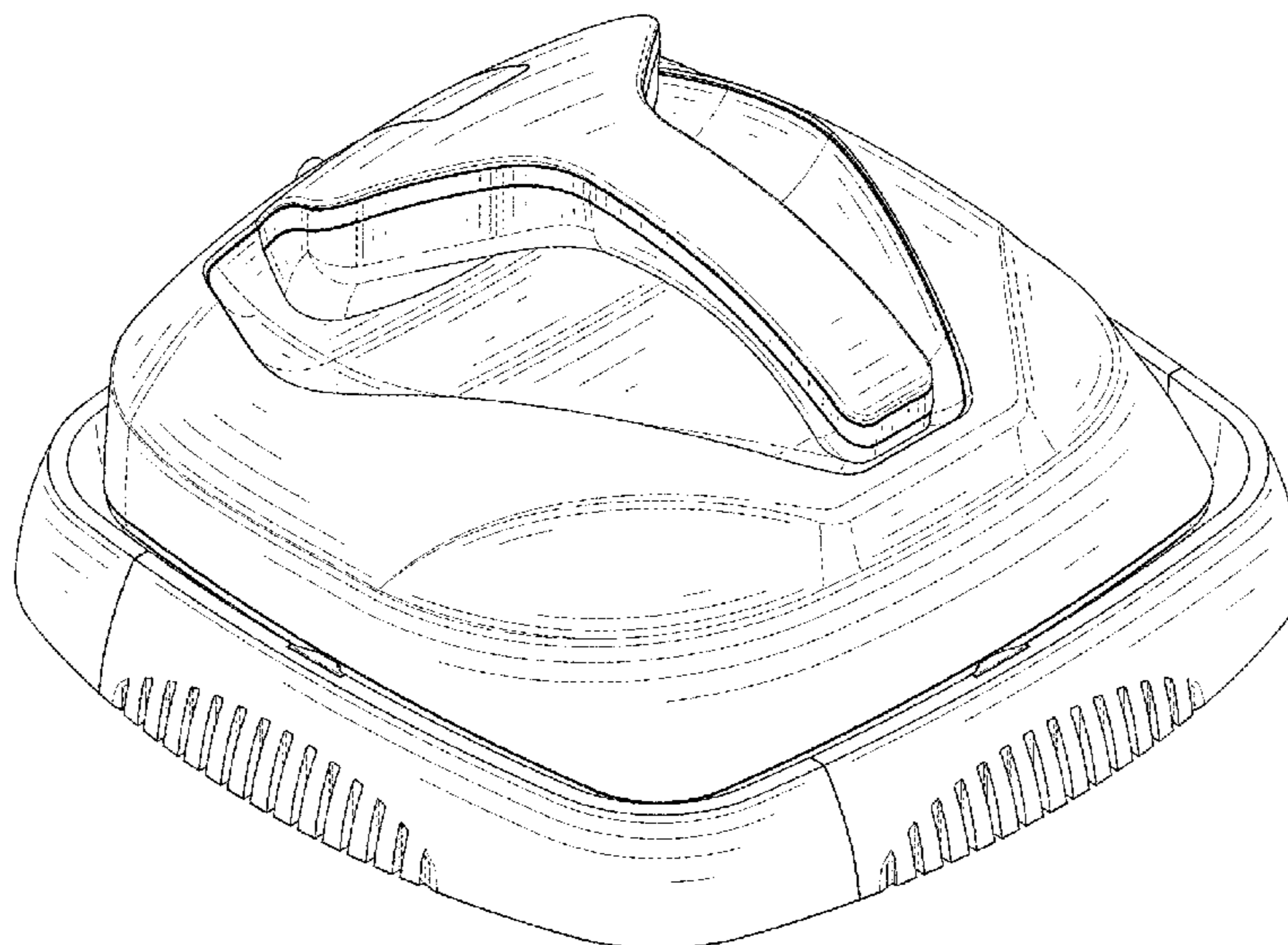
**U.S. PATENT DOCUMENTS**

877,124 A \* 1/1908 Robinson et al. .... B26D 7/018  
83/422  
1,384,959 A \* 7/1921 Jolliffe ..... B44F 9/02  
118/102  
1,466,714 A \* 9/1923 Harnden ..... B41F 1/22  
101/3.1  
D250,340 S \* 11/1978 Douglas ..... D15/146  
D293,952 S \* 1/1988 Hsu ..... D32/69  
D300,479 S \* 3/1989 Paulin ..... D32/69  
D340,730 S \* 10/1993 Myers ..... D15/146  
D561,792 S \* 2/2008 Johnson ..... D15/146  
8,418,739 B2 \* 4/2013 Robinson ..... B30B 15/047  
156/358  
8,627,867 B2 \* 1/2014 Lahood ..... B32B 37/10  
156/358  
D728,885 S \* 5/2015 Dierker ..... D32/70

**DESCRIPTION**

FIG. 1 is a front, right, and top perspective view of a heat press machine, showing my design.  
FIG. 2 is a rear, left, and bottom perspective view thereof.  
FIG. 3 is a front elevation view thereof.  
FIG. 4 is a rear elevation view thereof.  
FIG. 5 is a left side elevation view thereof.  
FIG. 6 is a right side elevation view thereof.  
FIG. 7 is a top plan view thereof.  
FIG. 8 is a bottom plan view thereof; and,  
FIG. 9 is a partial enlarged view of an area labeled 9 in FIG. 1 comprising a supporting point.  
The broken lines shown in the drawings are included for the purpose of illustrating portions of the heat press machine that form no part of the claimed design.

**1 Claim, 9 Drawing Sheets**



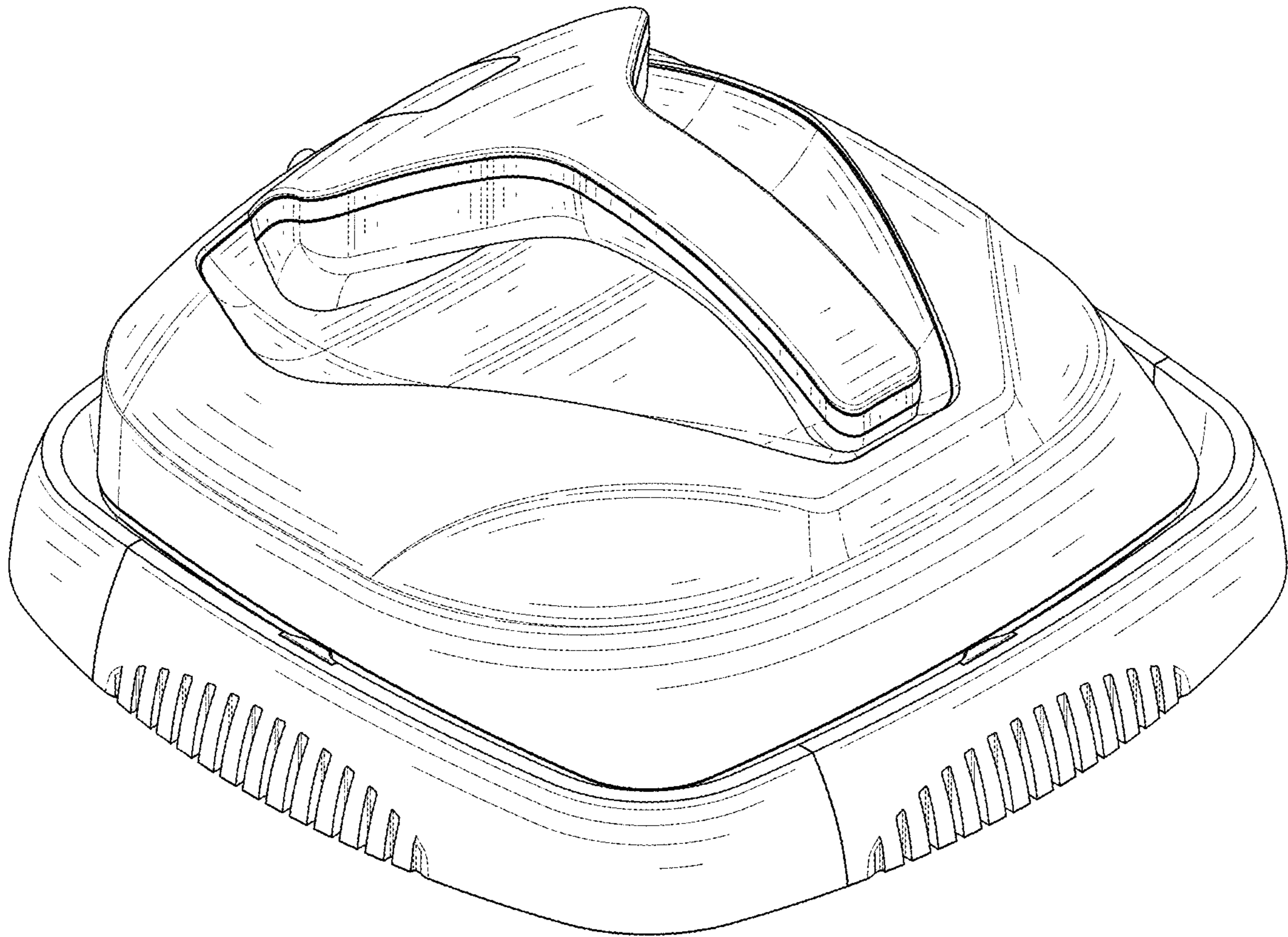


FIG. 1



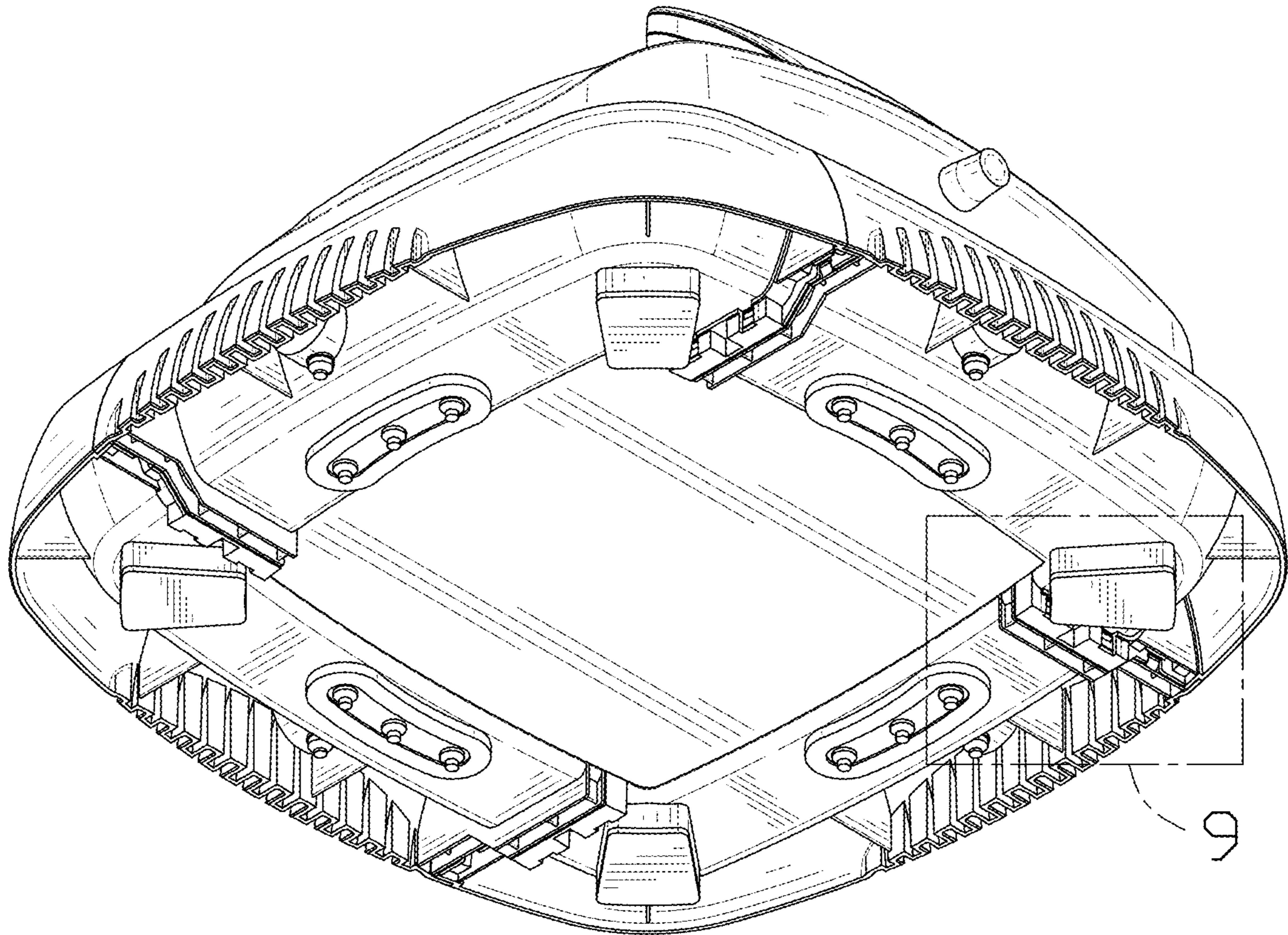


FIG. 2

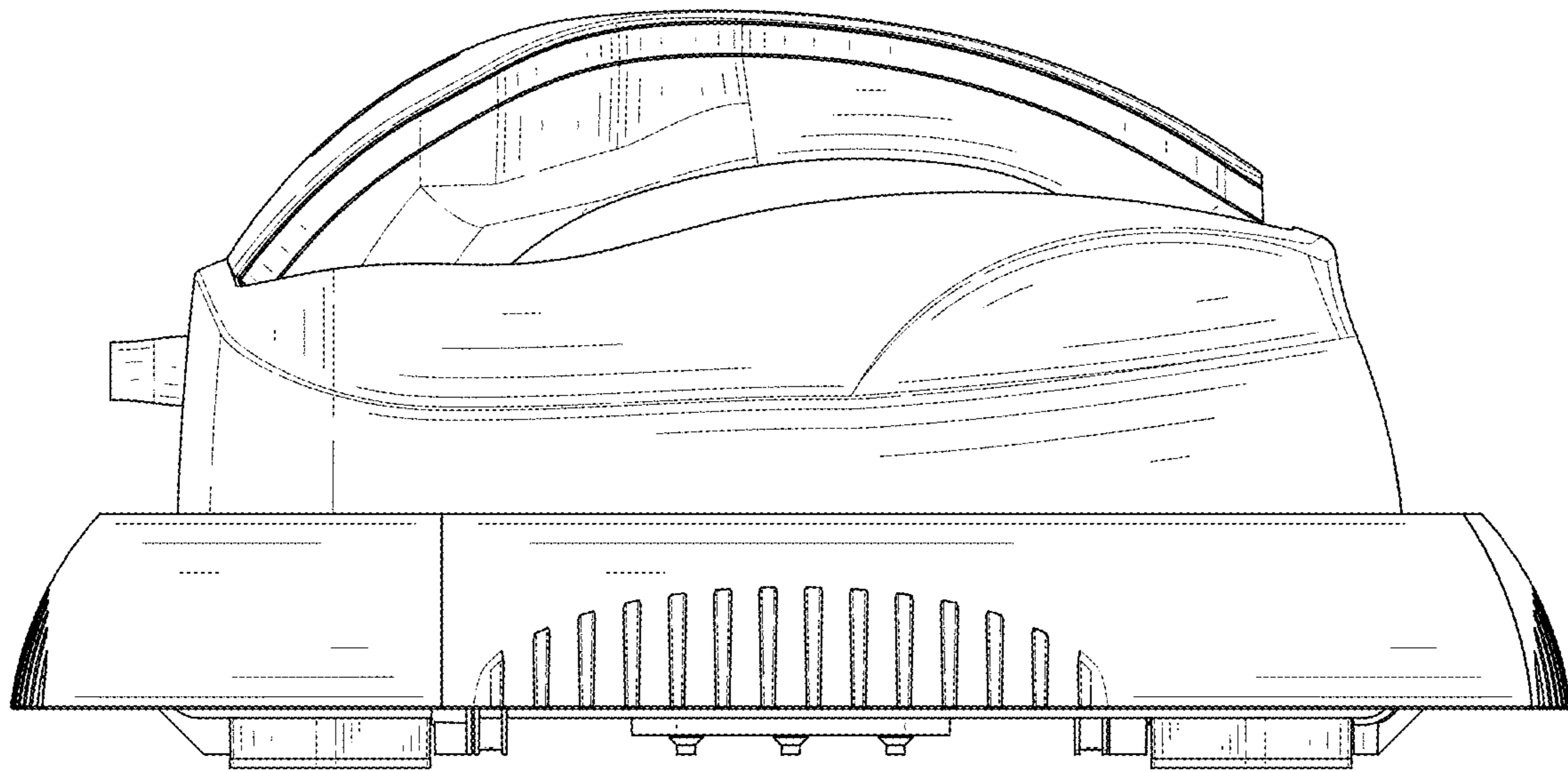


FIG. 3

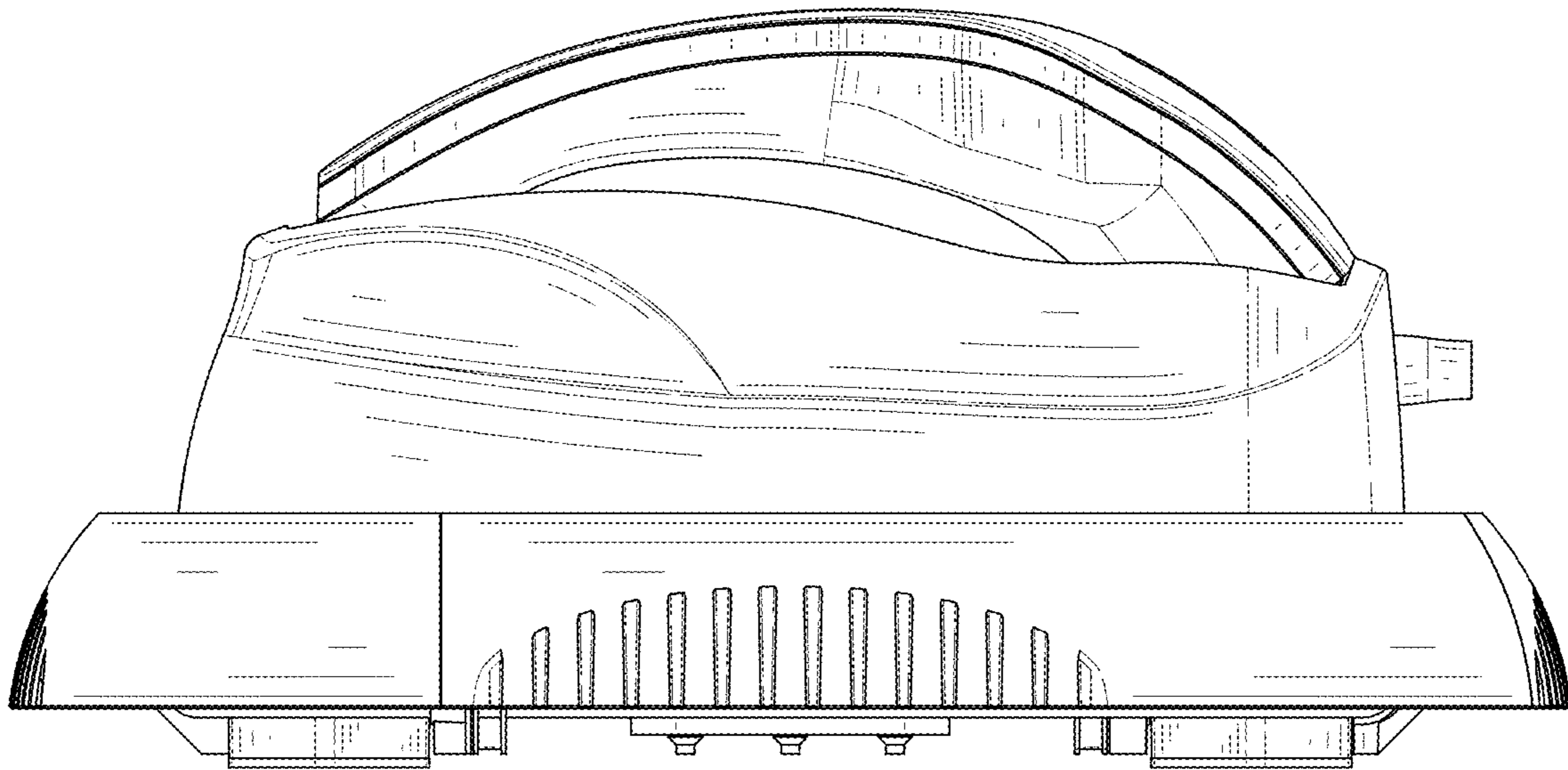


FIG. 4

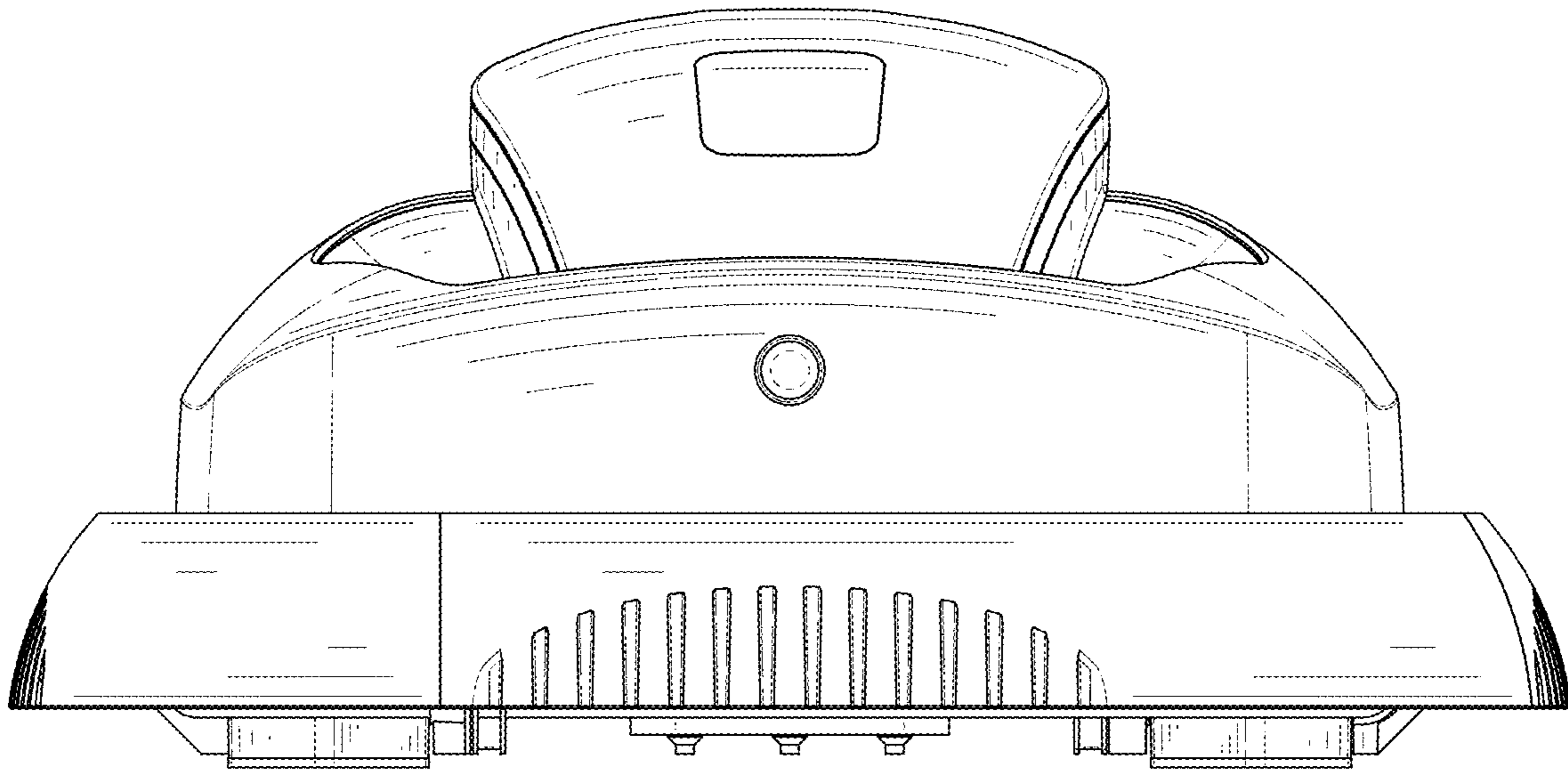


FIG. 5

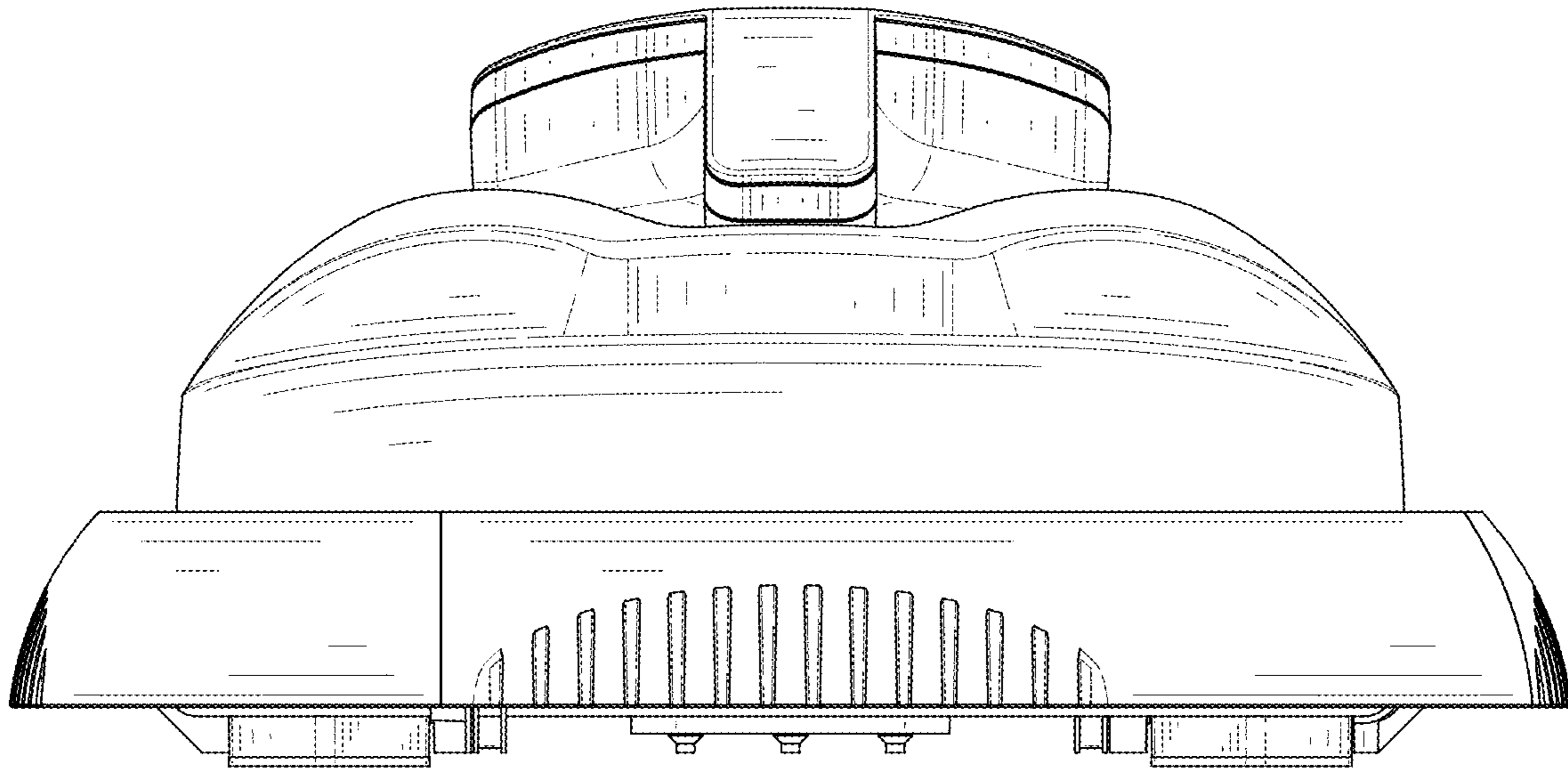


FIG. 6



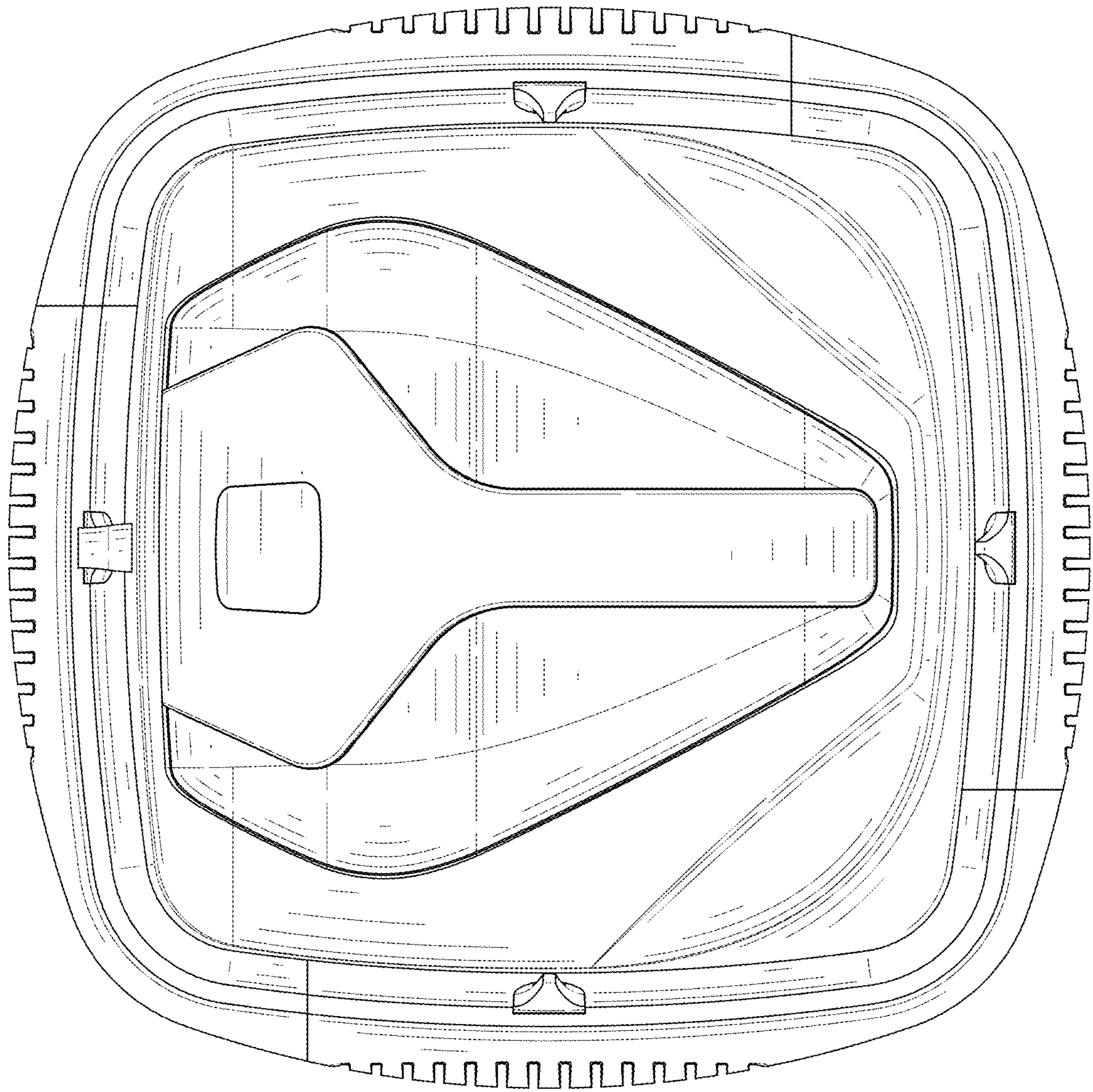


FIG. 7



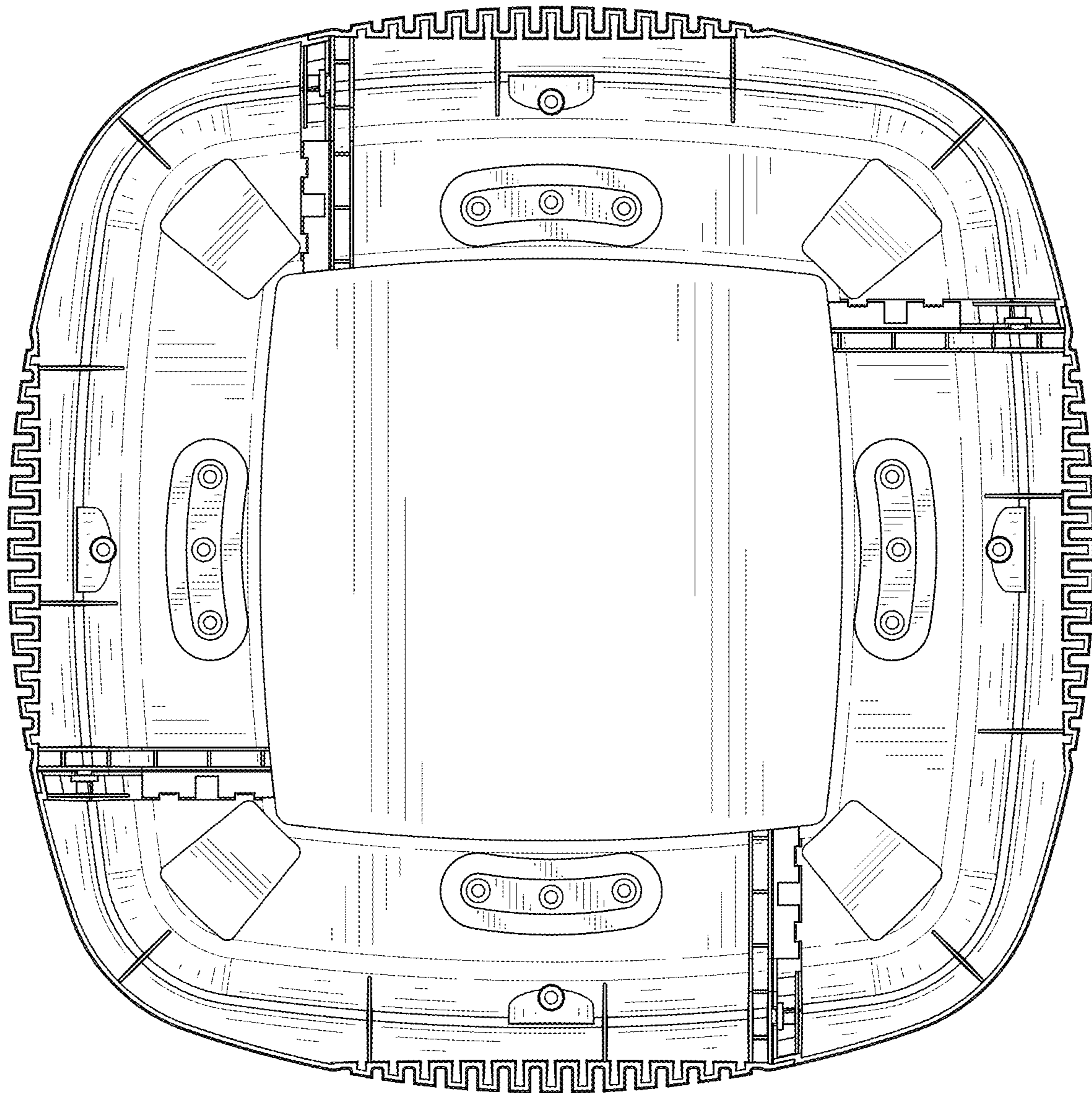


FIG. 8




FIG. 9