



US00D935490S

(12) **United States Design Patent** (10) **Patent No.:** **US D935,490 S**
Zhang (45) **Date of Patent:** **** Nov. 9, 2021**

(54) **HAND PUMP**

(71) Applicant: **Xun Zhang**, Yuan'an (CN)

(72) Inventor: **Xun Zhang**, Yuan'an (CN)

(**) Term: **15 Years**

(21) Appl. No.: **29/751,497**

(22) Filed: **Sep. 22, 2020**

(51) **LOC (13) Cl.** **15-02**

(52) **U.S. Cl.**
USPC **D15/7; D10/86**

(58) **Field of Classification Search**
USPC D12/114; D9/689, 529; D23/225, 231,
D23/232, 366, 356; D15/7-9; D24/186;
D10/85, 86
CPC F04B 39/102; F04B 33/005; F04B 53/14;
F04B 53/92; F04B 33/00; F04B 1/005;
F16L 37/18; F16L 37/20; F16K 11/048;
F16K 15/20; F16K 31/602; F04D 13/06;
F04D 29/22; F04D 29/046; F04D
29/2266
See application file for complete search history.

(56) **References Cited**

U.S. PATENT DOCUMENTS

6,065,947	A *	5/2000	Wu	F04B 25/02 417/526
D512,334	S *	12/2005	Tang	D10/85
D528,449	S *	9/2006	Petrucelli	D10/86
D553,033	S *	10/2007	Stowers	D10/86
D573,052	S *	7/2008	Chen	D10/86
D584,320	S *	1/2009	Huang	D15/7
D599,689	S *	9/2009	Chen	D10/86
D669,094	S *	10/2012	Chang	D15/7
D682,394	S	5/2013	Sprouse		
D759,201	S	6/2016	Wu		
D834,682	S	11/2018	Liao et al.		
D858,330	S *	9/2019	Huang	D10/86

D864,351	S	10/2019	Yang		
D866,604	S	11/2019	Wait et al.		
D910,720	S *	2/2021	Breuvart	D15/7
2002/0005066	A1 *	1/2002	Tanner	G01L 19/10 73/146
2004/0191098	A1 *	9/2004	Wu	F04B 33/005 417/469
2008/0247884	A1 *	10/2008	Huang	F04B 33/005 417/234
2016/0258735	A1 *	9/2016	Chou	G01B 5/18

OTHER PUBLICATIONS

CZC Auto, CZC Auto Heavy Duty Tire Pressure Gauge, ANSI B40.1 Accurate Mechanical Air Gage, (Date First Available Apr. 15, 2019), Amazon.com, URL:<<https://www.amazon.com/CZC-AUTO-Pressure-Mechanical-Motorcycle/dp/B07QRZFTXC>> (Year: 2019).*

(Continued)

Primary Examiner — Sheryl Lane
Assistant Examiner — Mark T. Philipps
(74) *Attorney, Agent, or Firm* — Rumit Ranjit Kanakia

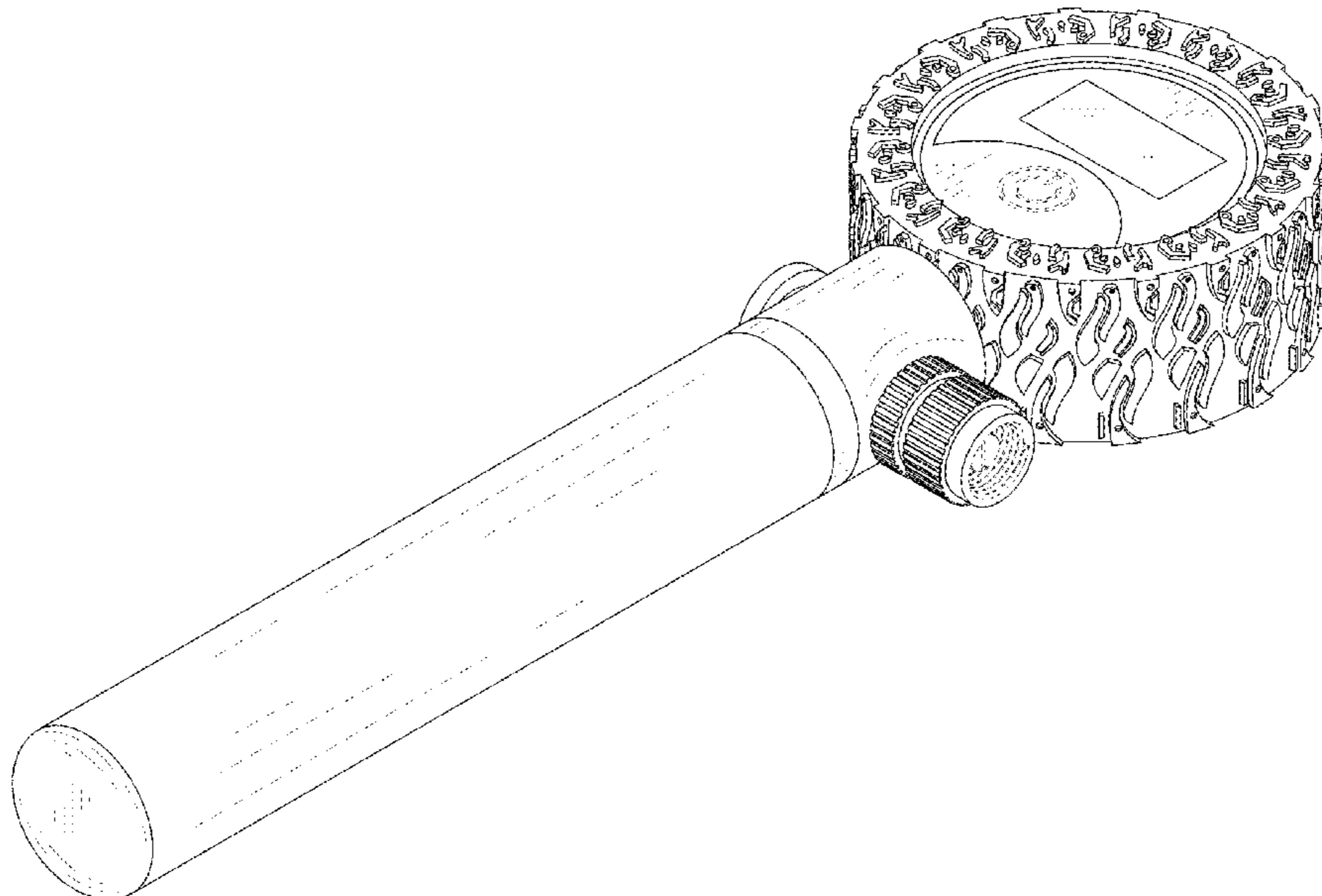
(57) **CLAIM**

The ornamental design for a hand pump, as shown and described.

DESCRIPTION

FIG. 1 is perspective view thereof of a hand pump showing my new design;
FIG. 2 a front elevational view;
FIG. 3 a rear elevational view thereof;
FIG. 4 a left side view thereof;
FIG. 5 is a right side view thereof;
FIG. 6 is a top plan view thereof; and,
FIG. 7 is a bottom plan view thereof.
The broken lines illustrate portions of the environment structure which forms no part of the claimed design.

1 Claim, 7 Drawing Sheets



(56)

References Cited

OTHER PUBLICATIONS

AZUNO, Digital Tire Pressure Gauge—150 PSI—for Car and Bike,
(Date first available Sep. 27, 2020), Amazon.com, URL:<[https://
www.amazon.com/dp/B08DXK2PJ9](https://www.amazon.com/dp/B08DXK2PJ9)> (Year: 2020).*

Cyclospirit, Digital Universal Bicycle Tire Inflator Gauge with
Auto-Select Valve Type Presta and Schrader Air Compressor Tool,
(First date available Jan. 21, 2019), Amazon.com, URL:<[https://
www.amazon.com/dp/B07JXSSJYR/](https://www.amazon.com/dp/B07JXSSJYR/)> (Year: 2019).*

* cited by examiner

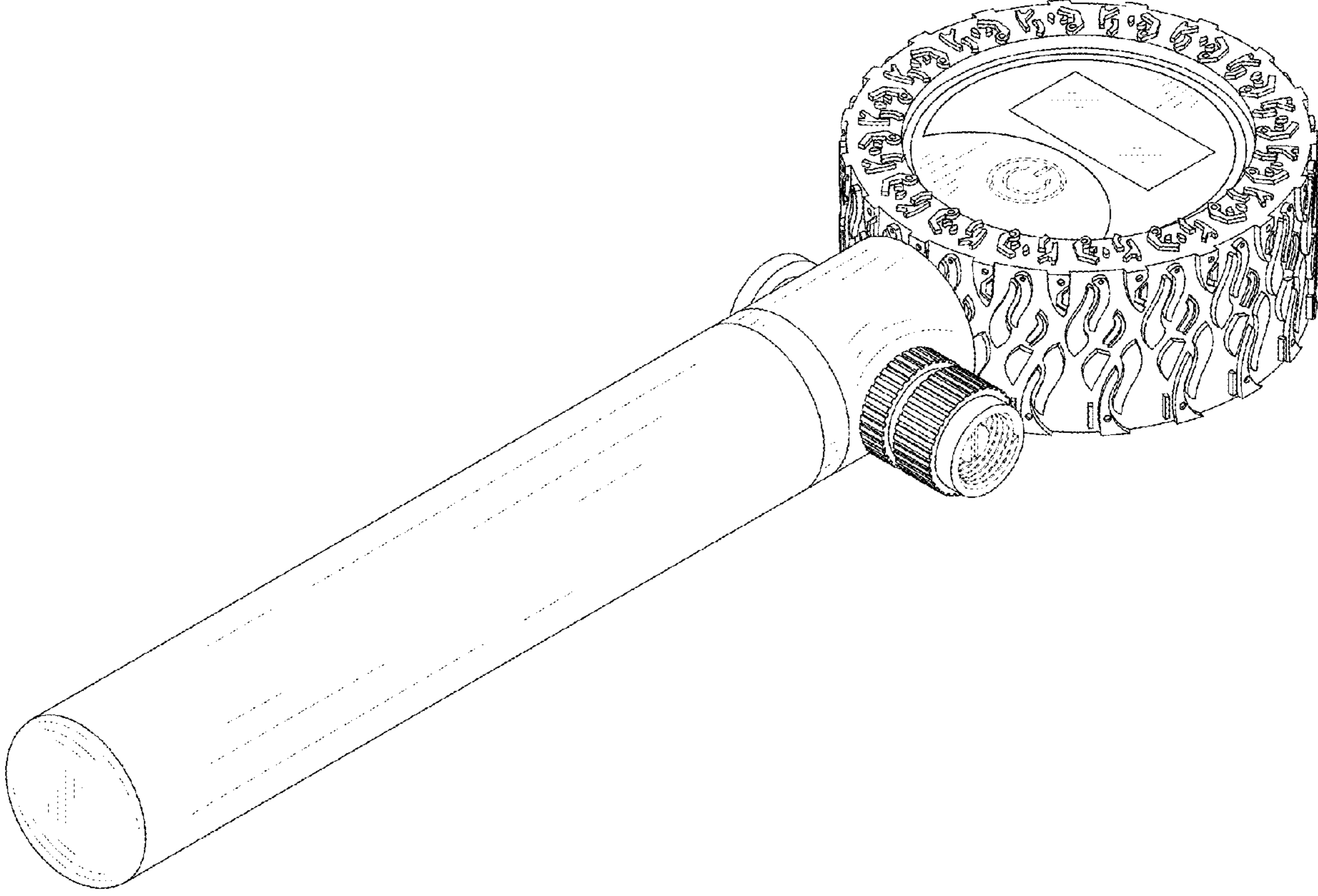


FIG.1

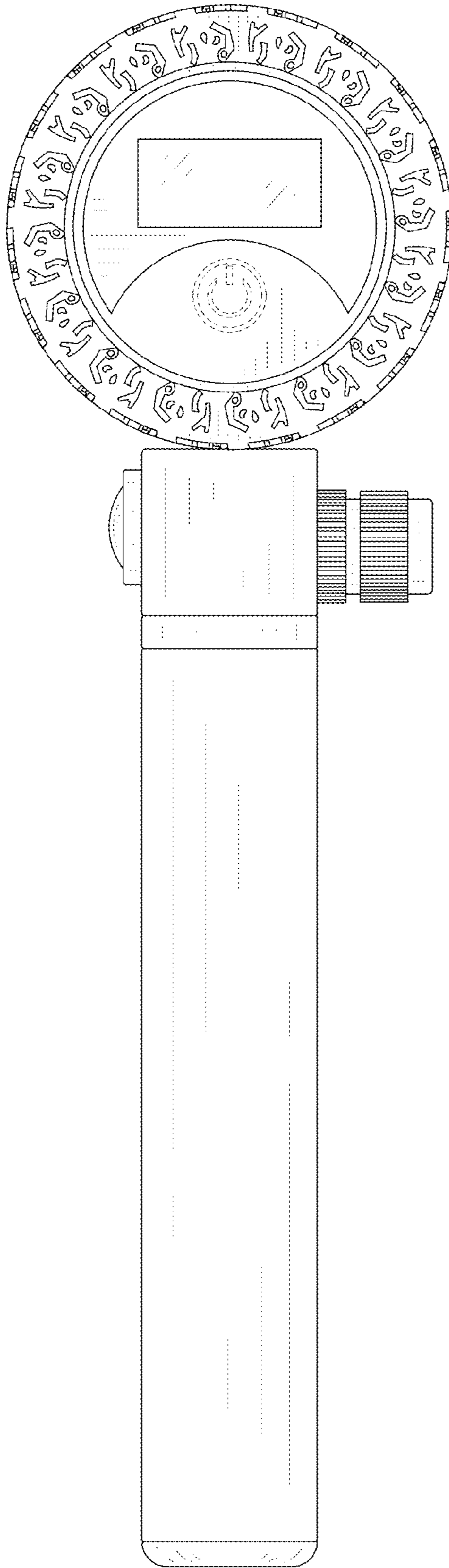


FIG. 2

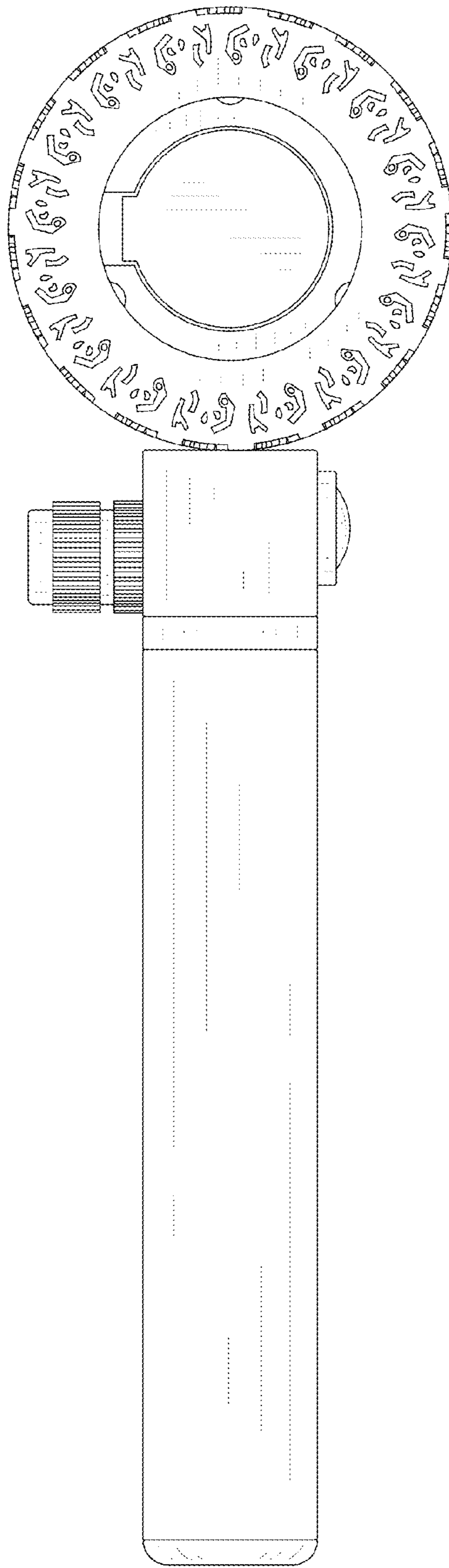


FIG. 3




FIG. 4




FIG. 5

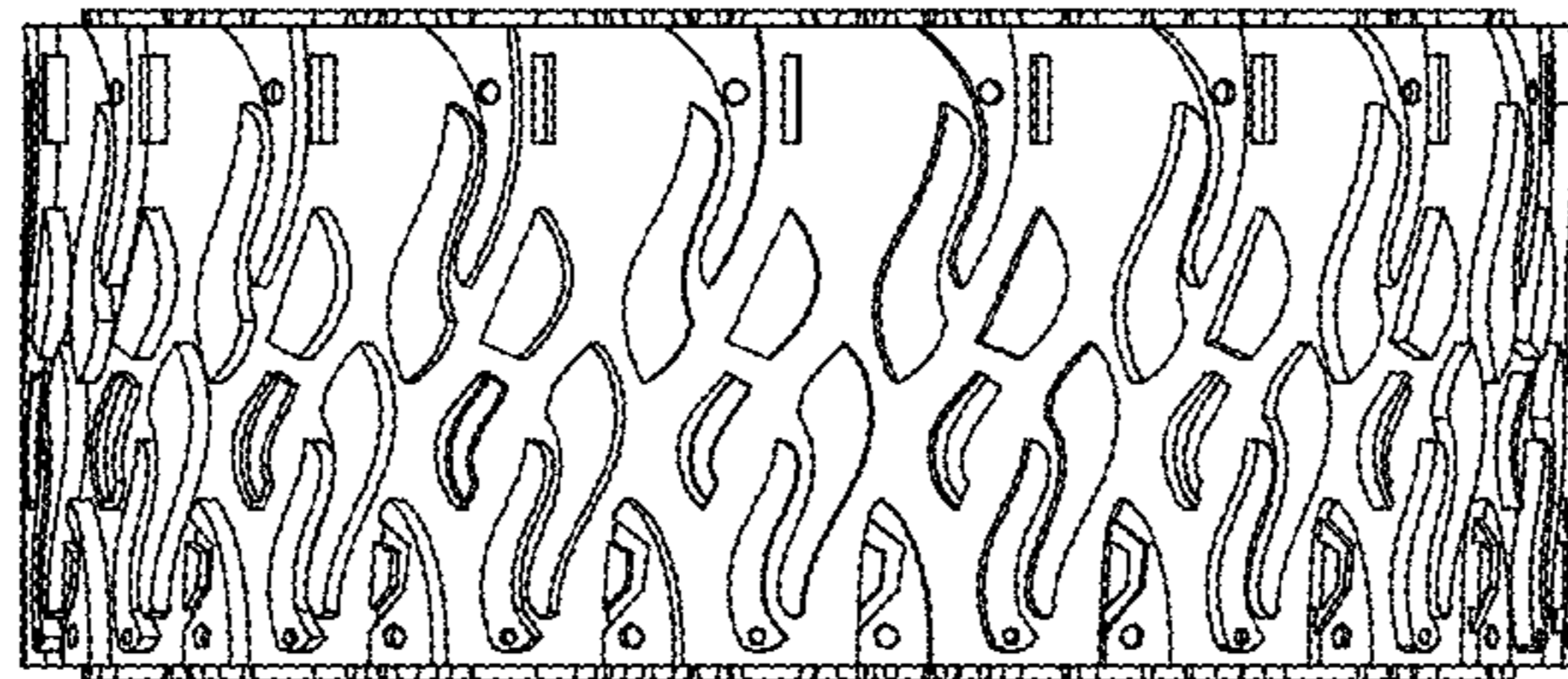


FIG. 6

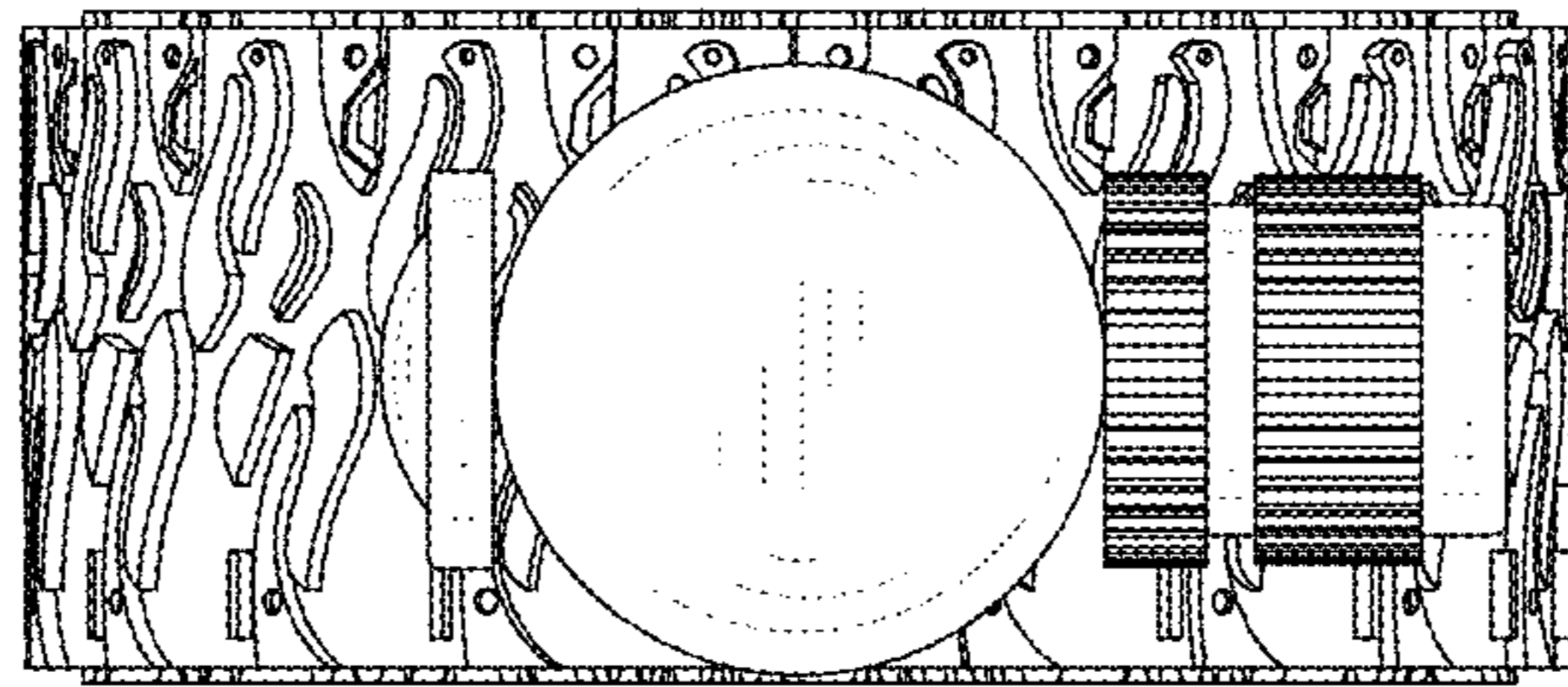


FIG. 7