



US00D935471S

(12) **United States Design Patent**  
**Huang**

(10) **Patent No.:** **US D935,471 S**

(45) **Date of Patent:** **\*\* Nov. 9, 2021**

(54) **TWO-TIER MONITOR STAND RISER**

(71) Applicant: **Yingdong Huang**, Nanchong (CN)

(72) Inventor: **Yingdong Huang**, Nanchong (CN)

(\*\*) Term: **15 Years**

(21) Appl. No.: **29/733,734**

(22) Filed: **May 6, 2020**

(51) **LOC (13) Cl.** ..... **14-02**

(52) **U.S. Cl.**  
USPC ..... **D14/451**

(58) **Field of Classification Search**  
USPC ..... D14/224, 239, 251, 253, 316, 375, 376,  
D14/432, 439, 447, 451, 452, 457;  
D6/396, 444, 449, 510, 511, 513, 655,  
D6/675, 675.1, 691.9; D34/38; D8/349,  
D8/355, 363, 373, 380; 108/51.3;  
248/121, 124.1, 127, 201, 205.1, 313,  
248/415, 917-24; 312/223.3; 211/134,  
211/151; D19/87

CPC ..... G06F 3/0412; G06F 3/016; G06F 3/0488;  
G06F 3/011; G06F 3/038; G06F 3/03543;  
G06F 3/0338; G06F 3/0202; G06F  
3/0219; G06F 3/0213; G06F 1/1616;  
G06F 3/023; G06F 3/04883; G02F  
1/13338; G09G 3/3648

See application file for complete search history.

(56) **References Cited**

**U.S. PATENT DOCUMENTS**

2,906,412 A \* 9/1959 Tanner ..... A47G 23/06  
211/74  
D266,772 S \* 11/1982 Sayers ..... D19/85

D362,358 S \* 9/1995 Hatcher ..... D14/447  
D564,529 S \* 3/2008 Hughes ..... D14/451  
D637,600 S \* 5/2011 Leyva-Menendez ..... D14/447  
D785,983 S \* 5/2017 Denby ..... D6/689  
D857,698 S \* 8/2019 Hu ..... D14/447  
D857,705 S \* 8/2019 Hu ..... D14/451  
D864,211 S \* 10/2019 Tuang ..... D14/451  
D908,133 S \* 1/2021 Huang ..... D14/447  
D914,028 S \* 3/2021 Lyu ..... D14/451  
D914,029 S \* 3/2021 Lyu ..... D14/451  
D914,692 S \* 3/2021 Lyu ..... D14/451

\* cited by examiner

*Primary Examiner* — Katie Jane Stofko

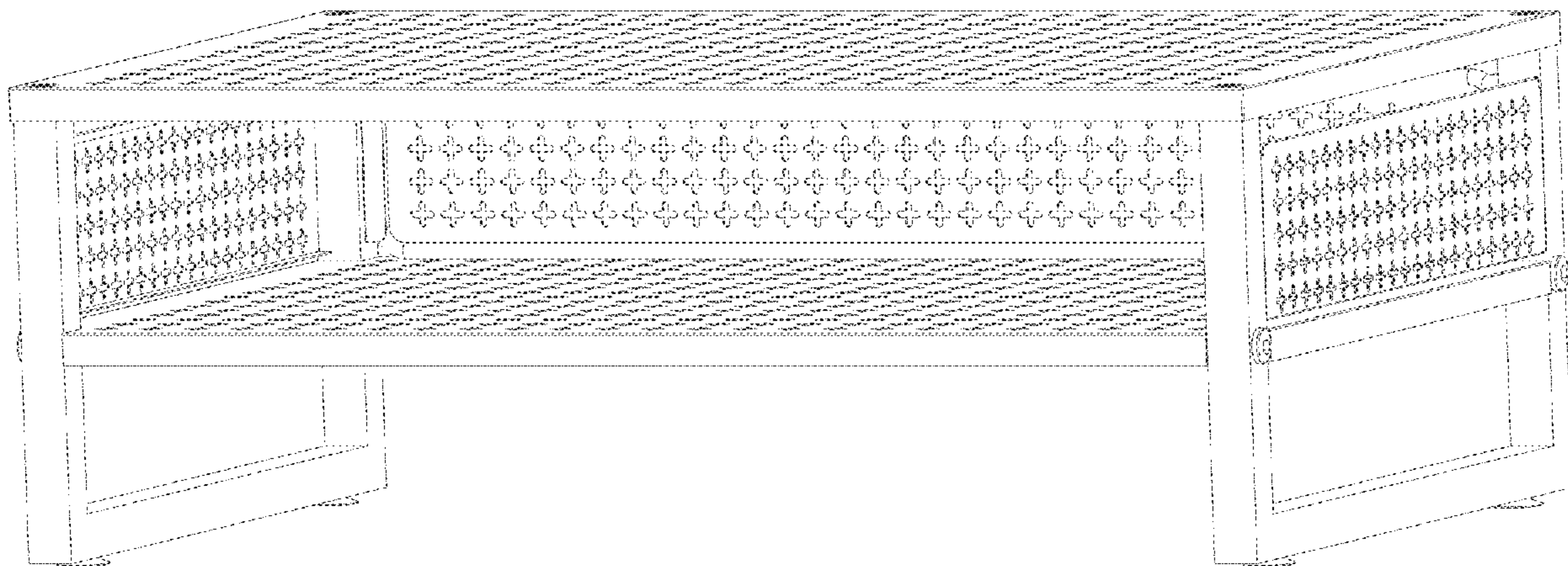
(57) **CLAIM**

The ornamental design for a two-tier monitor stand riser, as shown and described.

**DESCRIPTION**

FIG. 1 is a perspective view of a two-tier monitor stand riser showing my new design;  
FIG. 2 is a front view thereof;  
FIG. 3 is a back view thereof;  
FIG. 4 is a left side view thereof;  
FIG. 5 is a right side view thereof;  
FIG. 6 is a top plan view thereof; and,  
FIG. 7 is a bottom plan view thereof.  
The broken lines shown in the drawings illustrate portions of the two-tier monitor stand riser that form no part of the claimed design.

**1 Claim, 7 Drawing Sheets**



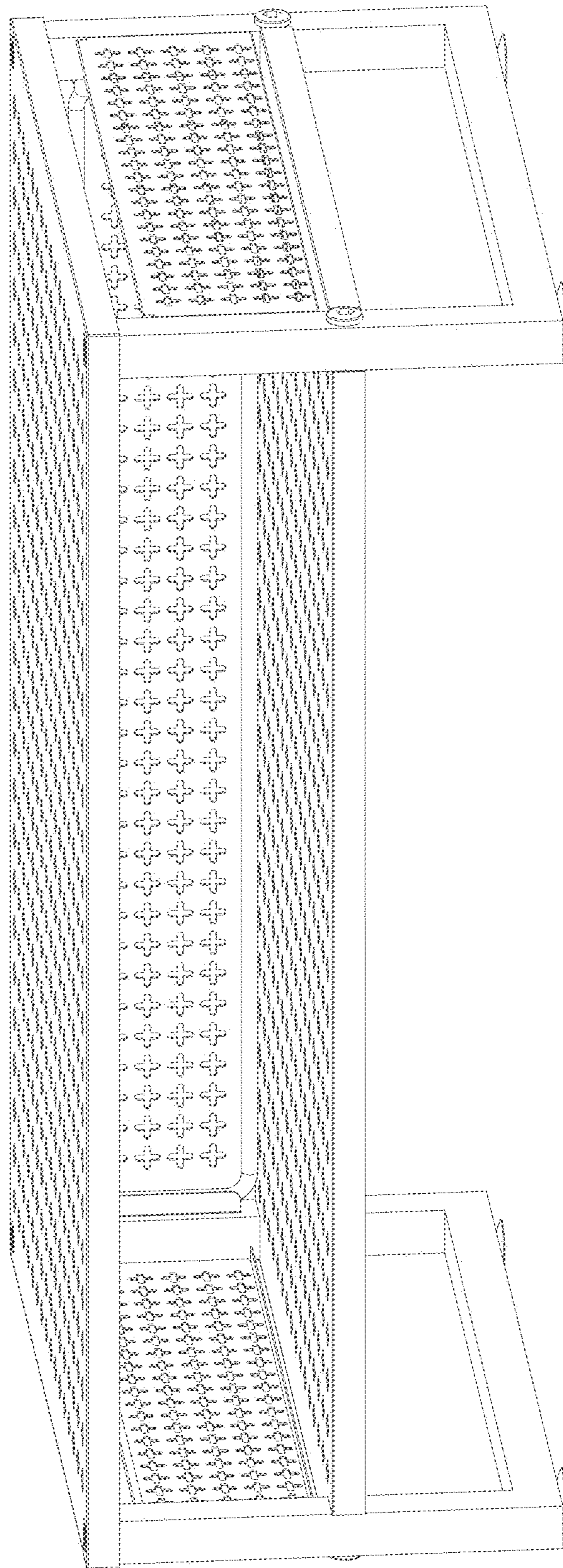


FIG 1




FIG 2




FIG 3




FIG 4




FIG 5




FIG 6




FIG 7