



US00D935375S

(12) **United States Design Patent**
Fellman

(10) **Patent No.:** **US D935,375 S**

(45) **Date of Patent:** **** Nov. 9, 2021**

(54) **FLUID TANK**

(71) Applicant: **PACCAR Inc**, Bellevue, WA (US)

(72) Inventor: **Martha-Ann Fellman**, Denton, TX (US)

(73) Assignee: **PACCAR Inc**, Bellevue, WA (US)

(**) Term: **15 Years**

(21) Appl. No.: **29/724,311**

(22) Filed: **Feb. 13, 2020**

(51) **LOC (13) Cl.** **12-06**

(52) **U.S. Cl.**
USPC **D12/218**

(58) **Field of Classification Search**
USPC D12/197, 218, 223; D9/435-454;
D15/1, 3, 5, 17, 28
CPC B60K 15/03; B60K 15/035; B60K 15/063;
B60K 15/073; B60K 15/04; F02M
37/007; F02M 37/0088
See application file for complete search history.

(56) **References Cited**

U.S. PATENT DOCUMENTS

D238,940 S *	2/1976	Graeper	D12/218
D238,941 S *	2/1976	Graeper	D12/218
D324,138 S *	2/1992	Labonte	D23/202
D379,995 S *	6/1997	Gilmore	D15/1
D381,949 S *	8/1997	Barrett, Jr.	D12/203
D434,348 S *	11/2000	Delashaw	D12/96
D435,503 S *	12/2000	Gukeisen	D12/218
D441,710 S *	5/2001	Moehle	D12/218
6,402,198 B2 *	6/2002	Gollungberg	B60K 15/067 280/830
6,550,811 B1 *	4/2003	Bennett	B60K 15/03 180/314
6,886,861 B2 *	5/2005	Marsala	B60K 15/01 280/830
D562,350 S *	2/2008	Higashikawa	D12/218

D564,431 S *	3/2008	Orr	D12/196
D604,686 S *	11/2009	Yan	D12/218
7,854,345 B2 *	12/2010	Kallevig	B60K 15/04 220/562
D644,160 S *	8/2011	Fries	D12/218
D647,166 S	10/2011	Kimball et al.		
D647,167 S	10/2011	Arrigoni et al.		
D647,168 S	10/2011	Lemer et al.		
D647,169 S	10/2011	Leonard et al.		
D647,170 S	10/2011	Hayslip et al.		
D655,372 S	3/2012	Kimball et al.		

(Continued)

OTHER PUBLICATIONS

“T800,” Kenworth Truck Company, 2002, 32-page brochure.
(Continued)

Primary Examiner — Darlington Ly

(74) *Attorney, Agent, or Firm* — Seed IP Law Group LLP

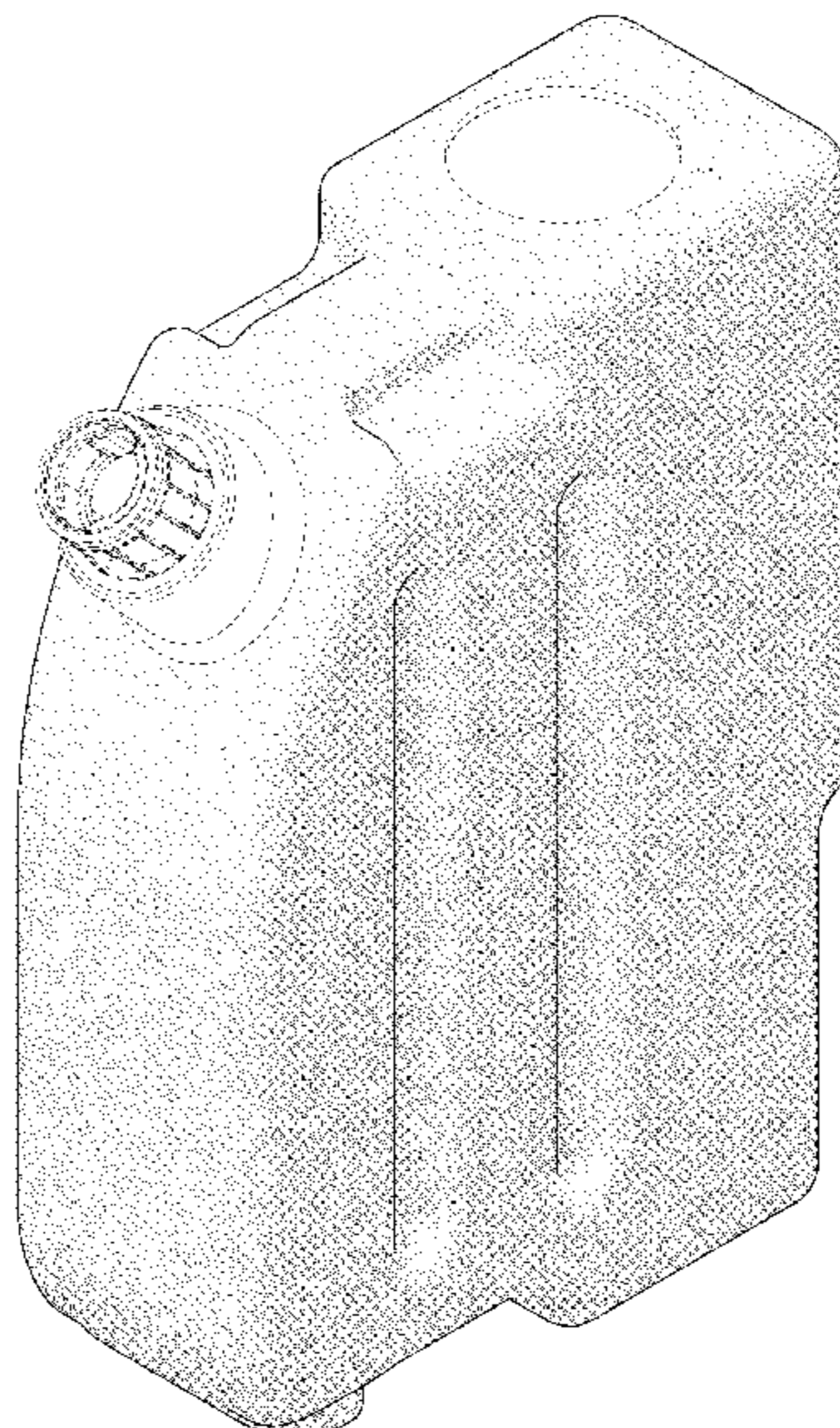
(57) **CLAIM**

The ornamental design for a fluid tank, as shown and described.

DESCRIPTION

FIG. 1 is a top isometric view of a fluid tank embodying my new design;
FIG. 2 is a bottom isometric view thereof;
FIG. 3 is a front elevation view thereof;
FIG. 4 is a rear elevation view thereof;
FIG. 5 is a left side elevation view thereof;
FIG. 6 is a right side elevation view thereof;
FIG. 7 is a top plan view thereof; and,
FIG. 8 is a bottom plan view thereof.
Stippling in the drawings represent the three-dimensional contours of the design, and is not intended to indicate surface decoration. The broken lines shown in the drawings depict portions of the fluid tank that form no part of the claimed design.

1 Claim, 6 Drawing Sheets



(56)

References Cited

U.S. PATENT DOCUMENTS

D694,167	S	*	11/2013	Forsberg	D12/218
D695,202	S	*	12/2013	Forsberg	D12/218
D701,814	S	*	4/2014	Merchant	D12/218
D717,721	S	*	11/2014	Guaresimo	D12/414
D728,632	S	*	5/2015	Klassen	D15/28
D728,633	S	*	5/2015	Klassen	D15/28
D751,023	S	*	3/2016	Hennen	D12/218
D752,706	S	*	3/2016	LaPant	D23/202
D863,370	S	*	10/2019	Wise	D15/28
D863,371	S	*	10/2019	Wise	D15/28
D887,945	S	*	6/2020	Fellman	D12/218
D887,946	S	*	6/2020	Prater	D12/218
D890,674	S	*	7/2020	Tate	D12/218
D890,675	S	*	7/2020	Fellman	D12/218
D909,276	S	*	2/2021	Monell	D12/218
D920,882	S	*	6/2021	Bering	D12/218
11,021,053	B2	*	6/2021	Bering	A01M 7/0085
2020/0370457	A1	*	11/2020	Fellman	F01N 3/2066

OTHER PUBLICATIONS

“T800,” Kenworth Truck Company, 2003, 32-page brochure.
 “T800,” Kenworth Truck Company, 2005, 28-page brochure.
 “T800,” Kenworth Truck Company, 2009, 28-page brochure.
 “T800B,” Kenworth Truck Company, 1993, 8-page brochure.
 Peterbilt Motors Company, “The Working Class,” Sep. 1976, 6-page brochure.
 “The World’s Best,” Kenworth Truck Company, 1992, 12-page brochure.
 “W900,” Kenworth Truck Company, 1996, 7-page brochure.
 “W900,” Kenworth Truck Company, 2002, 32-page brochure.
 “W900,” Kenworth Truck Company, 2005, 32-page brochure.
 “W900,” Kenworth Truck Company, 2009, 28-page brochure.
 Kenworth Truck Company, “W900L AeroCab,” 1994, 2-page brochure.
 Kenworth Truck Company, “AeroCab,” 1993, 6-page brochure.
 “AeroCab,” Kenworth Truck Company, as early as 1995, 3-page brochure.
 “C500B,” Kenworth Truck Company, as early as 1990, 4-page brochure.
 Peterbilt Motors Company, “Class Pays, Medium Duty,” Sep. 2000, 12-page brochure.
 “Class Pays, Truck Models,” Peterbilt Motors Company, Mar. 2005, 24-page brochure.
 “Class Pays,” Peterbilt Motors Company, Nov. 1998, 10-page brochure.
 Peterbilt Motors Company, “Class Pays,” Sep. 1997, 10-page brochure.
 “Class Pays, Construction Trucks,” Peterbilt Motors Company, Nov. 2003, 16-page brochure.
 “Kenworth Truck Models,” Kenworth Truck Company, 2010, 16-page brochure.

Peterbilt Motors Company, “Model 330,” Oct. 1997, 3-page brochure.
 Peterbilt Motors Company, “Model 379,” Apr. 2005, 2-page brochure.
 Peterbilt Motors Company, “Model 379,” Mar. 1996, 5-page brochure.
 Peterbilt Motors Company, “Rest with Class,” Apr. 1978, 4-page brochure.
 “T170 Class 5,” Kenworth Truck Company, 2008, 4-page brochure.
 “T270 Class 6 and T370 Class 7,” Kenworth Truck Company, 2008, 6-page brochure.
 “T270 Class 6 and T370 Class 7,” Kenworth Truck Company, 2009, 6-page brochure.
 “T270 Class 6 and T370 Class 7 Hybrid,” Kenworth Truck Company, 2009, 6-page brochure.
 “T680,” Kenworth Truck Company, 2013, 34-page brochure.
 “T680,” Kenworth Truck Company, 2016, 34-page brochure.
 “T880,” Kenworth Truck Company, 2017, 32-page brochure.
 “Model 579,” Peterbilt Motors Company, Oct. 2013, 13-page brochure.
 “Medium Duty,” Peterbilt Motors Company, 2013, 9-page brochure.
 “On-Highway,” Peterbilt Motors Company, 2013, 13-page brochure.
 “Vocational,” Peterbilt Motors Company, 2013, 11-page brochure.
 “T440,” Kenworth Truck Company, 2010, 6-page brochure.
 “T470,” Kenworth Truck Company, 2010, 6-page brochure.
 “T470H,” Kenworth Truck Company, 2009, 2-page brochure.
 “Model 220,” Peterbilt Motors Company, 2019, 2-page brochure.
 “220EV,” Peterbilt Motors Company, 2020, 5-page brochure.
 “Model 337,” Peterbilt Motors Company, 2020, 2-page brochure.
 “Model 389,” Peterbilt Motors Company, 2019, 2-page brochure.
 “Model 348,” Peterbilt Motors Company, 2019, 2-page brochure.
 “Model 520,” Peterbilt Motors Company, 2019, 2-page brochure.
 “Model 567,” Peterbilt Motors Company, 2020, 16-page brochure.
 “567 Heritage,” Peterbilt Motors Company, 2017, 2-page brochure.
 “Model 579,” Peterbilt Motors Company, 2019, 28-page brochure.
 “C500,” Kenworth Truck Company, 2012, 2-page brochure.
 “T680,” Kenworth Truck Company, 2019, 40-page brochure.
 “T800,” Kenworth Truck Company, 2012, 28-page brochure.
 “T440/T470,” Kenworth Truck Company, 2015, 8-page brochure.
 “K270E/K370E,” Kenworth Truck Company, 2020, 4-page brochure.
 “T170/T270/T370,” Kenworth Truck Company, 2019, 16-page brochure.
 “K270/K370,” Kenworth Truck Company, 2014, 12-page brochure.
 “W990,” Kenworth Truck Company, 2018, 32-page brochure.
 “T880,” Kenworth Truck Company, 2019, 36-page brochure.
 “Model 367,” Peterbilt Motors Company, <https://www.peterbilt.com/trucks/vocational/model-367>, retrieved Nov. 20, 2020, 12 pages.
 “Model 365,” Peterbilt Motors Company, <https://www.peterbilt.com/trucks/vocational/model-365>, retrieved Nov. 20, 2020, 11 pages.
 “Model 325,” Peterbilt Motors Company, <https://www.peterbilt.com/trucks/medium-duty/model-325>, retrieved Nov. 20, 2020, 12 pages.

* cited by examiner

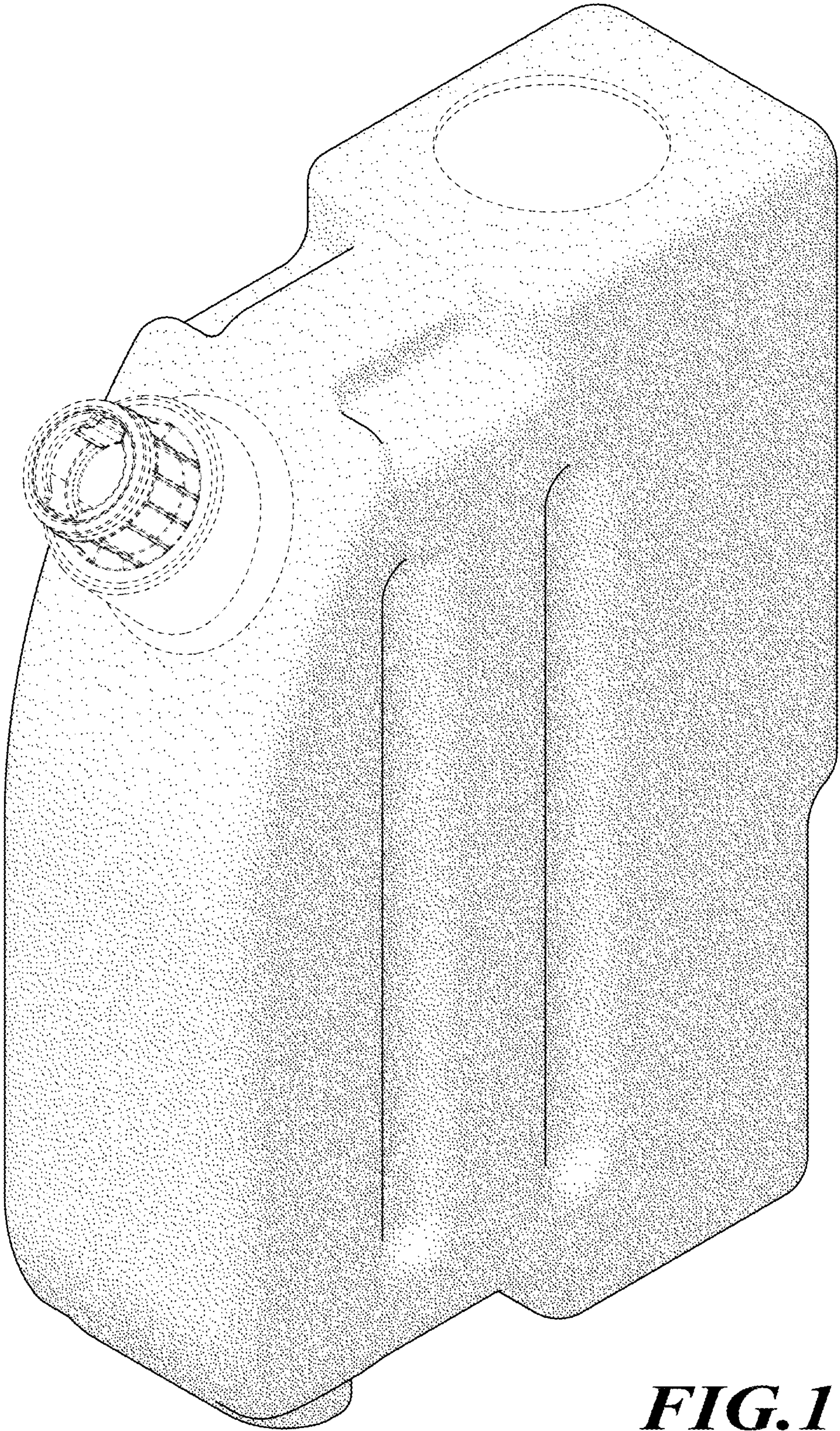


FIG. 1




FIG. 2




FIG. 3




FIG. 4

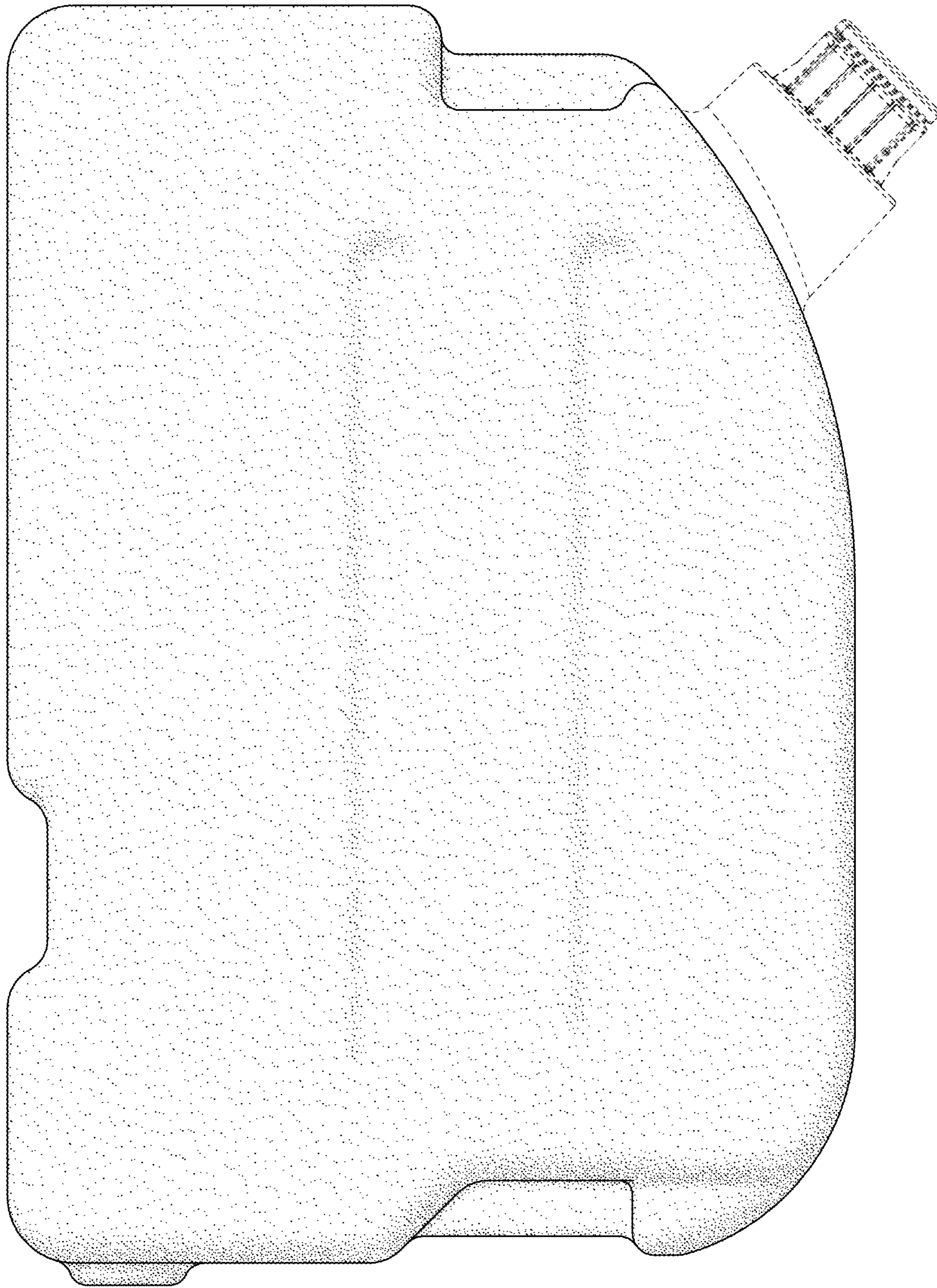


FIG. 5




FIG. 6

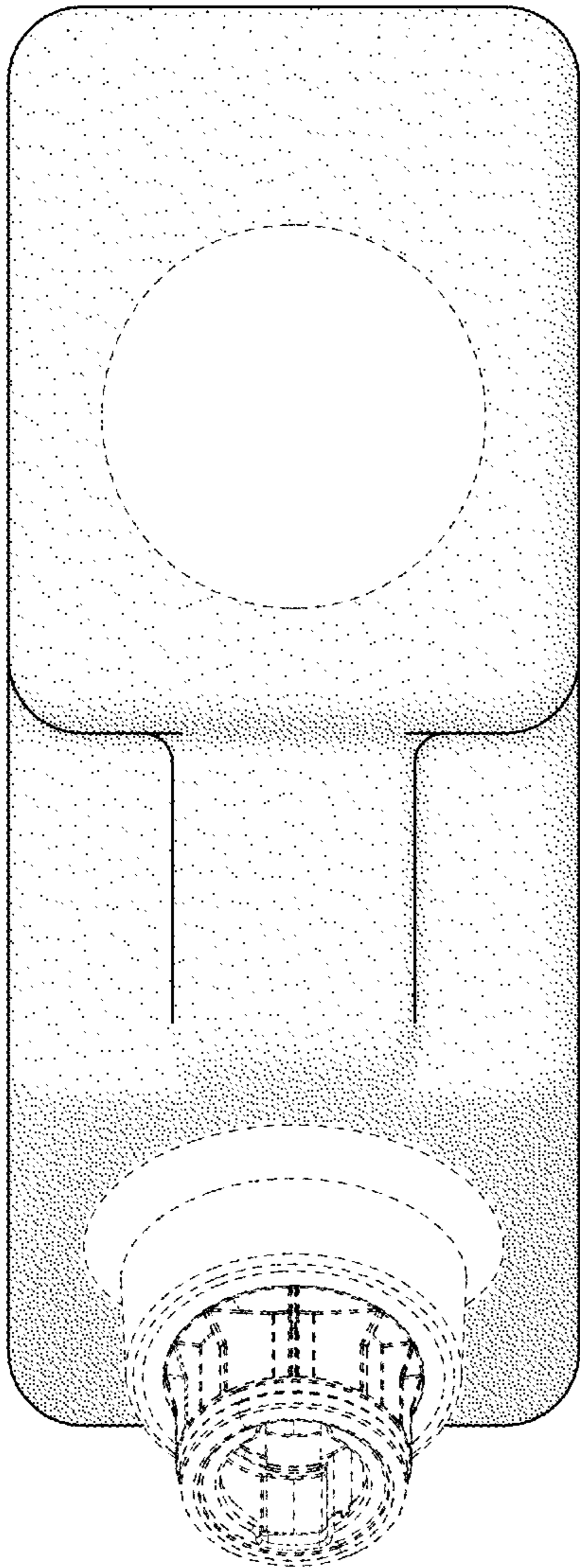


FIG. 7

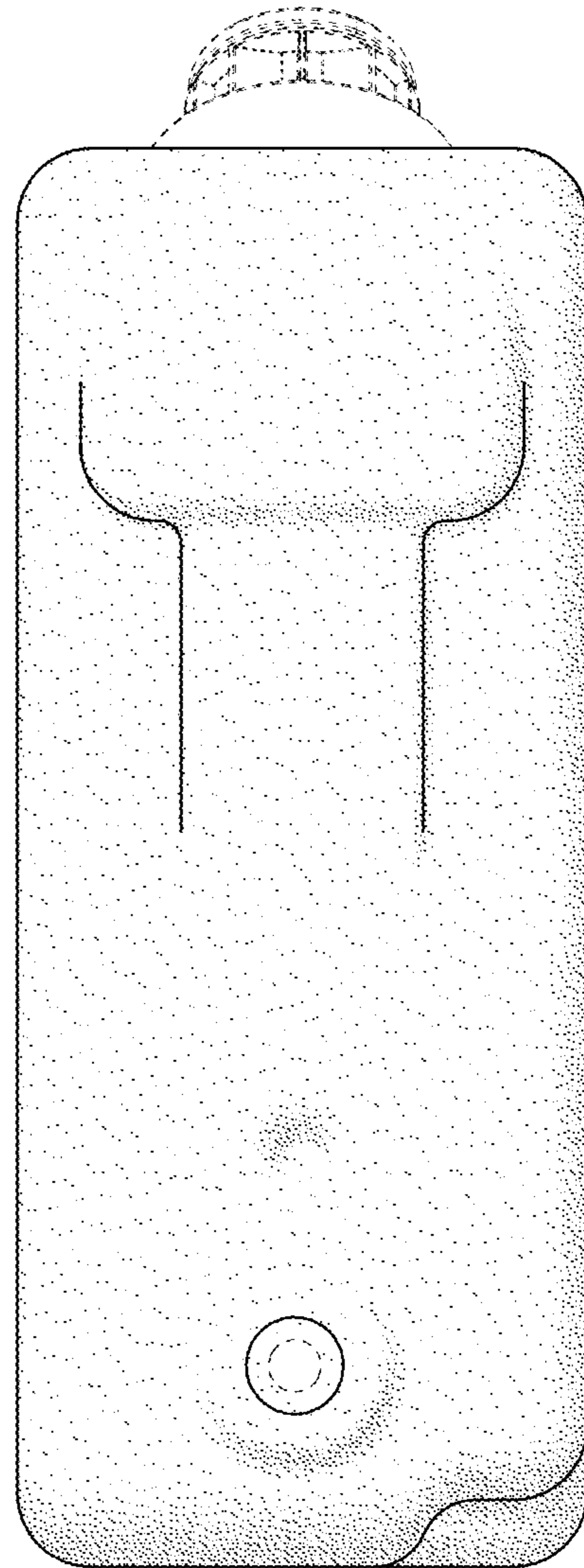


FIG. 8