



US00D935373S

(12) **United States Design Patent**
Andoh

(10) **Patent No.:** **US D935,373 S**

(45) **Date of Patent:** **** Nov. 9, 2021**

(54) **WHEEL FOR AN AUTOMOBILE**
(71) Applicant: **Subaru Corporation**, Tokyo (JP)
(72) Inventor: **Takahiro Andoh**, Tokyo (JP)
(73) Assignee: **Subaru Corporation**, Tokyo (JP)
(**) Term: **15 Years**

(21) Appl. No.: **29/749,361**

(22) Filed: **Sep. 4, 2020**

(30) **Foreign Application Priority Data**

Mar. 6, 2020 (JP) 2020-004493

(51) **LOC (13) Cl.** **12-16**

(52) **U.S. Cl.**
USPC **D12/209**

(58) **Field of Classification Search**
USPC D12/204–213; D21/563
CPC B60B 7/00; B60B 7/02; B60B 7/04; B60B
7/01; B60B 7/06; B60B 3/02; B60B 3/04;
B60B 3/06; B60B 3/10; B60B 1/00;
B60B 1/08; B60B 1/10; B60B 1/12
See application file for complete search history.

(56) **References Cited**

U.S. PATENT DOCUMENTS

D427,557 S * 7/2000 Chung D12/209
D685,710 S * 7/2013 Hanaoka D12/209
D695,190 S * 12/2013 Goto D12/209
D695,191 S * 12/2013 Kogawa D12/209
D705,714 S * 5/2014 Hanaoka D12/209
D783,492 S * 4/2017 Valencia Pollex D12/209
D792,305 S * 7/2017 Terui D12/209
D803,131 S * 11/2017 Bridan D12/209
D804,391 S * 12/2017 Ishii D12/209

D818,926 S * 5/2018 Miyazawa D12/209
D827,545 S * 9/2018 Kawaguchi D12/209
D835,561 S * 12/2018 Hayashi D12/209
D838,651 S * 1/2019 Kato D12/209
D838,652 S * 1/2019 Kato D12/209
D839,171 S * 1/2019 Hodges D12/209
D847,719 S * 5/2019 Rosello Visa D12/209
D860,104 S * 9/2019 Kikuchi D12/211
D860,909 S * 9/2019 Valencia Pollex D12/209
D862,352 S * 10/2019 Bjerke D12/209
D879,000 S * 3/2020 Wang D12/209
D884,575 S * 5/2020 Visa D12/209
D893,379 S * 8/2020 Wheel D12/209
D893,385 S * 8/2020 Tanaka D12/209
D904,269 S * 12/2020 Bjerke D12/209
D904,270 S * 12/2020 Bjerke D12/209
D911,243 S * 2/2021 Piaskowski D12/209
D920,207 S * 5/2021 Peralta D12/209
D920,877 S * 6/2021 Sittler D12/209
D920,878 S * 6/2021 Kalha D12/209

* cited by examiner

Primary Examiner — Stacia A Cadmus

(74) *Attorney, Agent, or Firm* — Schiff Hardin LLP

(57) **CLAIM**

I claim the ornamental design for a wheel for an automobile, as shown and described.

DESCRIPTION

FIG. 1 is a front perspective view for a “wheel for an a automobile” showing our new design, FIG. 2 is a rear perspective view thereof, FIG. 3 is a front view thereof, FIG. 4 is a rear view thereof, FIG. 5 is a top view thereof, FIG. 6 is a bottom view thereof, FIG. 7 is a left-side view thereof; and, FIG. 8 is a right-side view thereof.

1 Claim, 6 Drawing Sheets





FIG. 1



FIG. 2



FIG. 3



FIG. 4



FIG. 5




FIG. 6




FIG. 7




FIG. 8

