



US00D935368S

(12) **United States Design Patent**
Yeh

(10) **Patent No.:** **US D935,368 S**

(45) **Date of Patent:** **** *Nov. 9, 2021**

- (54) **WHEEL FRONT FACE**
- (71) Applicant: **WHEEL GROUP HOLDINGS, LLC**,
Ontario, CA (US)
- (72) Inventor: **Bruce Yeh**, Ontario, CA (US)
- (73) Assignee: **WHEEL GROUP HOLDINGS, LLC**,
Ontario, CA (US)
- (*) Notice: This patent is subject to a terminal disclaimer.
- (**) Term: **15 Years**
- (21) Appl. No.: **29/628,015**
- (22) Filed: **Nov. 30, 2017**
- (51) **LOC (13) Cl.** **12-16**
- (52) **U.S. Cl.**
USPC **D12/209**
- (58) **Field of Classification Search**
USPC D12/204–213; D21/533, 551, 563
See application file for complete search history.

(56) **References Cited**

U.S. PATENT DOCUMENTS

D243,169 S *	1/1977	Suzuki	D12/205
D450,649 S *	11/2001	Penzes	D12/211
D473,836 S *	4/2003	Laengerer	D12/211
D498,723 S *	11/2004	Cahyono	D12/209
D500,003 S *	12/2004	Guevara	D12/211
D524,217 S *	7/2006	Aoki	D12/211
D543,923 S *	6/2007	Hieke	D12/211
D576,095 S *	9/2008	Chung	D12/211
D638,766 S *	5/2011	Hilpert	D12/211
D649,103 S *	11/2011	Gallert	D12/211
D659,066 S *	5/2012	Johnson	D12/209
D673,092 S *	12/2012	Platto	D12/209
D682,181 S *	5/2013	Zhao	D12/211

D691,542 S *	10/2013	Chan	D12/209
D706,192 S *	6/2014	Chung	D12/209
D707,167 S *	6/2014	Chung	D12/209
D722,938 S *	2/2015	Chung	D12/211
D724,515 S *	3/2015	Chung	D12/209
D726,617 S *	4/2015	Dingle	D12/209
D726,618 S *	4/2015	Dingle	D12/209
D726,627 S *	4/2015	Chung	D12/211
D737,190 S *	8/2015	Kern	D12/211
D741,770 S *	10/2015	Kim	D12/209
9,150,047 B2 *	10/2015	Noriega	B60B 1/06
D743,316 S *	11/2015	Zhao	D12/211
D748,558 S *	2/2016	Hans	D12/211
D751,017 S *	3/2016	Chung	D12/209
D751,480 S *	3/2016	Chung	D12/209
D751,481 S *	3/2016	Chung	D12/209
D751,966 S *	3/2016	Zhao	D12/211
D755,690 S *	5/2016	von Tardy-Tuch	D12/209
D758,947 S *	6/2016	Zhao	D12/211
9,375,976 B1 *	6/2016	Liu	B60B 1/06
D763,766 S *	8/2016	Alfonso	D12/211

(Continued)

Primary Examiner — Calvin E Vansant

(74) *Attorney, Agent, or Firm* — Law Offices of S.J. Christine Yang

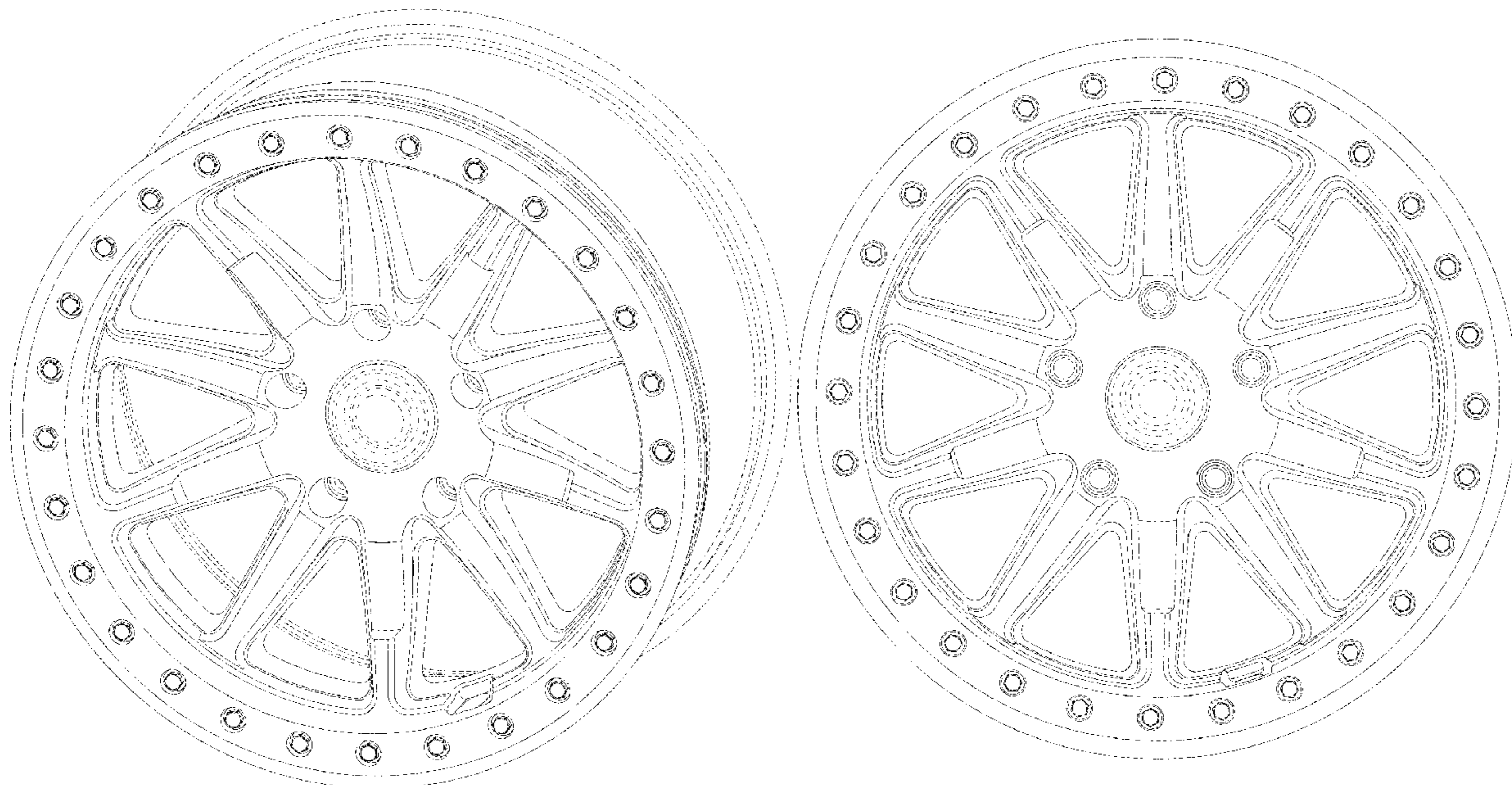
(57) **CLAIM**

The ornamental design for a wheel front face, as shown and described.

DESCRIPTION

FIG. 1 is a perspective view of a wheel front face in accordance with an embodiment of the present invention. FIG. 2 is a front view of the wheel front face of FIG. 1; and, FIG. 3 is a side view of the wheel front face of FIG. 1. The surface shadings are for illustrative purposes only, and form no part of the claimed design. The broken lines represent environment and form no part of the claimed design.

1 Claim, 3 Drawing Sheets



(56)

References Cited

U.S. PATENT DOCUMENTS

9,446,638	B2 *	9/2016	Tanno	B60B 1/12
D768,047	S *	10/2016	Hans	D12/211
D769,784	S *	10/2016	Bazinski	D12/209
D775,045	S *	12/2016	Peat	D12/209
D778,802	S *	2/2017	Wolff	D12/211
D780,654	S *	3/2017	Gallert	D12/204
D782,950	S *	4/2017	Hatton	D12/209
D784,235	S *	4/2017	Kim	D12/211
D788,009	S *	5/2017	Zhao	D12/211
D793,939	S *	8/2017	Hans	D12/211
D797,636	S *	9/2017	Chung	D12/211
D803,752	S *	11/2017	Sempek	D12/211
9,840,110	B2 *	12/2017	Dingle	B60B 3/02
D808,883	S *	1/2018	Chung	D12/211
D815,578	S *	4/2018	Zhao	D12/211
D817,245	S *	5/2018	Chung	D12/209
D817,845	S *	5/2018	Guidry	D12/209
D820,763	S *	6/2018	Badstuebner	D12/211
D821,286	S *	6/2018	Zhao	D12/211
D823,222	S *	7/2018	Chung	D12/211
D823,223	S *	7/2018	Sempek	D12/211
D824,832	S *	8/2018	Oh	D12/209

* cited by examiner




FIG.1




FIG.2




FIG.3