



US00D935364S

(12) **United States Design Patent** (10) **Patent No.:** **US D935,364 S**
Duncan et al. (45) **Date of Patent:** **** Nov. 9, 2021**

(54) **QUARTER FENDER**

(71) Applicant: **PACCAR Inc**, Bellevue, WA (US)
(72) Inventors: **Jonathan Scott Duncan**, Seattle, WA (US); **Amanda Allison Koh**, Seattle, WA (US); **Zachary Steven Gross**, Flower Mound, TX (US); **Kelsey Elizabeth Hart**, Argyle, TX (US); **Mark Aaron Bohannon**, Denton, TX (US); **Scott David Hite**, Pilot Point, TX (US); **Jordan Christopher Brewer**, Addison, TX (US)

(73) Assignee: **PACCAR Inc**, Bellevue, WA (US)

(**) Term: **15 Years**

(21) Appl. No.: **29/724,852**

(22) Filed: **Feb. 19, 2020**

(51) **LOC (13) Cl.** **12-16**

(52) **U.S. Cl.**
USPC **D12/184**

(58) **Field of Classification Search**
USPC D12/86, 88, 89, 90, 91, 92, 93, 101, 102, D12/106, 144, 163, 164, 167, 169, 171, D12/173, 181, 184, 185, 190, 192, 196, D12/400; D21/533, 548, 552, 561; D15/28
CPC B62D 25/02; B62D 25/04; B62D 25/16; B62D 25/18; B62D 25/161; B62D 25/168; B62D 25/182; B62D 25/184; B60J 5/00; B60J 5/02; B60J 5/04; B60J 5/10; B60R 13/04; B60R 13/0861; B60R 19/00

See application file for complete search history.

(56) **References Cited**

U.S. PATENT DOCUMENTS

D303,237 S *	9/1989	Hawes	D12/185
D344,059 S *	2/1994	DeBaal	D12/184
D347,614 S *	6/1994	DeBaal	D12/184
D366,640 S *	1/1996	Tucker	D12/184

(Continued)

OTHER PUBLICATIONS

IHC 8100 Fender Extension, Published date unavailable [online], [retrieved on Jun. 27, 2021]. Retrieved from the Internet: https://www.fleettruckparts.com/IHC-8100-FENDER-EXTENSION-RH_2 (Year: 2021).*

(Continued)

Primary Examiner — Christian P. McLean

Assistant Examiner — Adam C Mager

(74) *Attorney, Agent, or Firm* — Seed IP Law Group LLP

(57) **CLAIM**

The ornamental design for a quarter fender, as shown and described.

DESCRIPTION

FIG. 1 is a perspective view of a quarter fender, showing an embodiment of our new design.

FIG. 2 is a front elevational view thereof.

FIG. 3 is a rear elevational view thereof.

FIG. 4 is a left side elevational view thereof.

FIG. 5 is a right side elevational view thereof.

FIG. 6 is a top plan view thereof.

FIG. 7 is a perspective view of a quarter fender, showing another embodiment of our new design, which is a mirror image of the quarter fender shown in FIGS. 1-6.

FIG. 8 is a front elevational view thereof.

FIG. 9 is a rear elevational view thereof.

FIG. 10 is a right side elevational view thereof.

FIG. 11 is a left side elevational view thereof; and,

FIG. 12 is a top plan view thereof.

Stippling in the drawings represent the three-dimensional contours of the design, and is not intended to indicate surface decoration. The broken lines shown in the drawings depict portions of the quarter fender that form no part of the claimed design.

1 Claim, 12 Drawing Sheets



(56)

References Cited

U.S. PATENT DOCUMENTS

D382,844 S	*	8/1997	Norwood	D12/184
D433,980 S		11/2000	Conway et al.		
D434,358 S		11/2000	Conway et al.		
D466,454 S	*	12/2002	Kalhok	D12/184
D482,993 S	*	12/2003	Conway	D12/184
D502,904 S	*	3/2005	Delashaw	D12/184
D524,204 S	*	7/2006	Beigel	D12/184
D545,255 S	*	6/2007	Angelo	D12/173
D563,853 S	*	3/2008	Rosen	D12/173
D566,635 S	*	4/2008	Rosen	D12/173
D612,309 S	*	3/2010	Beigel	D12/184
D615,472 S	*	5/2010	Maher	D12/196
D647,016 S	*	10/2011	Medina	D12/181
D697,844 S	*	1/2014	Conway	D12/184
D697,845 S		1/2014	Conway et al.		
D697,846 S	*	1/2014	Conway	D12/184
D702,606 S	*	4/2014	Conway	D12/184
D774,104 S	*	12/2016	Underhill	D15/28
D786,753 S		5/2017	Conway et al.		
D786,754 S		5/2017	Conway et al.		
D791,657 S	*	7/2017	Ito	D12/184
D794,088 S	*	8/2017	Underhill	D15/28

OTHER PUBLICATIONS

“T800,” Kenworth Truck Company, 2002, 32-page brochure.
 “T800,” Kenworth Truck Company, 2003, 32-page brochure.
 “T800,” Kenworth Truck Company, 2005, 28-page brochure.
 “T800,” Kenworth Truck Company, 2009, 28-page brochure.
 “T800B,” Kenworth Truck Company, 1993, 8-page brochure.
 Peterbilt Motors Company, “The Working Class,” Sep. 1976, 6-page brochure.
 “The World’s Best,” Kenworth Truck Company, 1992, 12-page brochure.
 “W900,” Kenworth Truck Company, 1996, 7-page brochure.
 “W900,” Kenworth Truck Company, 2002, 32-page brochure.
 “W900,” Kenworth Truck Company, 2005, 28-page brochure.
 “W900,” Kenworth Truck Company, 2009, 28-page brochure.
 Kenworth Truck Company, “W900L AeroCab,” 1994, 2-page brochure.
 Kenworth Truck Company, “AeroCab,” 1993, 5-page brochure.
 “AeroCab,” Kenworth Truck Company, as early as 1995, 3-page brochure.
 “C500B,” Kenworth Truck Company, as early as 1990, 4-page brochure.
 Peterbilt Motors Company, “Class Pays, Medium Duty,” Sep. 2000, 12-page brochure.
 “Class Pays, Truck Models,” Peterbilt Motors Company, Mar. 2005, 24-page brochure.
 “Class Pays,” Peterbilt Motors Company, Nov. 1998, 10-page brochure.
 Peterbilt Motors Company, “Class Pays,” Sep. 1997, 10-page brochure.
 “Class Pays, Construction Trucks,” Peterbilt Motors Company, Nov. 2003, 16-page brochure.

“Kenworth Truck Models,” Kenworth Truck Company, 2010, 16-page brochure.
 Peterbilt Motors Company, “Model 330,” Oct. 1997, 3-page brochure.
 Peterbilt Motors Company, “Model 379,” Apr. 2005, 2-page brochure.
 Peterbilt Motors Company, “Model 379,” Mar. 1996, 5-page brochure.
 Peterbilt Motors Company, “Rest with Class,” Apr. 1978, 4-page brochure.
 “T170 Class 5,” Kenworth Truck Company, 2008, 4-page brochure.
 “T270 Class 6 and T370 Class 7,” Kenworth Truck Company, 2008, 6-page brochure.
 “T270 Class 6 and T370 Class 7,” Kenworth Truck Company, 2009, 6-page brochure.
 “T270 Class 6 and T370 Class 7 Hybrid,” Kenworth Truck Company, 2009, 6-page brochure.
 “T680,” Kenworth Truck Company, 2013, 34-page brochure.
 “T680,” Kenworth Truck Company, 2016, 34-page brochure.
 “T880,” Kenworth Truck Company, 2017, 32-page brochure.
 “Model 579,” Peterbilt Motors Company, Oct. 2013, 13-page brochure.
 “Medium Duty,” Peterbilt Motors Company, 2013, 9-page brochure.
 “On-Highway,” Peterbilt Motors Company, 2013, 13-page brochure.
 “Vocational,” Peterbilt Motors Company, 2013, 11-page brochure.
 “T440,” Kenworth Truck Company, 2010, 6-page brochure.
 “T470,” Kenworth Truck Company, 2010, 6-page brochure.
 “T470H,” Kenworth Truck Company, 2009, 2-page brochure.
 “Model 220,” Peterbilt Motors Company, 2019, 2-page brochure.
 “220EV,” Peterbilt Motors Company, 2020, 5-page brochure.
 “Model 337,” Peterbilt Motors Company, 2020, 2-page brochure.
 “Model 389,” Peterbilt Motors Company, 2019, 2-page brochure.
 “Model 348,” Peterbilt Motors Company, 2019, 2-page brochure.
 “Model 520,” Peterbilt Motors Company, 2019, 2-page brochure.
 “Model 567,” Peterbilt Motors Company, 2020, 16-page brochure.
 “567 Heritage,” Peterbilt Motors Company, 2017, 2-page brochure.
 “Model 579,” Peterbilt Motors Company, 2019, 28-page brochure.
 “C500,” Kenworth Truck Company, 2012, 2-page brochure.
 “T680,” Kenworth Truck Company, 2019, 40-page brochure.
 “T800,” Kenworth Truck Company, 2012, 28-page brochure.
 “T440/T470,” Kenworth Truck Company, 2015, 8-page brochure.
 “K270E/K370E,” Kenworth Truck Company, 2020, 4-page brochure.
 “T170/T270/T370,” Kenworth Truck Company, 2019, 16-page brochure.
 “K270/K370,” Kenworth Truck Company, 2014, 12-page brochure.
 “W990,” Kenworth Truck Company, 2018, 32-page brochure.
 “T880,” Kenworth Truck Company, 2019, 36-page brochure.
 “Model 367,” Peterbilt Motors Company, <https://www.peterbilt.com/trucks/vocational/model-367>, retrieved Nov. 20, 2020, 12 pages.
 “Model 365,” Peterbilt Motors Company, <https://www.peterbilt.com/trucks/vocational/model-365>, retrieved Nov. 20, 2020, 11 pages.
 “Model 325,” Peterbilt Motors Company, <https://www.peterbilt.com/trucks/medium-duty/model-325>, retrieved Nov. 20, 2020, 12 pages.

* cited by examiner

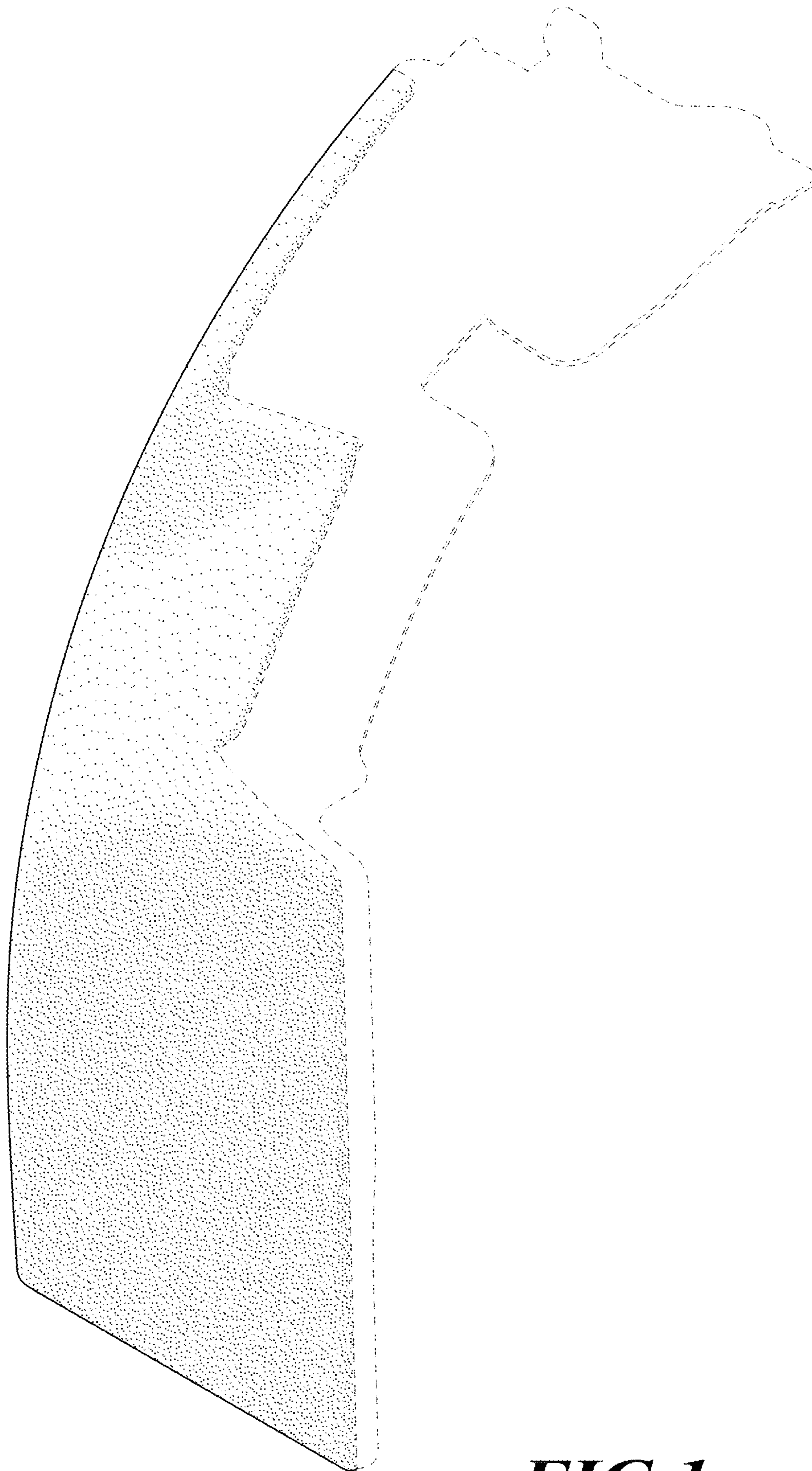


FIG. 1

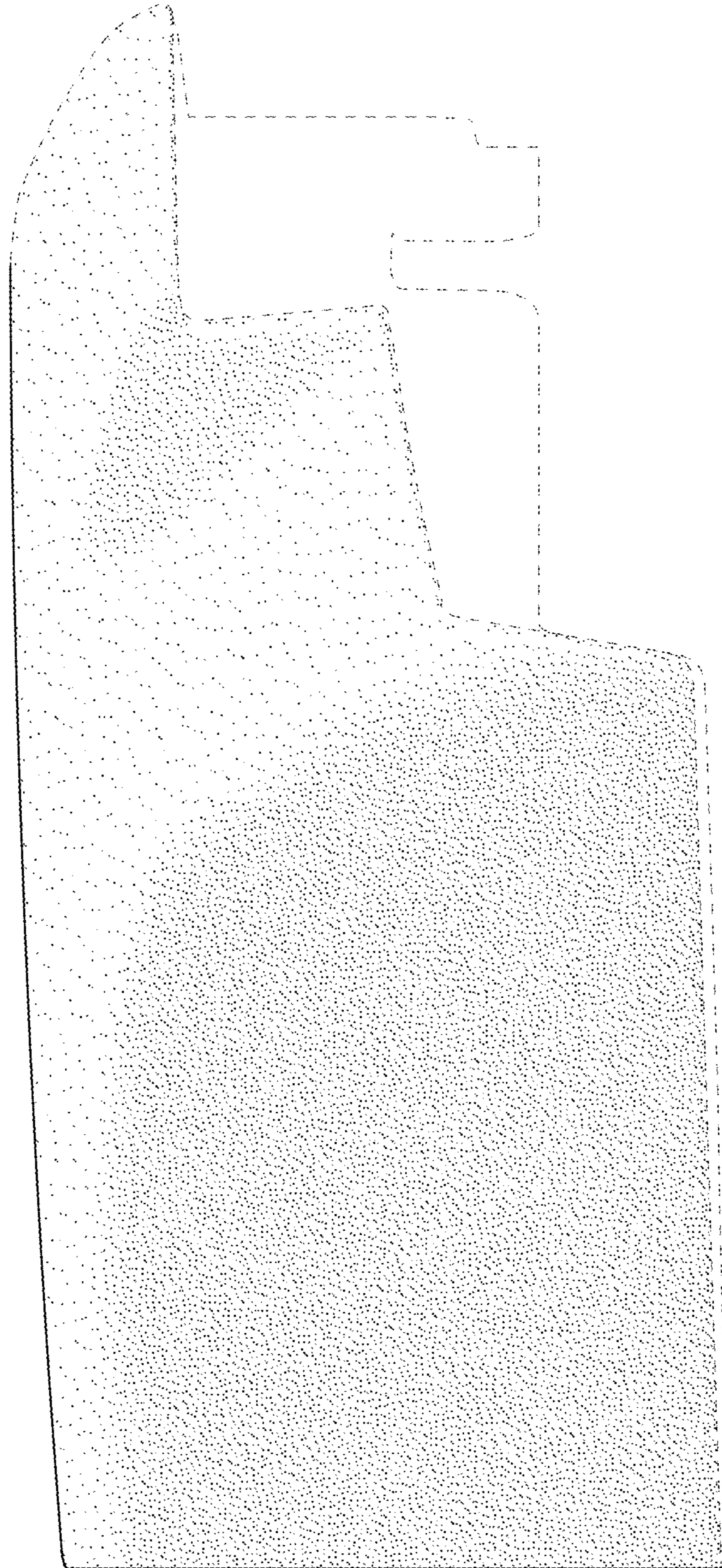


FIG. 2




FIG. 3

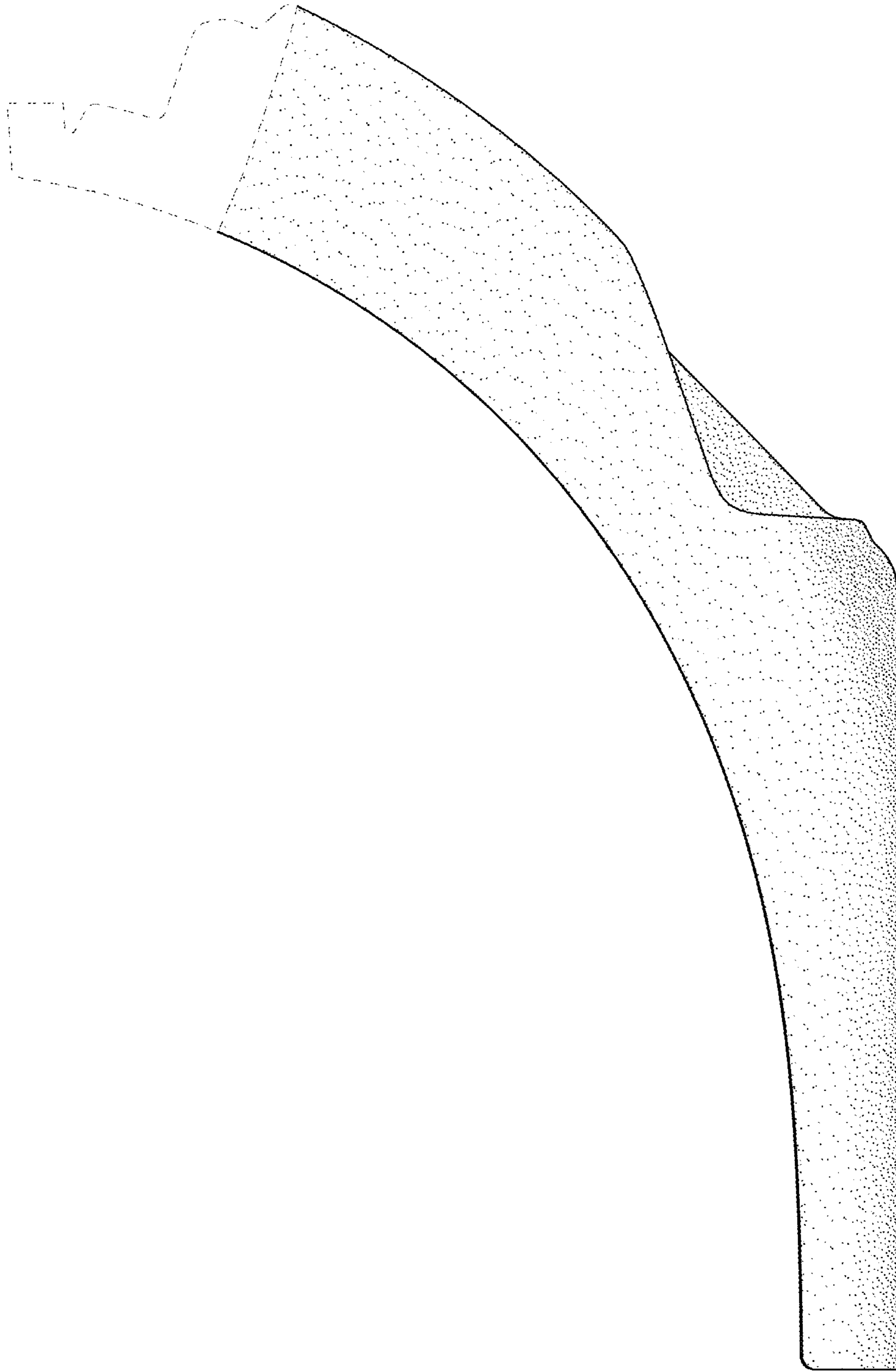


FIG. 4

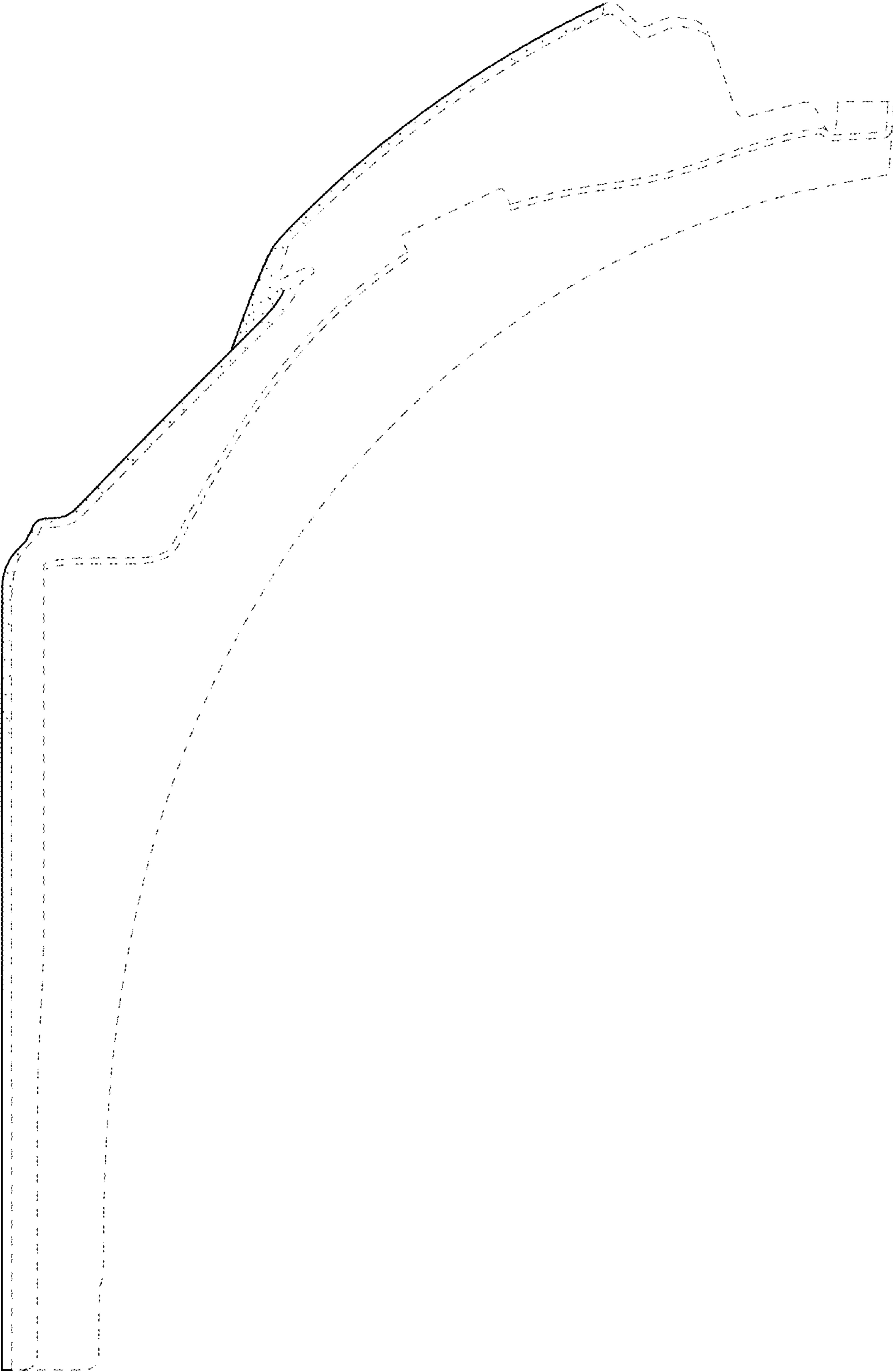


FIG. 5

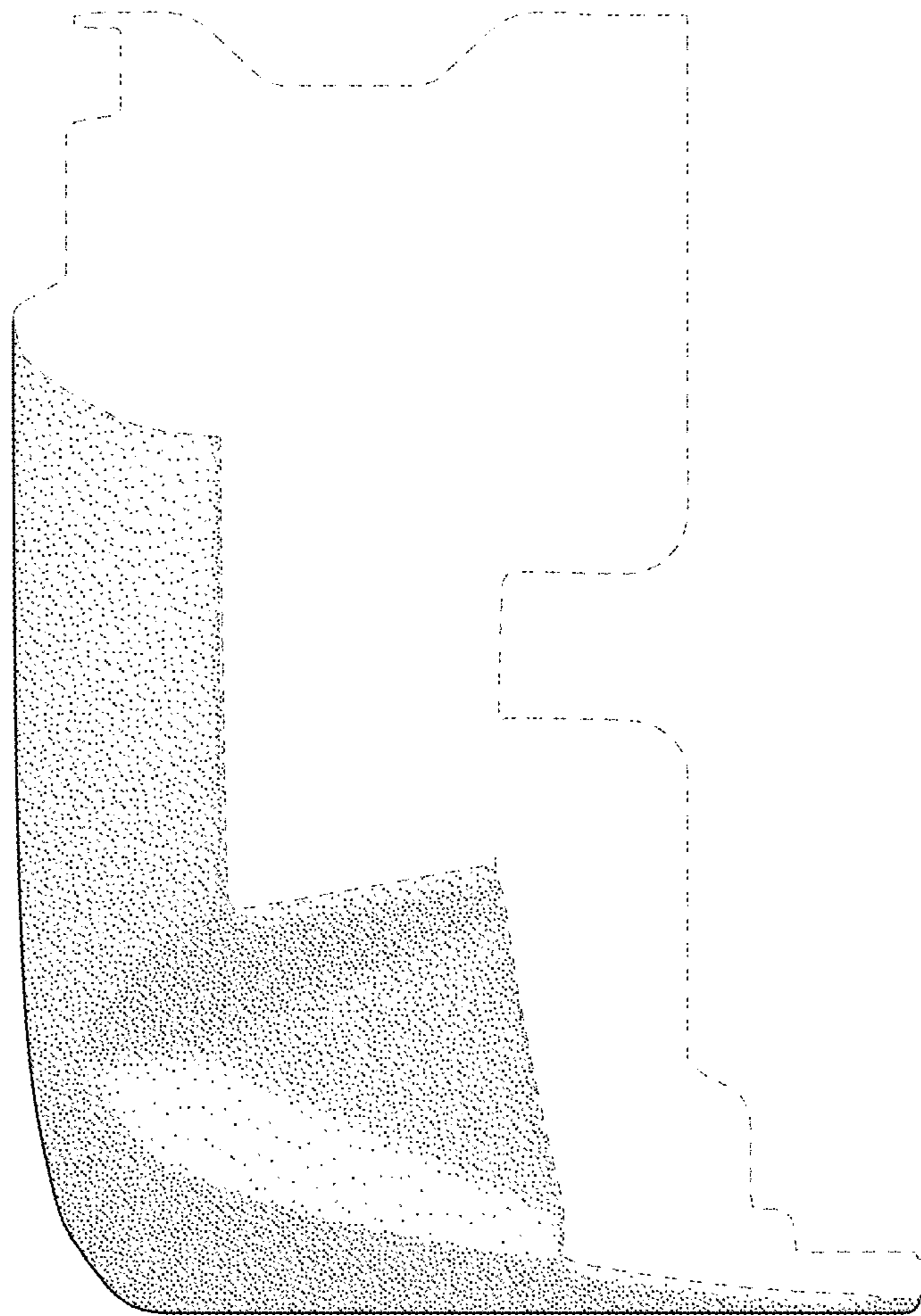


FIG. 6

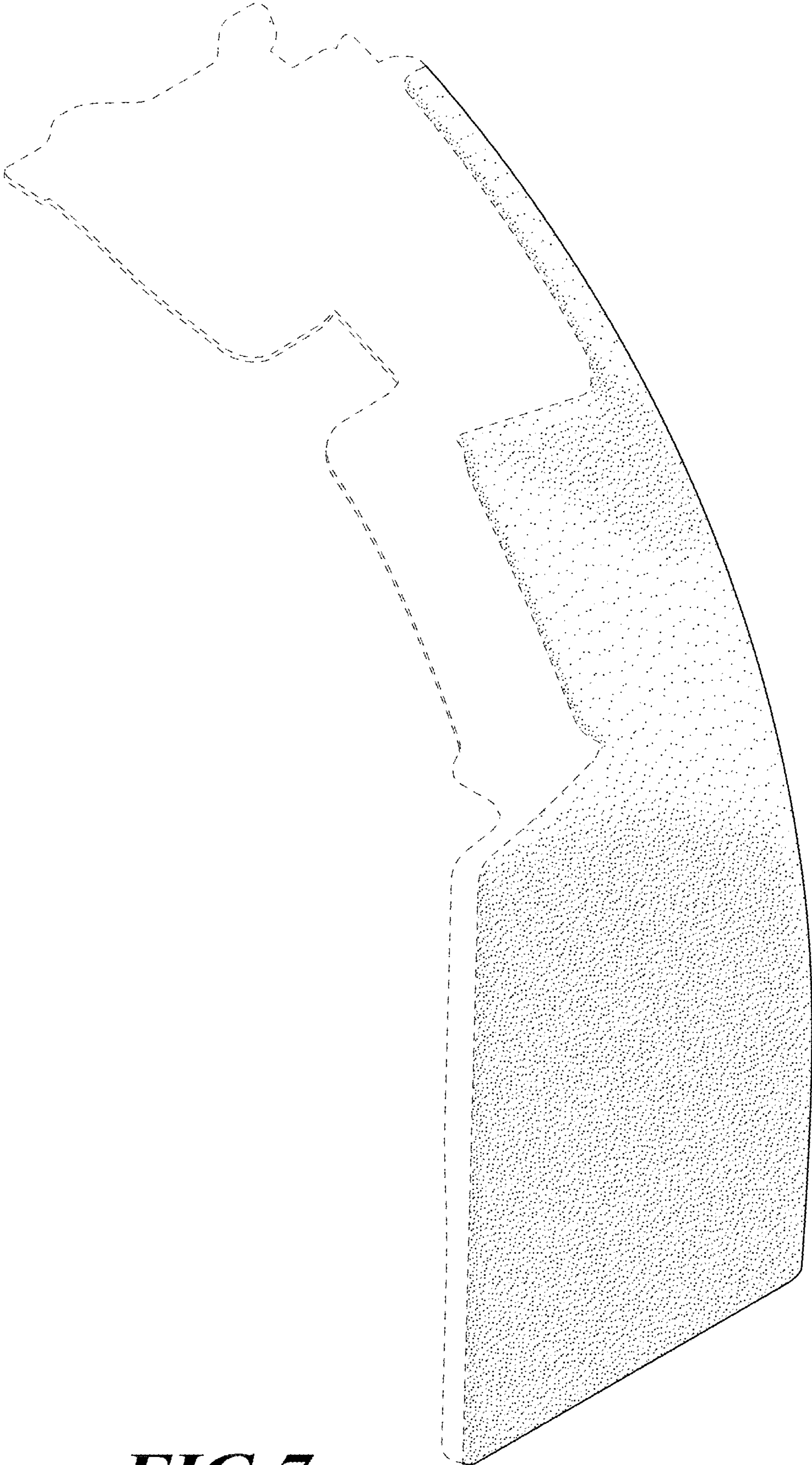


FIG. 7

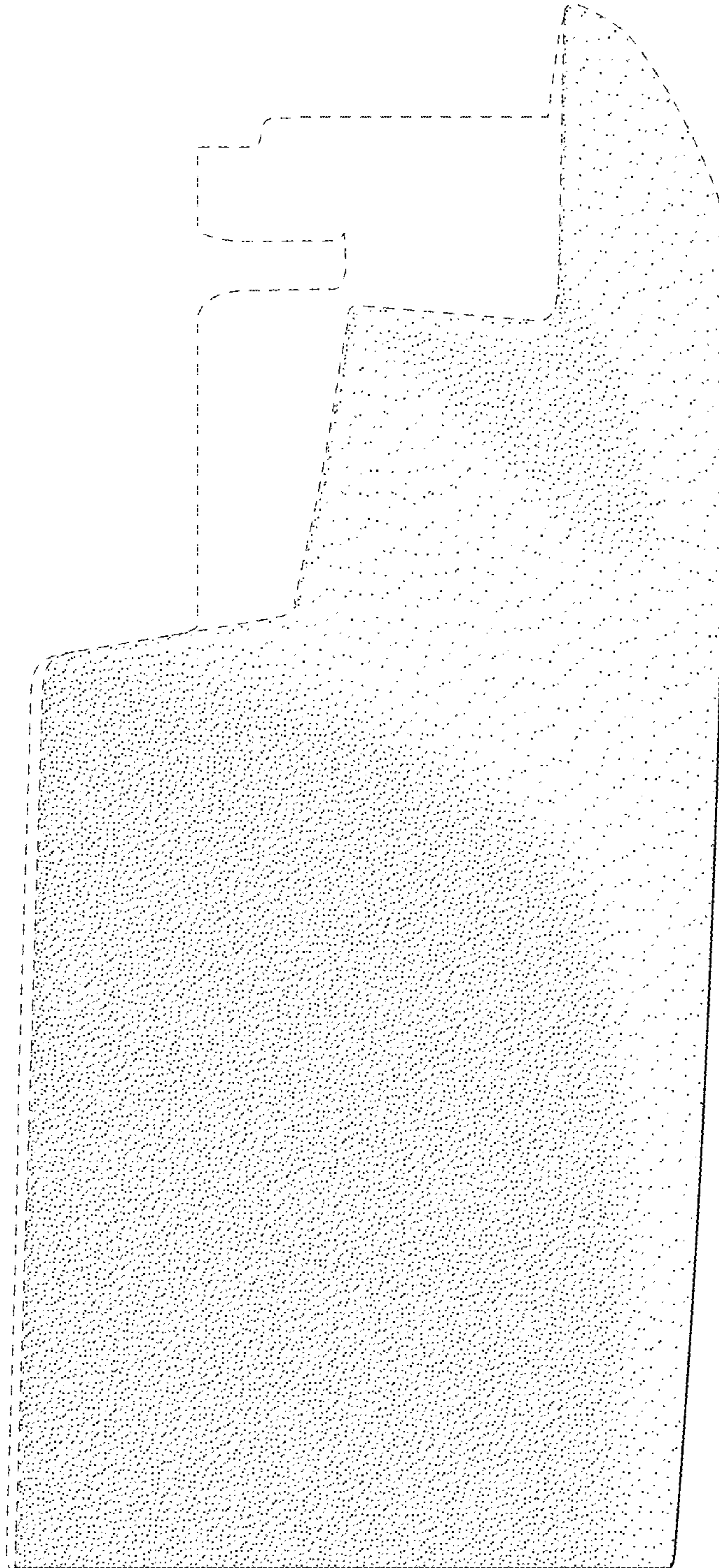


FIG. 8




FIG. 9

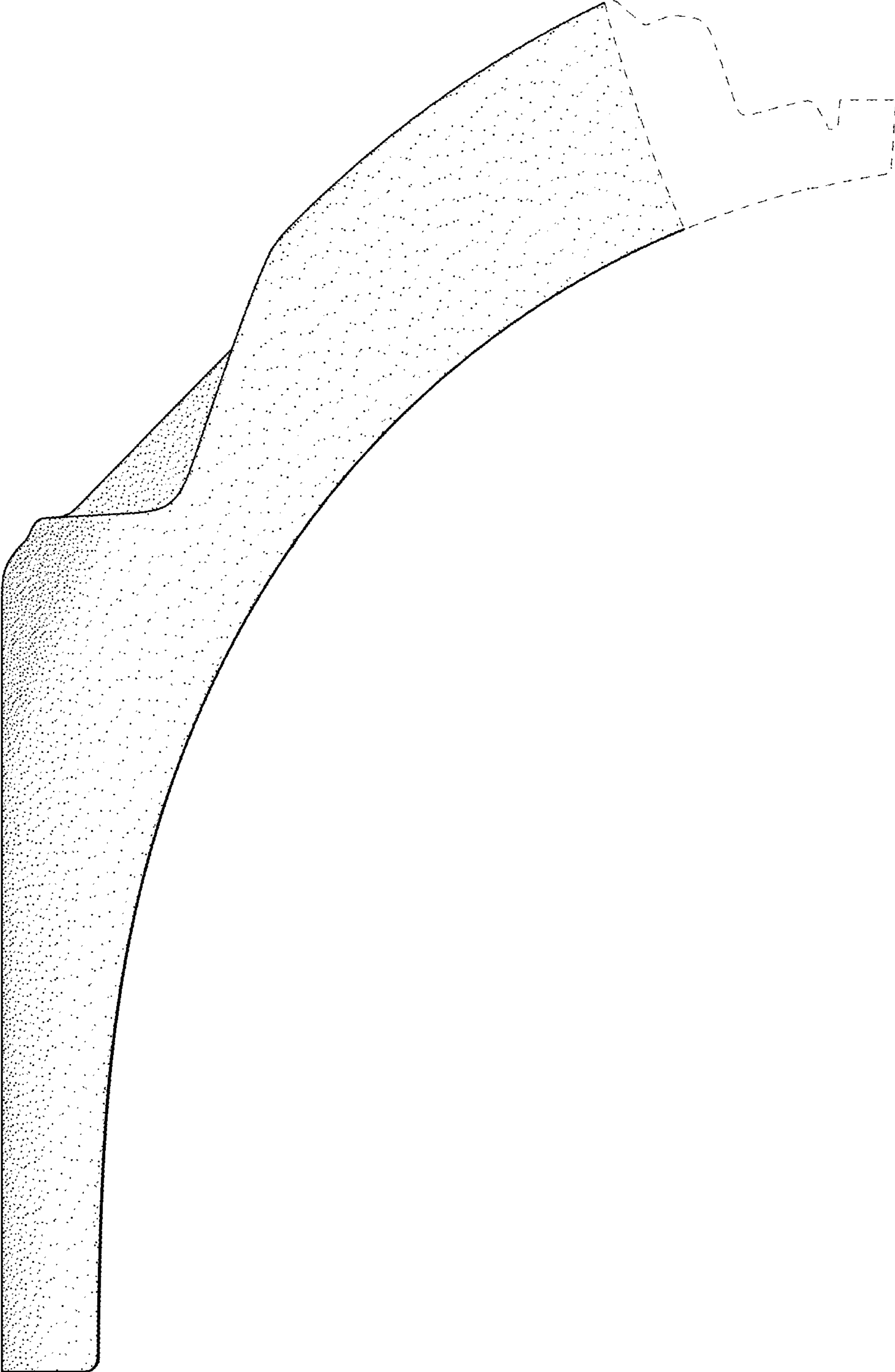


FIG. 10




FIG. 11

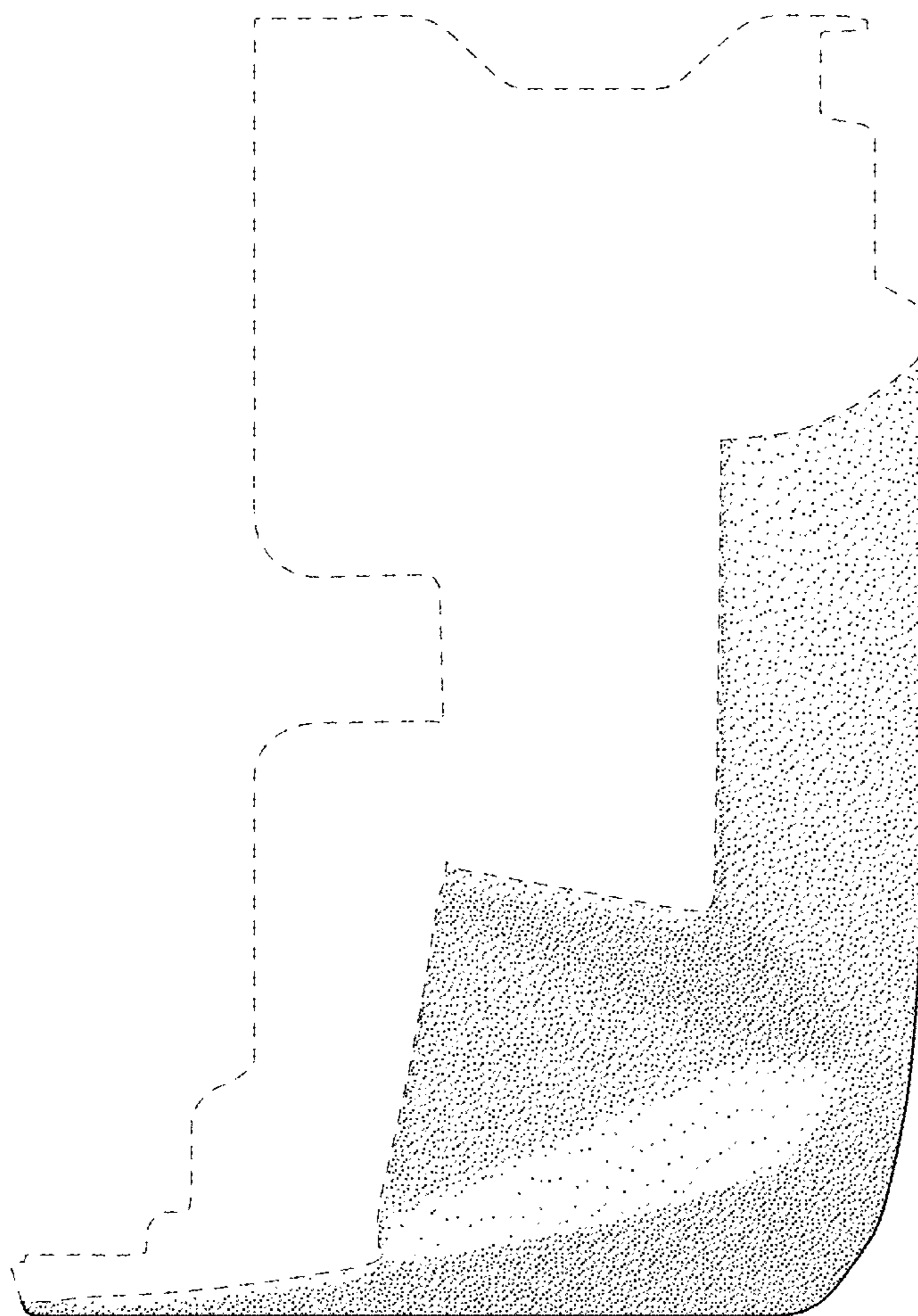


FIG. 12