



US00D935362S

(12) **United States Design Patent**
Zheng

(10) **Patent No.:** **US D935,362 S**

(45) **Date of Patent:** **** Nov. 9, 2021**

(54) **WINDSHIELD COVER AND PROTECTOR**

(71) Applicant: **Jie Zheng**, Guangdong (CN)

(72) Inventor: **Jie Zheng**, Guangdong (CN)

(**) Term: **15 Years**

(21) Appl. No.: **29/751,318**

(22) Filed: **Sep. 21, 2020**

(51) **LOC (13) Cl.** **12-16**

(52) **U.S. Cl.**
USPC **D12/183**

(58) **Field of Classification Search**
USPC D12/182, 183, 190, 191, 401, 404
CPC B60J 1/2002; B60J 3/0204; B60J 1/2005;
B60J 1/20; B60J 3/0208; B60J 3/02
See application file for complete search history.

(56) **References Cited**

U.S. PATENT DOCUMENTS

D719,882 S	12/2014	Brown et al.	
D721,628 S *	1/2015	Eskandry	D12/183
D733,020 S *	6/2015	Queen	D12/183
D746,192 S *	12/2015	Balfour	D12/183
D756,868 S *	5/2016	Shu	D12/183
D757,618 S *	5/2016	Richardson	D12/183
D773,969 S *	12/2016	Akins	D12/183

D776,028 S *	1/2017	Martinez	D12/183
D797,622 S *	9/2017	Taylor	D12/183
D801,244 S *	10/2017	Shu	D12/183
D828,253 S *	9/2018	Mao	D12/183
D886,696 S *	6/2020	Holt	D12/183
D920,198 S *	5/2021	Jia	D12/183

* cited by examiner

Primary Examiner — Katrina A Betton

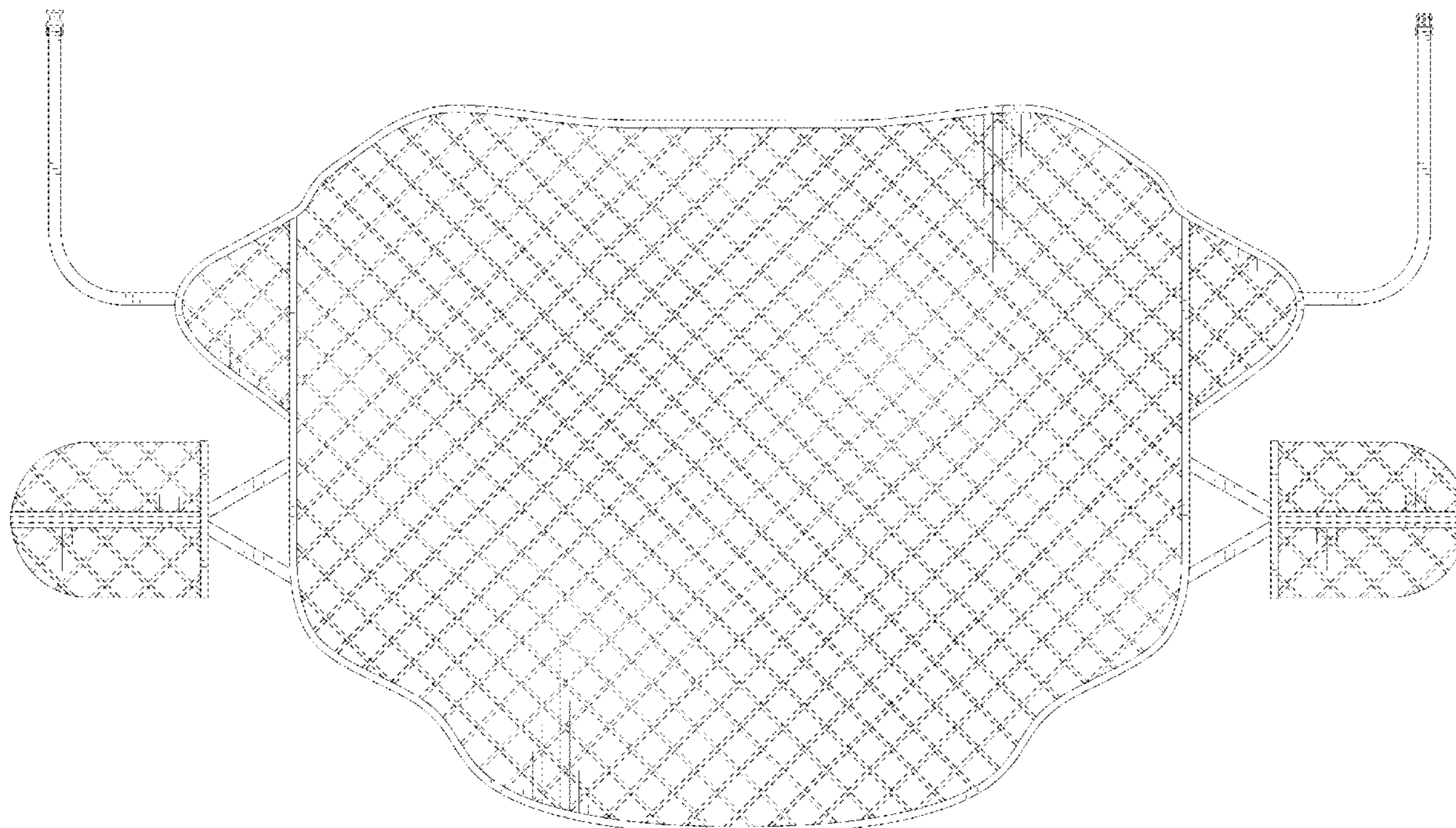
(57) **CLAIM**

The ornamental design for a windshield cover and protector, as shown and described.

DESCRIPTION

FIG. 1 is a front perspective view of a windshield cover and protector, showing my new design;
 FIG. 2 is a rear perspective view thereof;
 FIG. 3 is a front elevational view thereof;
 FIG. 4 is a rear elevational view thereof;
 FIG. 5 is a left side elevational view thereof;
 FIG. 6 is a right side elevational view thereof;
 FIG. 7 is a top plan view thereof;
 FIG. 8 is a bottom plan view thereof; and,
 FIG. 9 is a perspective view thereof, showing the windshield cover and protector in a using position.
 The broken lines in the figures illustrate portions of the article that form no part of the claimed design. The broken lines showing of a car in FIG. 9 depict environmental structure that form no part of the claimed design.

1 Claim, 9 Drawing Sheets



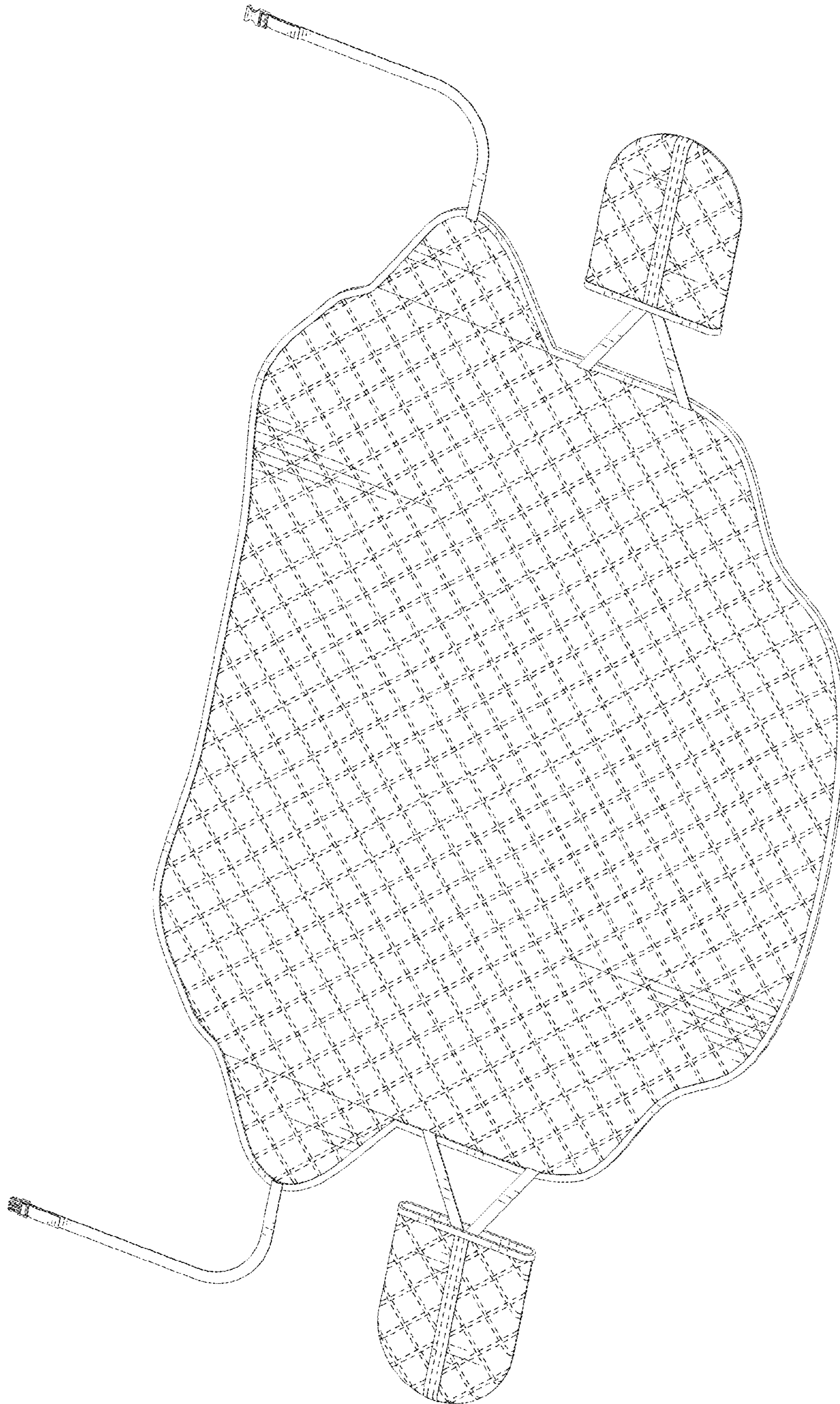


FIG. 1

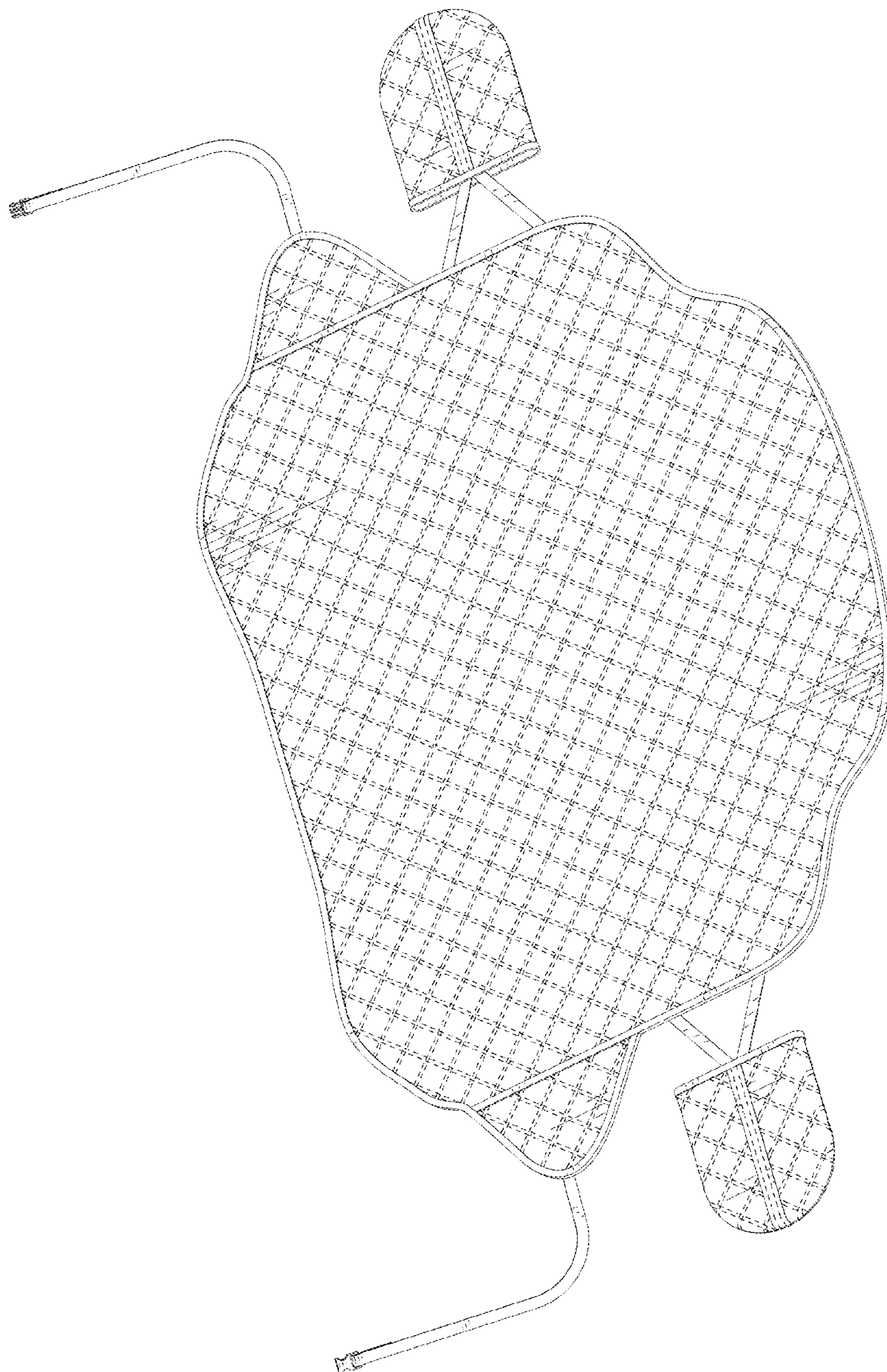


FIG. 2




FIG. 3

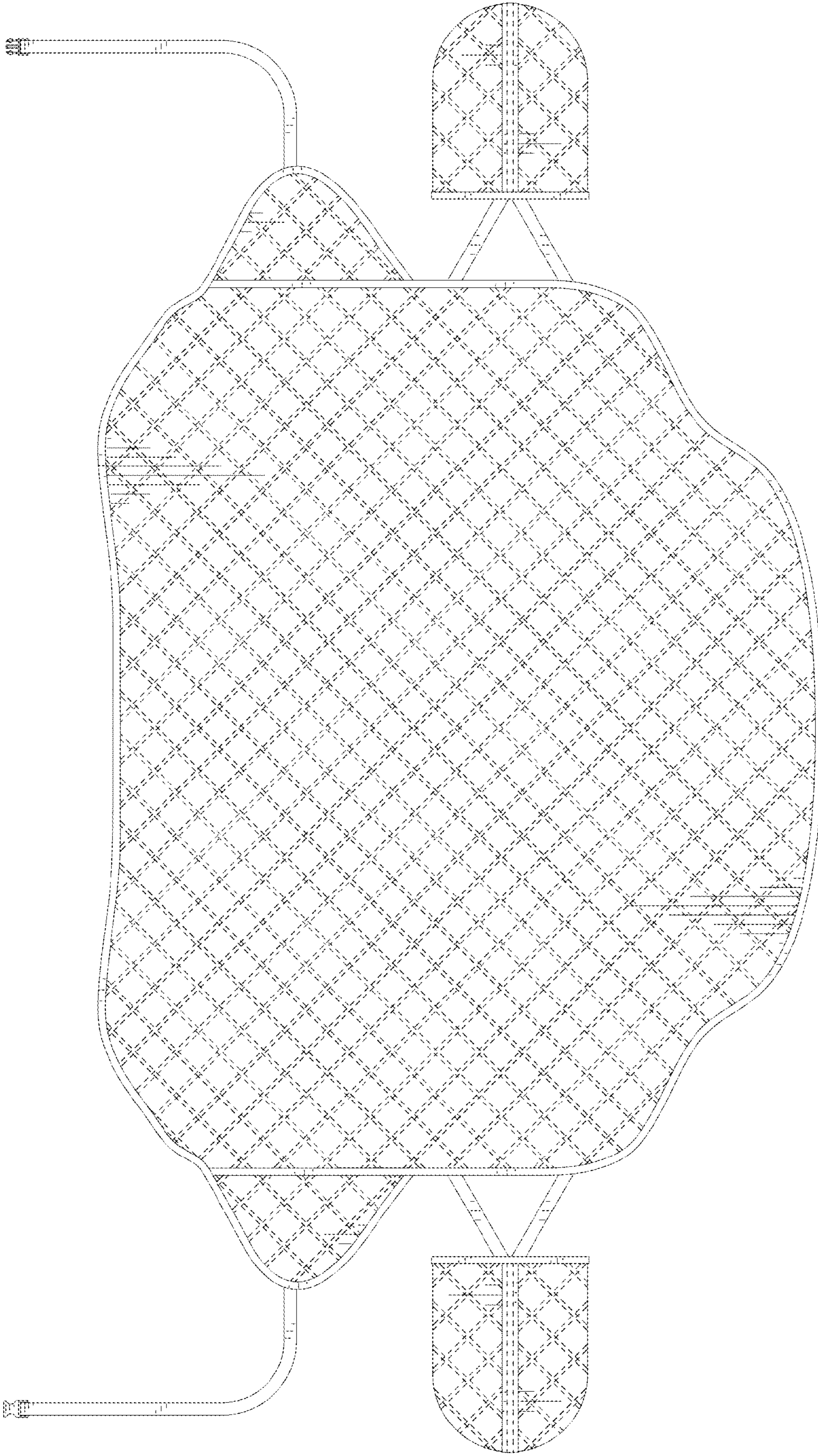


FIG. 4

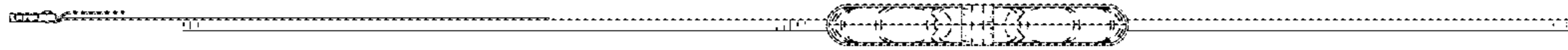


FIG. 5

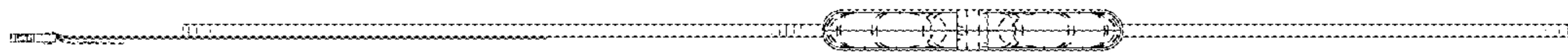


FIG. 6




FIG. 7




FIG. 8

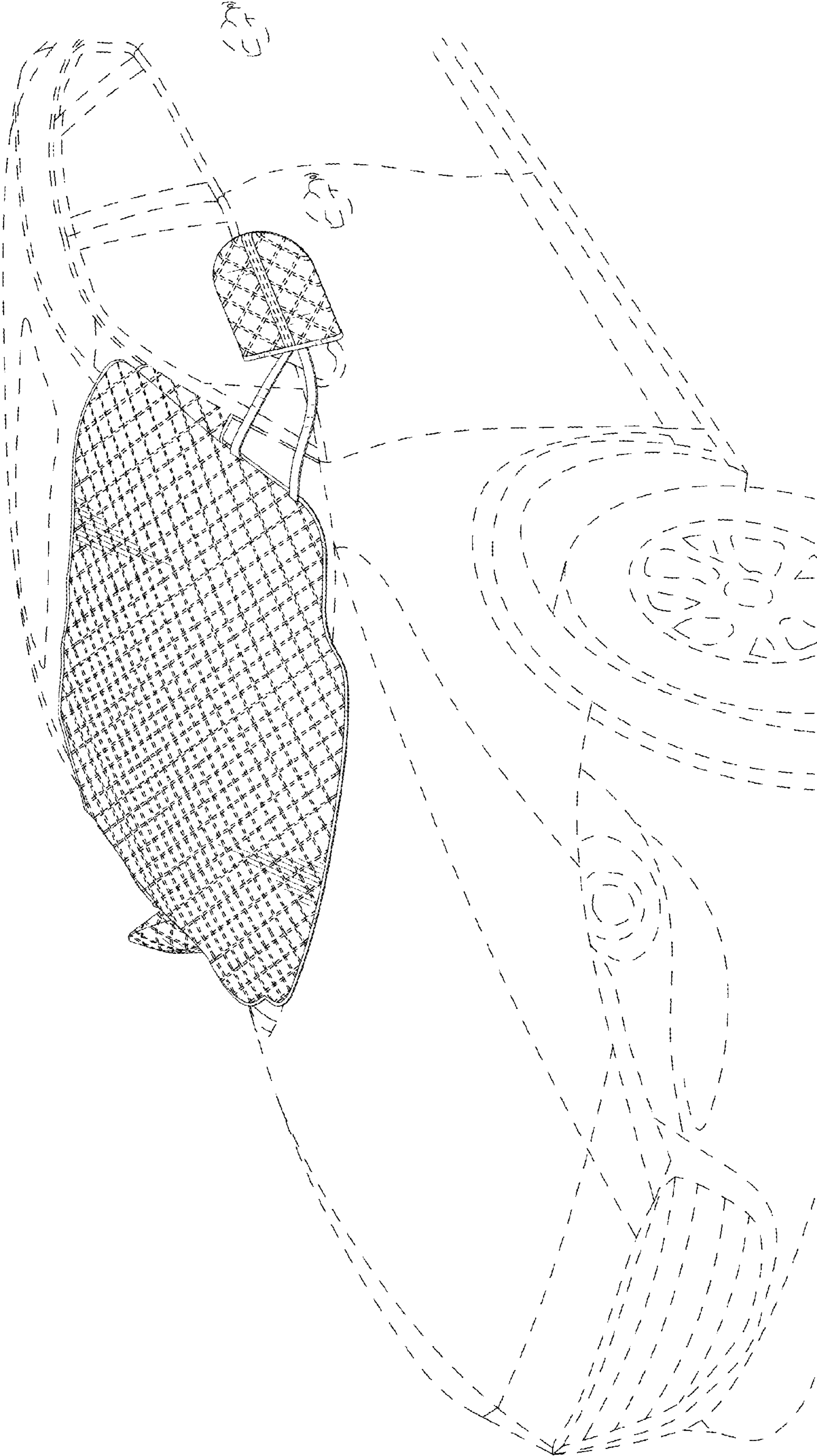


FIG. 9