



US00D935359S

(12) **United States Design Patent** (10) **Patent No.:** **US D935,359 S**
Schell (45) **Date of Patent:** **** Nov. 9, 2021**

(54) **VEHICLE BUMPER UNIT**
(71) Applicant: **VOLKSWAGEN AKTIENGESELLSCHAFT,**
Wolfsburg (DE)
(72) Inventor: **Felix Schell,** Wolfsburg (DE)
(73) Assignee: **VOLKSWAGEN AKTIENGESELLSCHAFT,**
Wolfsburg (DE)

D843,277 S * 3/2019 Ojea D12/169
D845,850 S * 4/2019 Kang D12/169
D847,045 S * 4/2019 Whitla D12/169
D860,074 S * 9/2019 Beckies D12/169
D875,625 S * 2/2020 Wheel D12/169
D876,279 S * 2/2020 Mayer D12/91
D878,257 S * 3/2020 Iida D12/169
D887,325 S * 6/2020 Kezha D12/169
D904,249 S * 12/2020 Bischoff D12/169
D904,250 S * 12/2020 Wheel D12/169
D906,175 S * 12/2020 Mayer D12/91
D909,930 S * 2/2021 Patel D12/169
D913,875 S * 3/2021 Bischoff D12/169
D913,876 S * 3/2021 Bischoff D12/169

(**) Term: **15 Years**

(21) Appl. No.: **29/752,169**

(22) Filed: **Sep. 25, 2020**

(30) **Foreign Application Priority Data**

May 5, 2020 (WO) WIPO94578

(51) **LOC (13) Cl.** **12-16**

(52) **U.S. Cl.**
USPC **D12/169**

(58) **Field of Classification Search**
USPC D12/169, 163, 196, 86, 90-92;
296/180.1, 180.2; 293/102, 113, 115,
293/117, 120
CPC B60R 19/52; B60R 2019/25; B62D 25/084
See application file for complete search history.

(56) **References Cited**

U.S. PATENT DOCUMENTS

D814,985 S * 4/2018 Peat D12/169
D820,739 S * 6/2018 Suga D12/169
D824,300 S * 7/2018 Badstuebner D12/169
D841,535 S * 2/2019 Buckingham D12/169
D841,536 S * 2/2019 Ojea D12/169

FOREIGN PATENT DOCUMENTS

DE 096514 5/2017

* cited by examiner

Primary Examiner — Melody N Brown

(74) *Attorney, Agent, or Firm* — Lucas & Mercanti, LLP;
Klaus P. Stoffel


(57) **CLAIM**

The ornamental design for a vehicle bumper unit, as shown and described.

DESCRIPTION

FIG. 1 is a rear and left side perspective view of a vehicle bumper unit showing my new design;
FIG. 2 is a front and right side perspective view thereof;
FIG. 3 is a front view thereof;
FIG. 4 is a rear view thereof;
FIG. 5 is a left side view thereof;
FIG. 6 is a right side view thereof;
FIG. 7 is a top view thereof; and,
FIG. 8 is a bottom view thereof.

1 Claim, 8 Drawing Sheets



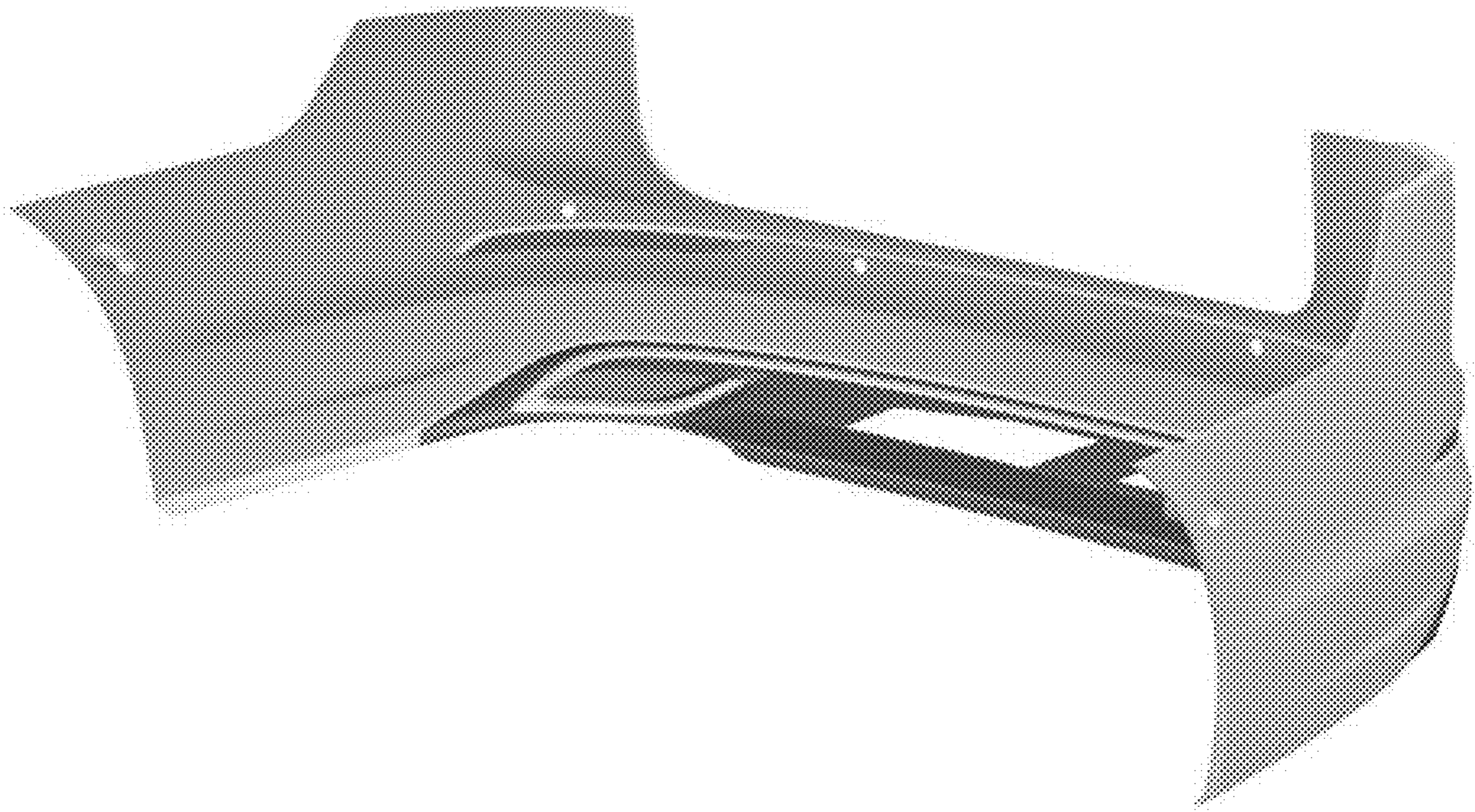


Fig. 1

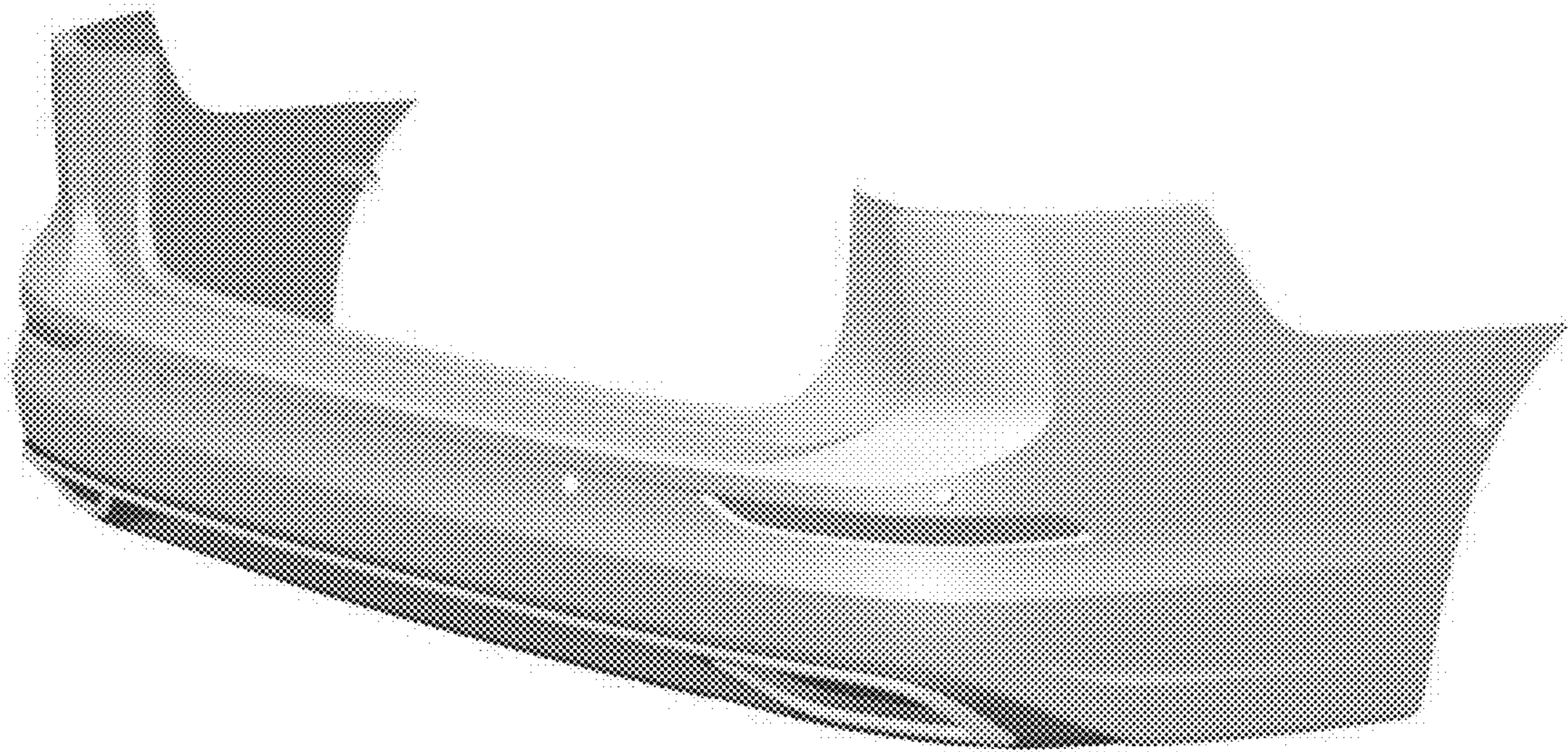


Fig. 2




Fig. 3




Fig. 4

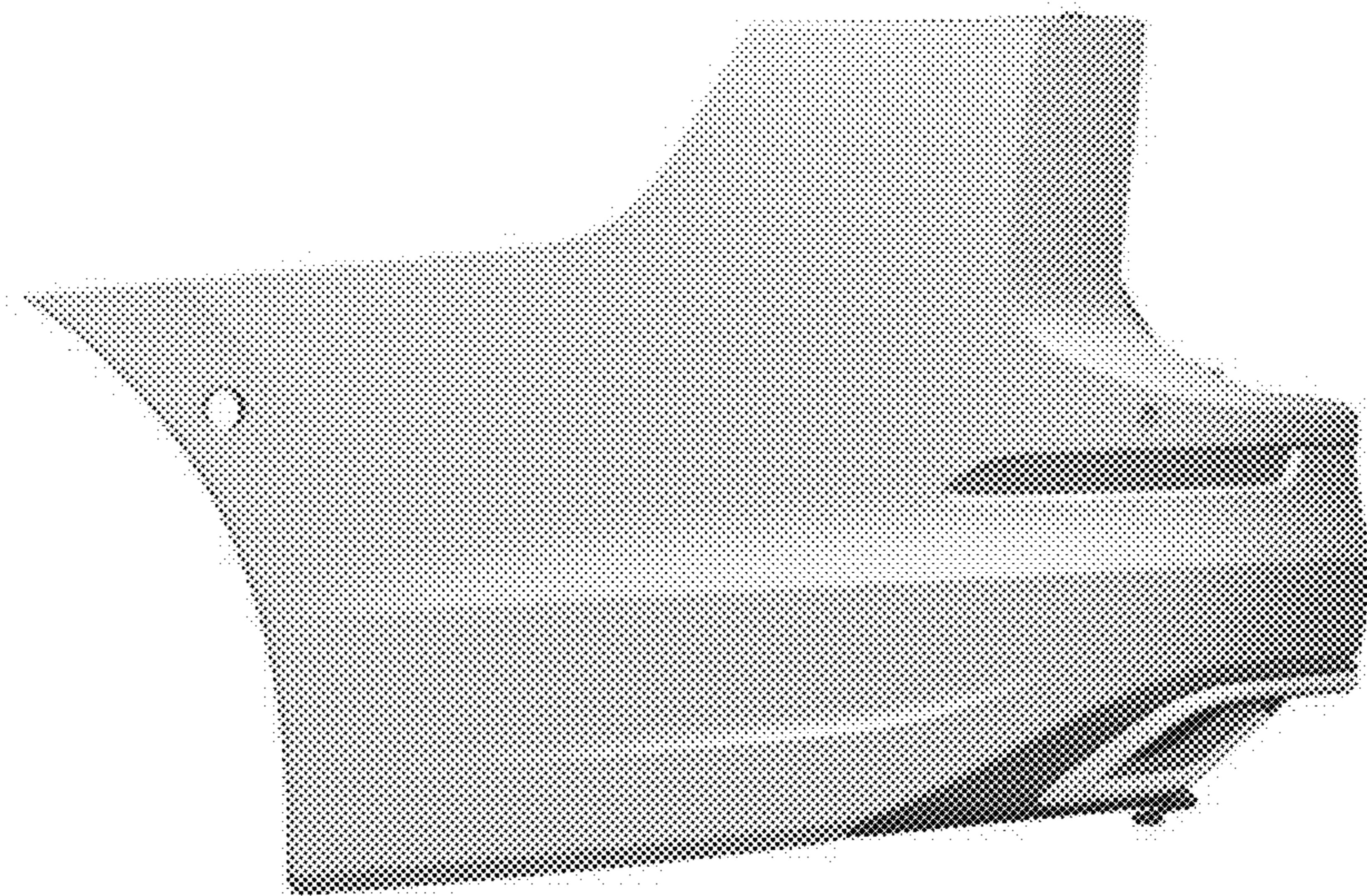


Fig. 5




Fig. 6




Fig. 7



Fig. 8