



US00D935356S

(12) **United States Design Patent** (10) **Patent No.:** **US D935,356 S**
Patel (45) **Date of Patent:** **** Nov. 9, 2021**

(54) **FRONT BUMPER FOR AN AUTOMOBILE**

(71) Applicant: **Nissan Motor Co., Ltd.**, Kanagawa (JP)

(72) Inventor: **Hiren Patel**, San Diego, CA (US)

(73) Assignee: **Nissan Motor Co., Ltd.**, Yokohama (JP)

(**) Term: **15 Years**

(21) Appl. No.: **29/736,015**

(22) Filed: **May 27, 2020**

(30) **Foreign Application Priority Data**

Nov. 28, 2019 (JP) 2019-026365

(51) **LOC (13) Cl.** **12-16**

(52) **U.S. Cl.**
USPC **D12/169**

(58) **Field of Classification Search**
USPC D12/169, 163, 196, 86, 90-92;
296/180.1, 180.2; 293/102, 113, 115,
293/117, 120

CPC B60R 19/52; B60R 2019/25; B62D 25/084
See application file for complete search history.

(56) **References Cited**

U.S. PATENT DOCUMENTS

D561,662 S * 2/2008 Ellis D12/169
D578,939 S * 10/2008 Tachibana D12/169
D586,709 S * 2/2009 Saridakis D12/169
D606,912 S * 12/2009 Sahs D12/169
D631,406 S * 1/2011 Kuze D12/169
D664,483 S * 7/2012 Platto D12/169
D668,594 S * 10/2012 Davidson D12/169

D739,315 S * 9/2015 Blanski D12/169
D746,734 S * 1/2016 Wolff D12/169
D812,527 S * 3/2018 Perkins D12/169
D812,528 S * 3/2018 Nakamura D12/169
D850,998 S * 6/2019 Woodhouse D12/169
D856,866 S * 8/2019 Lucas D12/169
D860,883 S * 9/2019 Heo D12/167
D863,148 S * 10/2019 Woodhouse D12/169
D889,331 S * 7/2020 O'Donnell D12/169
D902,798 S * 11/2020 Hamilton D12/169
D913,168 S * 3/2021 Yoneyama D12/169
D918,101 S * 5/2021 Gay D12/169

* cited by examiner

Primary Examiner — Melody N Brown

(74) *Attorney, Agent, or Firm* — Global IP Counselors, LLP

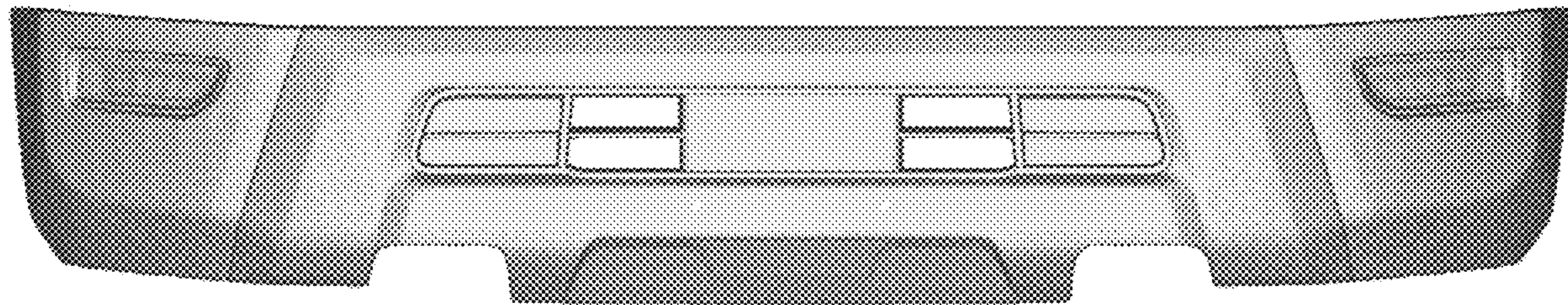
(57) **CLAIM**

The ornamental design for a front bumper for an automobile, as shown and described.

DESCRIPTION

FIG. 1 is a front elevational view of a front bumper for an automobile showing my new design;
FIG. 2 is a top plan view thereof;
FIG. 3 is a bottom plan view thereof;
FIG. 4 is a left side elevational view thereof;
FIG. 5 is a right side elevational view thereof;
FIG. 6 is a front and left side perspective view thereof; and,
FIG. 7 is a front and right side perspective view thereof.
The rear view of the front bumper forms no part of the claimed design. The inside surfaces of the front bumper, shown in broken lines in FIGS. 2 and 6, form no part of the claimed design since the inside surfaces are hidden when the front bumper is mounted to the automobile.

1 Claim, 7 Drawing Sheets



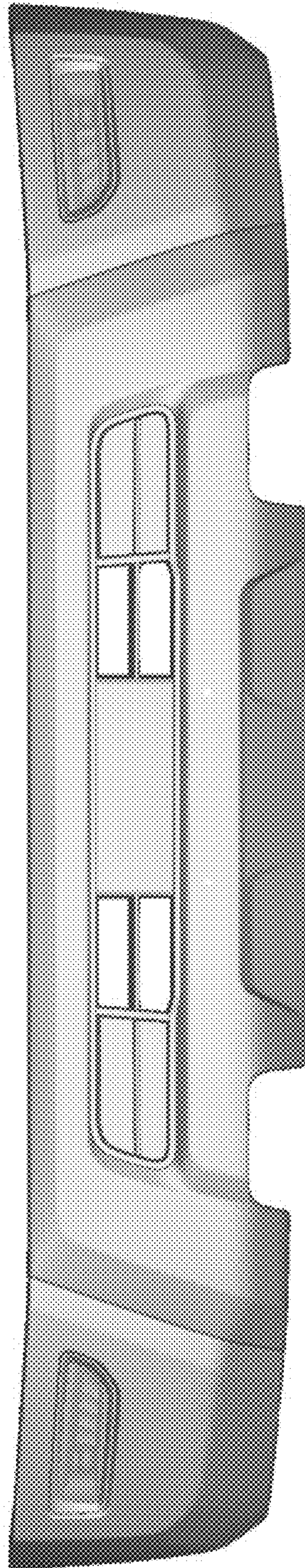


FIG. 1

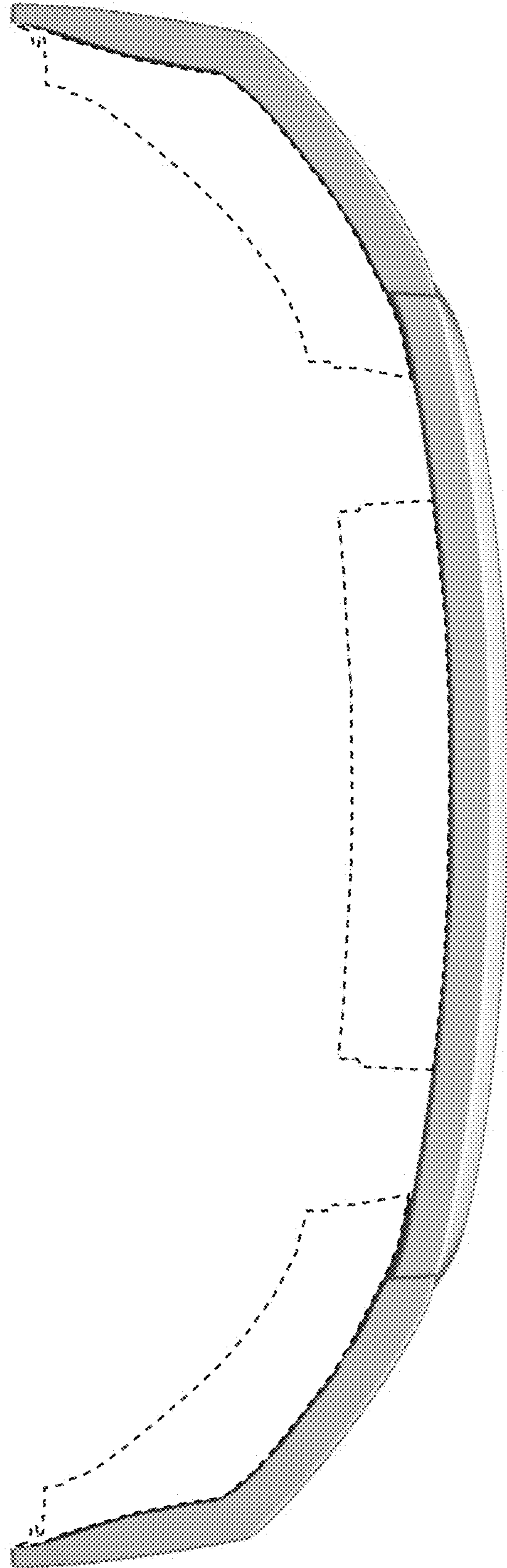


FIG. 2




FIG. 3

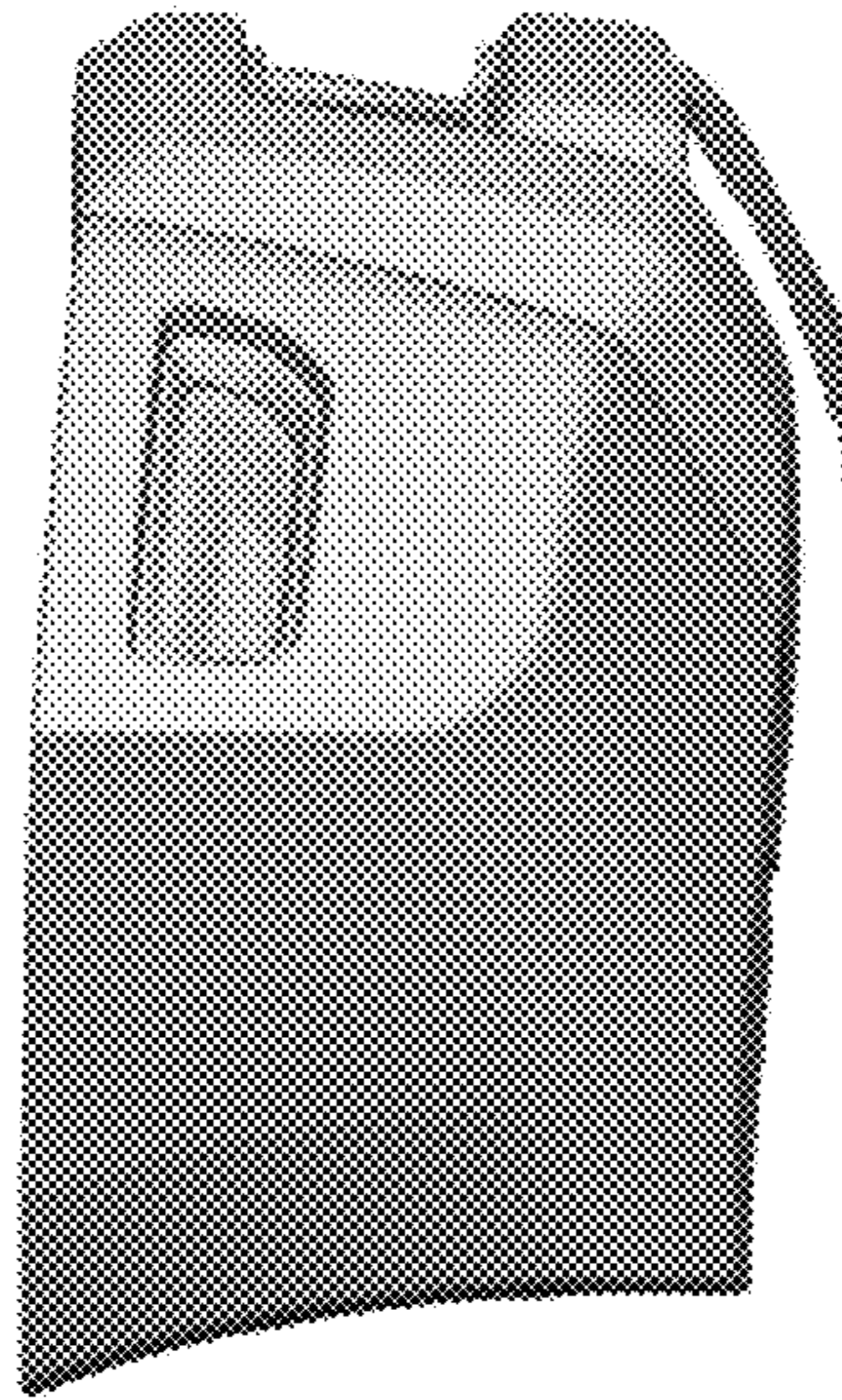


FIG. 4

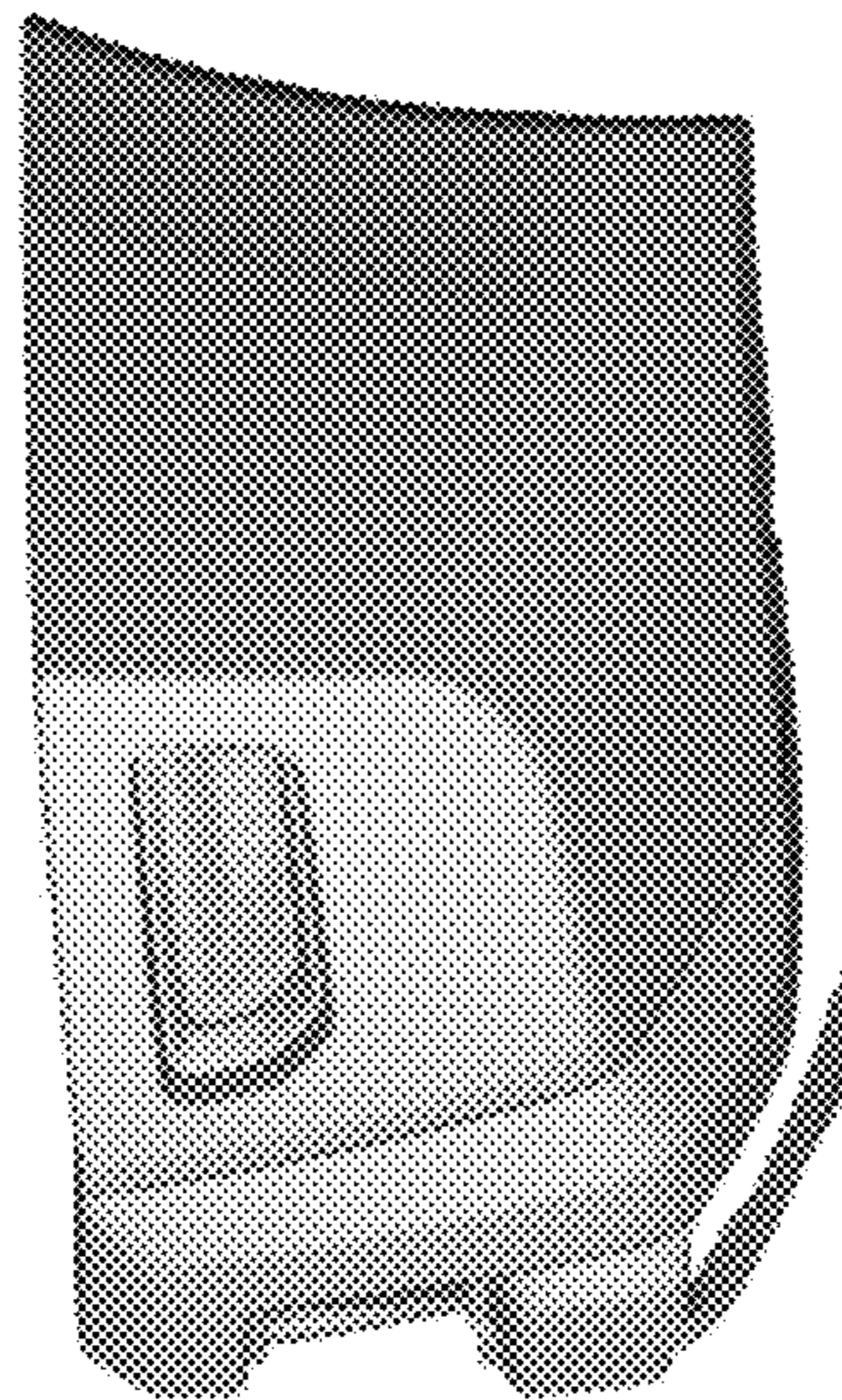


FIG. 5

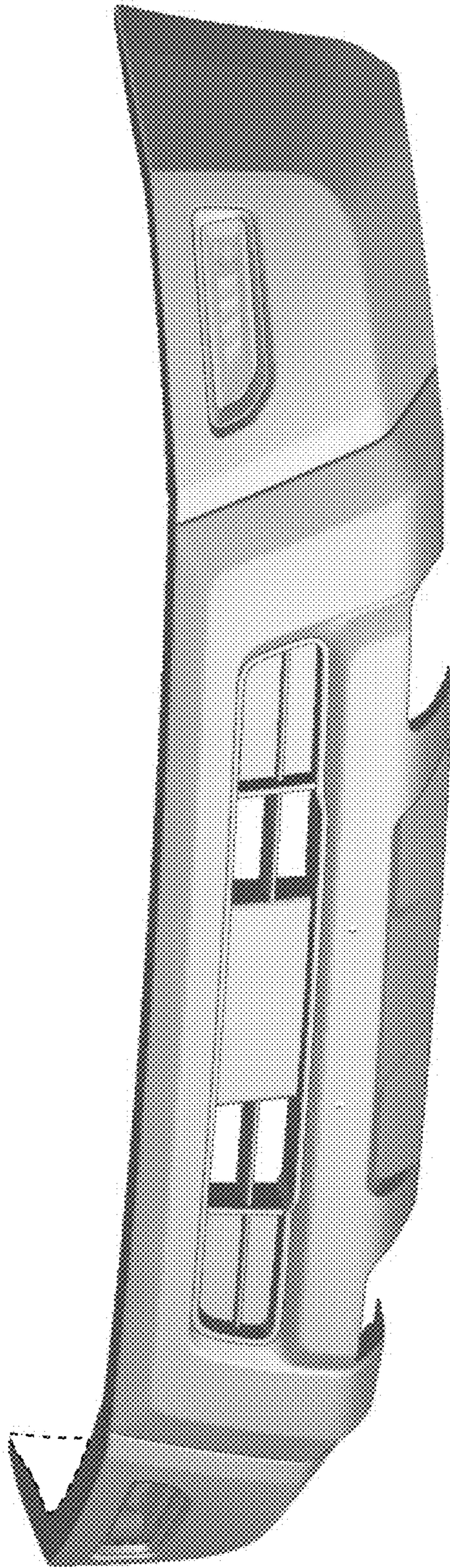


FIG. 6

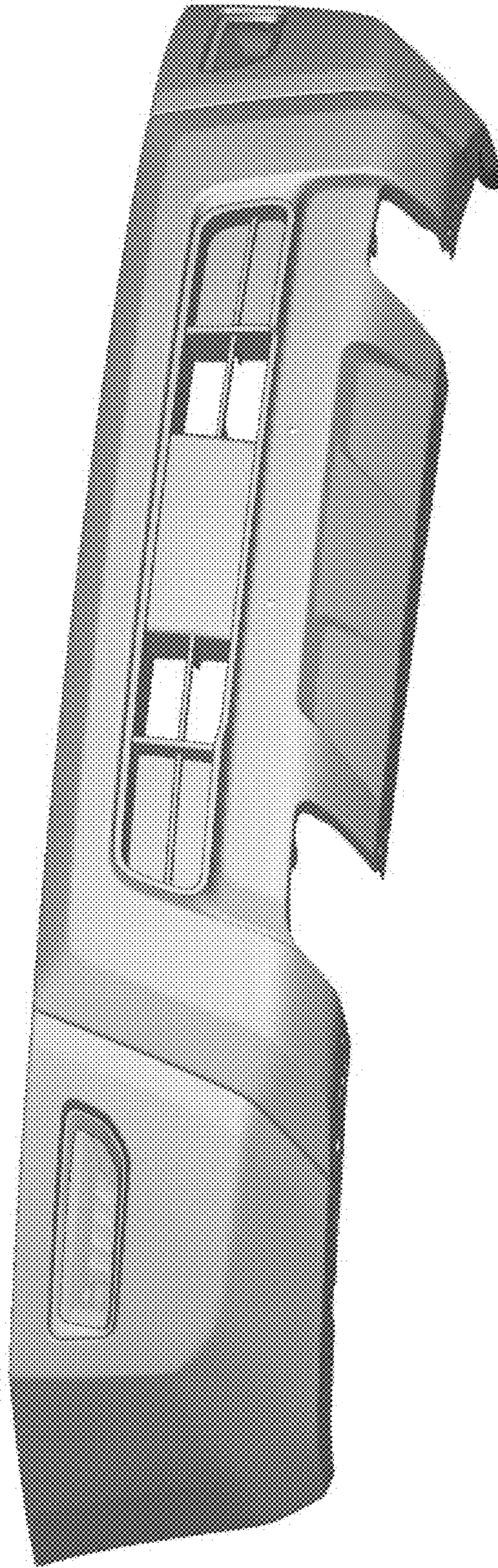


FIG. 7