



US00D935355S

(12) **United States Design Patent** (10) **Patent No.:** **US D935,355 S**  
**Patel** (45) **Date of Patent:** **\*\* Nov. 9, 2021**

(54) **FRONT BUMPER FOR AN AUTOMOBILE**

(71) Applicant: **Nissan Motor Co., Ltd.**, Kanagawa (JP)

(72) Inventor: **Hiren Patel**, San Diego, CA (US)

(73) Assignee: **Nissan Motor Co., Ltd.**, Yokohama (JP)

(\*\*) Term: **15 Years**

(21) Appl. No.: **29/736,014**

(22) Filed: **May 27, 2020**

(30) **Foreign Application Priority Data**

Nov. 28, 2019 (JP) ..... 2019-026364

(51) **LOC (13) Cl.** ..... **12-16**

(52) **U.S. Cl.**  
USPC ..... **D12/169**

(58) **Field of Classification Search**  
USPC ..... D12/169, 163, 196, 86, 90-92;  
296/180.1, 180.2; 293/102, 113, 115,  
293/117, 120  
CPC .... B60R 19/52; B60R 2019/25; B62D 25/084  
See application file for complete search history.

(56) **References Cited**

**U.S. PATENT DOCUMENTS**

- D561,662 S \* 2/2008 Ellis ..... D12/169
- D578,939 S \* 10/2008 Tachibana ..... D12/169
- D586,709 S \* 2/2009 Saridakis ..... D12/169
- D606,912 S \* 12/2009 Sahs ..... D12/169
- D631,406 S \* 1/2011 Kuze ..... D12/169
- D664,483 S \* 7/2012 Platto ..... D12/169

- D668,594 S \* 10/2012 Davidson ..... D12/169
- D739,315 S \* 9/2015 Blanski ..... D12/169
- D746,734 S \* 1/2016 Wolff ..... D12/169
- D812,527 S \* 3/2018 Perkins ..... D12/169
- D812,528 S \* 3/2018 Nakamura ..... D12/169
- D850,998 S \* 6/2019 Woodhouse ..... D12/169
- D856,866 S \* 8/2019 Lucas ..... D12/169
- D860,883 S \* 9/2019 Heo ..... D12/167
- D863,148 S \* 10/2019 Woodhouse ..... D12/169
- D913,168 S \* 3/2021 Yoneyama ..... D12/169
- D918,101 S \* 5/2021 Gay ..... D12/169

\* cited by examiner

*Primary Examiner* — Melody N Brown

(74) *Attorney, Agent, or Firm* — Global IP Counselors, LLP

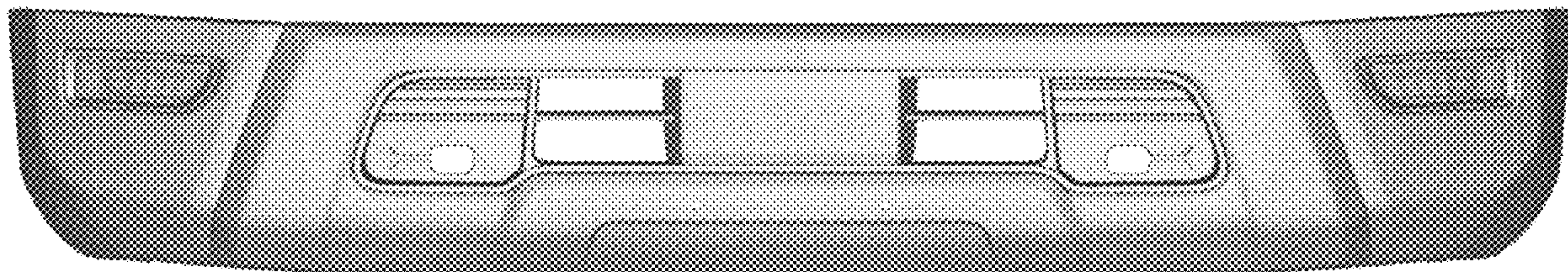
(57) **CLAIM**

The ornamental design for a front bumper for an automobile, as shown and described.

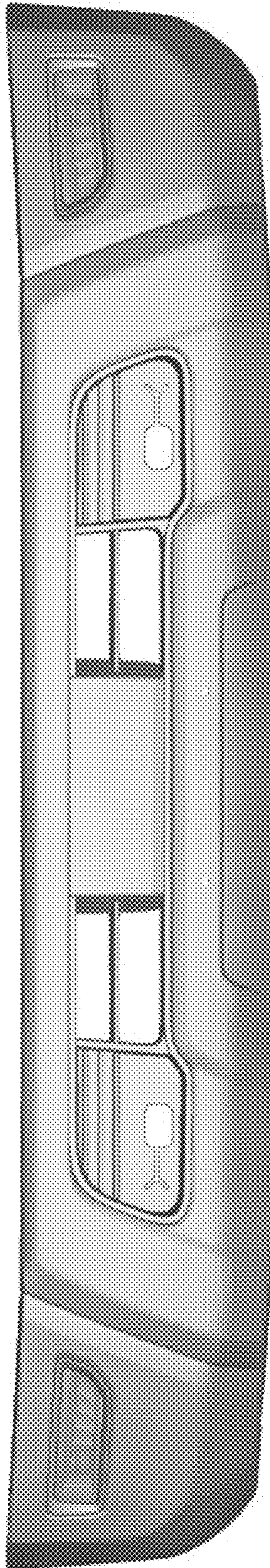
**DESCRIPTION**

FIG. 1 is a front elevational view of a front bumper for an automobile showing my new design; FIG. 2 is a top plan view thereof; FIG. 3 is a bottom plan view thereof; FIG. 4 is a left side elevational view thereof; FIG. 5 is a right side elevational view thereof; FIG. 6 is a front and left side perspective view thereof; and, FIG. 7 is a front and right side perspective view thereof. The rear view of the front bumper for an automobile forms no part of the claimed design. The inside surfaces of the front bumper for an automobile, shown in broken lines in FIGS. 2 and 6, form no part of the claimed design since the inside surfaces are hidden when the front bumper for an automobile is mounted to the automobile.

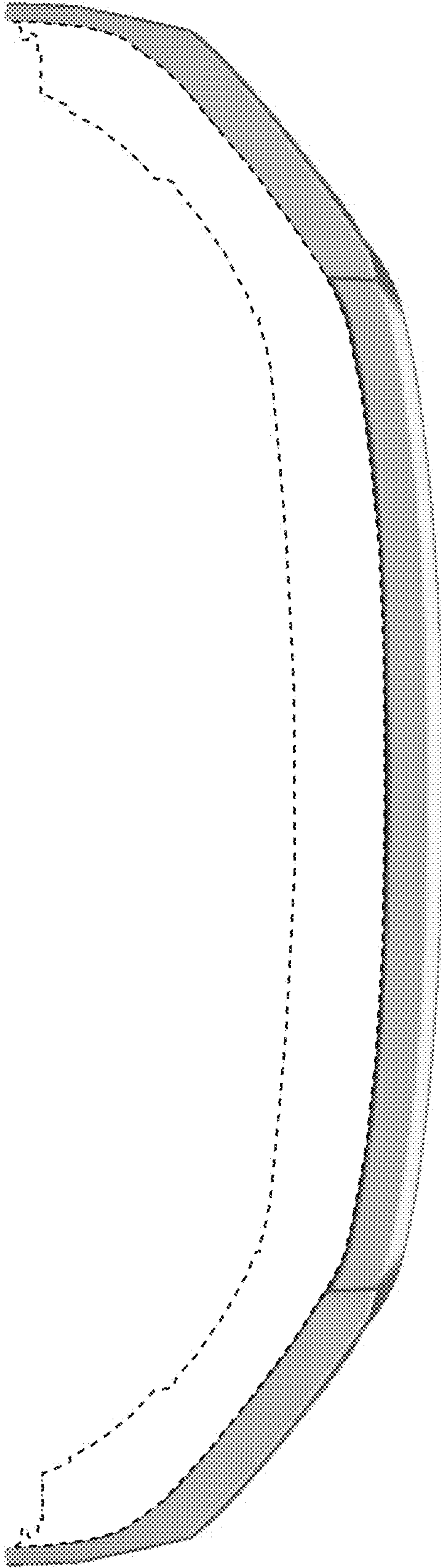
**1 Claim, 7 Drawing Sheets**







**FIG. 1**



**FIG. 2**








FIG. 3

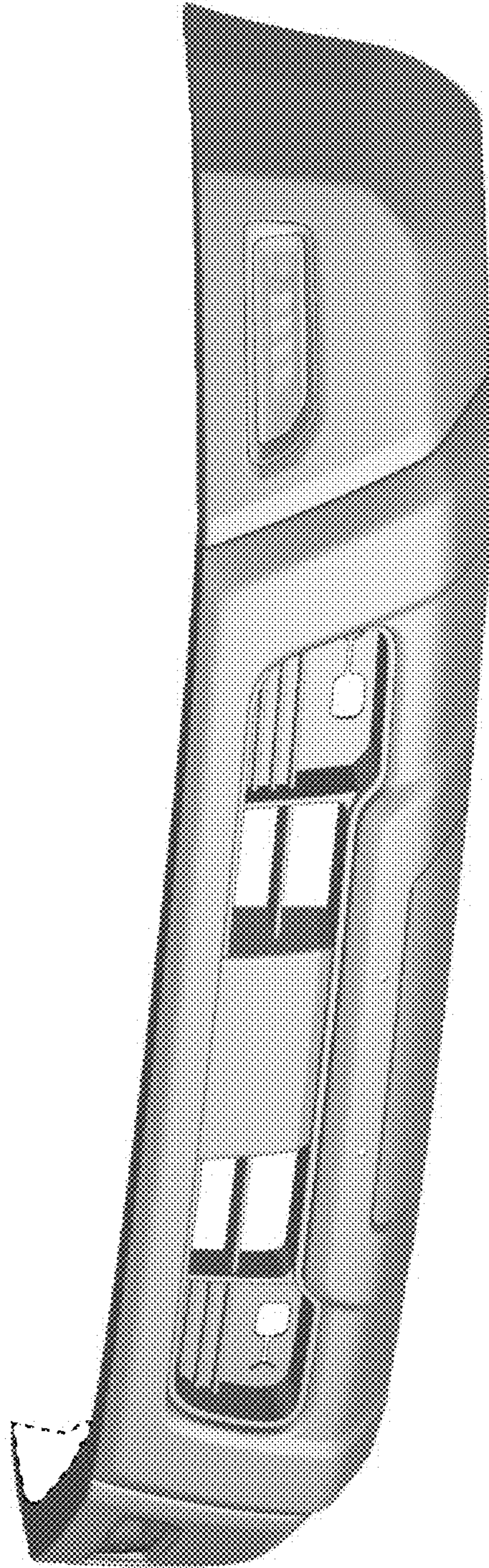


**FIG. 4**



**FIG. 5**





**FIG. 6**

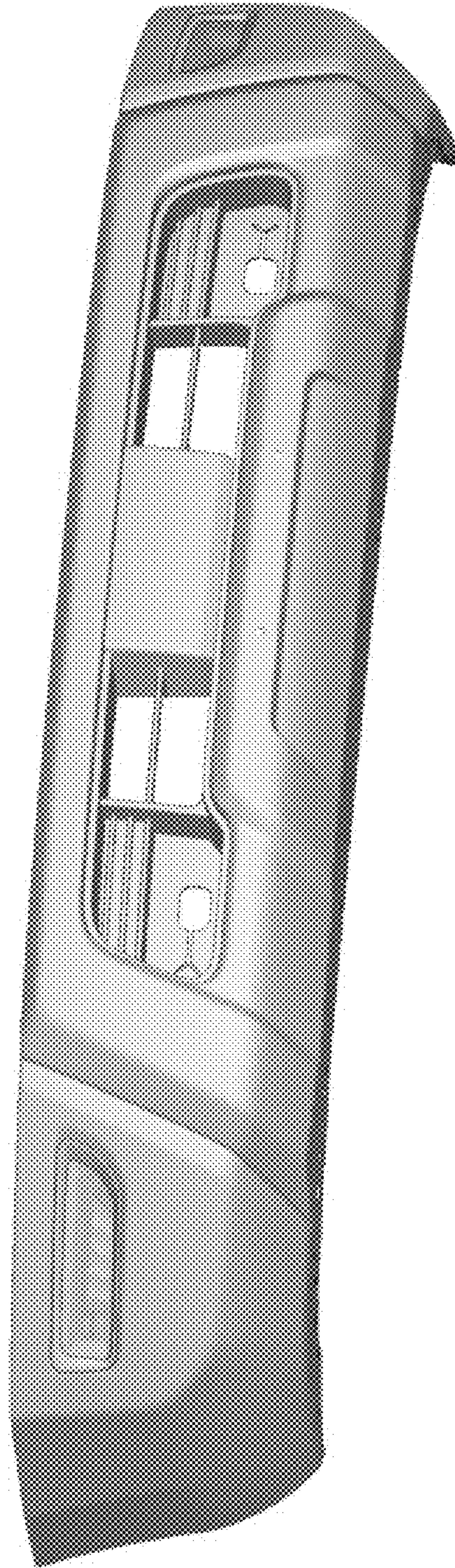


FIG. 7