



US00D935308S

(12) **United States Design Patent**
Liu

(10) **Patent No.:** **US D935,308 S**

(45) **Date of Patent:** **** Nov. 9, 2021**

(54) **CABLE HOLDER**

(71) Applicant: **Yan Liu**, Xianning (CN)

(72) Inventor: **Yan Liu**, Xianning (CN)

(**) Term: **15 Years**

(21) Appl. No.: **29/774,803**

(22) Filed: **Mar. 19, 2021**

(30) **Foreign Application Priority Data**

Jan. 5, 2021 (CN) 202130004479.7

(51) **LOC (13) Cl.** **09-06**

(52) **U.S. Cl.**
USPC **D8/356**

(58) **Field of Classification Search**
USPC D8/356, 354; D13/155
CPC B65H 57/16; B63B 21/045
See application file for complete search history.

(56) **References Cited**

U.S. PATENT DOCUMENTS

- 3,199,246 A * 8/1965 Fischer A63H 33/06
446/108
- 3,528,192 A * 9/1970 Meates A63H 33/086
446/113
- 4,244,544 A * 1/1981 Kornat F16L 3/13
248/68.1
- D272,785 S * 2/1984 Rumbaugh D6/552
- D272,787 S * 2/1984 Rumbaugh D6/552
- D285,948 S * 9/1986 Mazzoleni D21/486
- D304,212 S * 10/1989 Moe D21/486
- D304,353 S * 10/1989 Moe D21/486
- 4,971,271 A * 11/1990 Sularz A61M 5/1418
248/229.13
- 5,316,246 A * 5/1994 Scott A61M 5/1418
248/68.1
- D404,580 S * 1/1999 Hasler D6/320

- D415,530 S * 10/1999 Ridder D19/77
- 5,992,802 A * 11/1999 Campbell H02G 3/30
248/68.1
- 6,227,502 B1 * 5/2001 Derman F16L 3/2235
248/68.1
- D459,977 S * 7/2002 Byrnes D8/357
- 6,415,932 B1 * 7/2002 Fiscus A47B 81/005
211/60.1
- 6,458,104 B2 * 10/2002 Gautsche A61M 5/1418
128/DIG. 26
- D485,161 S * 1/2004 Hutchinson D8/383
- D488,054 S * 4/2004 Myers D8/356
- D619,435 S * 7/2010 Navas D8/27
- D638,690 S * 5/2011 Hoek D8/356
- D638,691 S * 5/2011 Hoek D8/356
- D638,692 S * 5/2011 Hoek D8/356
- D640,527 S * 6/2011 Hoek D8/356
- D691,878 S * 10/2013 Ganski D8/356
- 8,900,196 B2 * 12/2014 Andino A61M 5/1418
604/174
- D756,752 S 5/2016 Dentener
- D852,354 S * 6/2019 Wrangmark D24/128
- D866,480 S 11/2019 Hoshikawa

(Continued)

Primary Examiner — Cynthia R Underwood

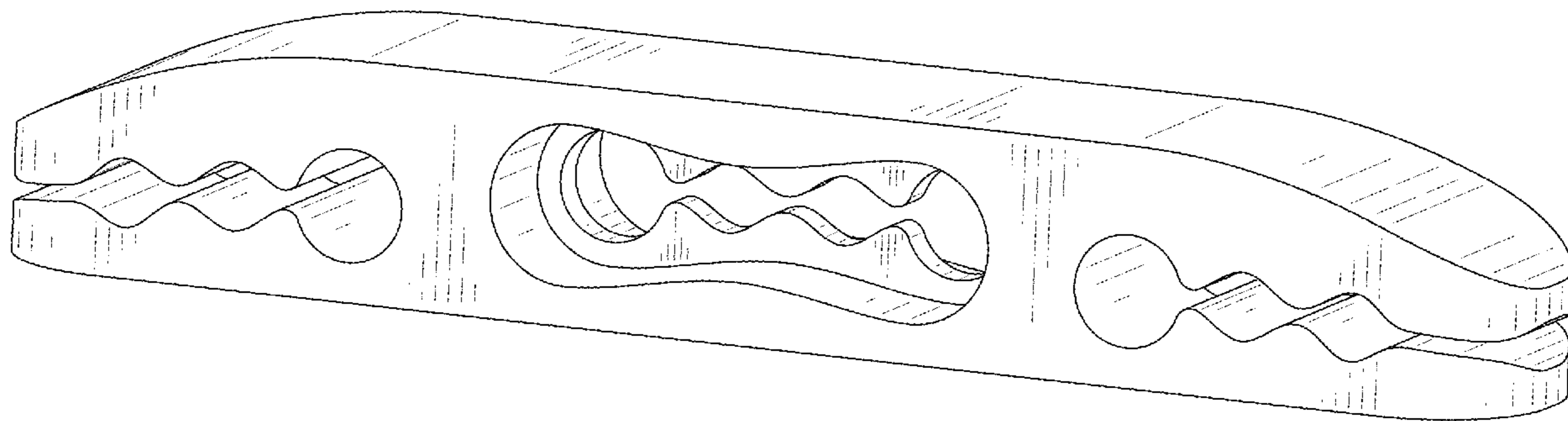
(57) **CLAIM**

The ornamental design for a cable holder, as shown and described.

DESCRIPTION

FIG. 1 is a perspective view of a cable holder showing my new design;
FIG. 2 is another perspective view thereof;
FIG. 3 is a front elevational view thereof;
FIG. 4 is a rear elevational view thereof;
FIG. 5 is a left side elevational view thereof;
FIG. 6 is a right side elevational view thereof;
FIG. 7 is a top plan view thereof; and,
FIG. 8 is a bottom plan view thereof.

1 Claim, 8 Drawing Sheets



(56)

References Cited

U.S. PATENT DOCUMENTS

D877,899 S * 3/2020 Shepherd D24/128
D885,869 S * 6/2020 Moldvaer D8/356
D886,470 S * 6/2020 Norkova D6/315
D907,988 S * 1/2021 Yu D8/356
D909,188 S * 2/2021 Kou D8/356
2005/0189453 A1 * 9/2005 DeGuevara H02G 3/305
248/68.1
2005/0251967 A1 * 11/2005 McNeill B65D 63/1027
24/16 PB
2010/0132979 A1 * 6/2010 Chen H02G 3/32
174/135
2018/0070713 A1 * 3/2018 Moreau A45F 5/021
2018/0084886 A1 * 3/2018 O'Hare A45D 8/34

* cited by examiner

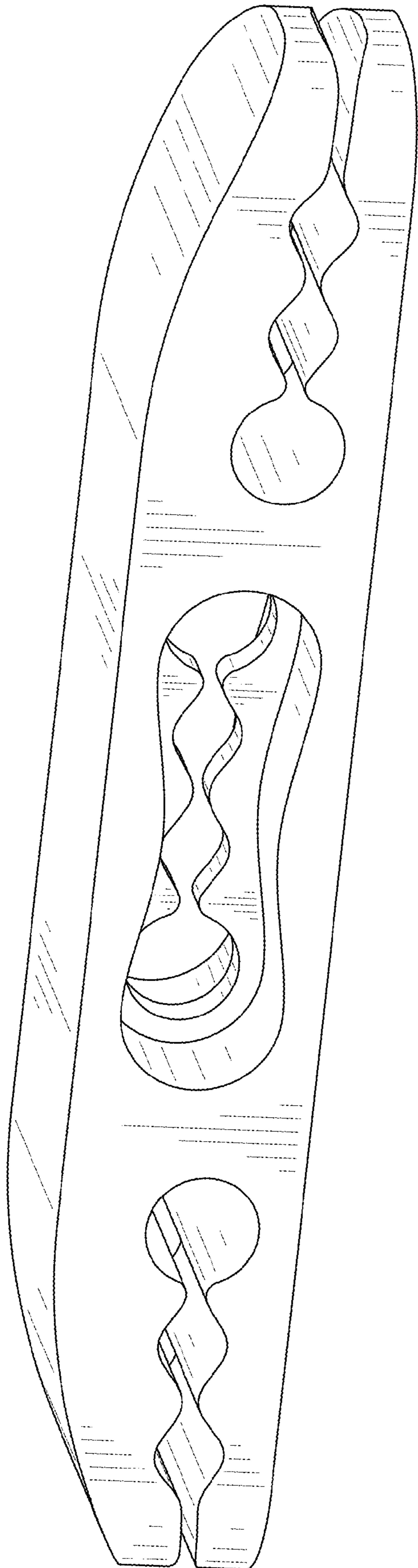


FIG. 1

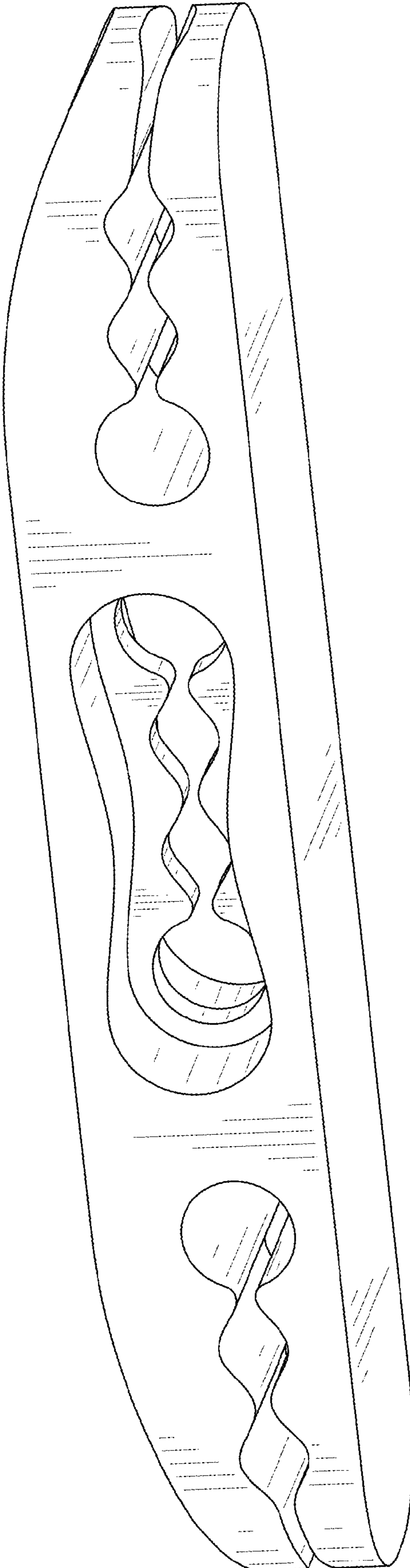


FIG. 2

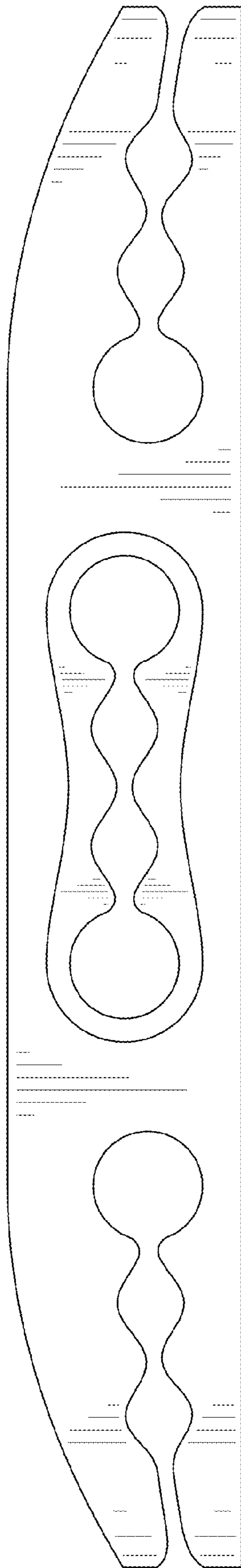


FIG. 3

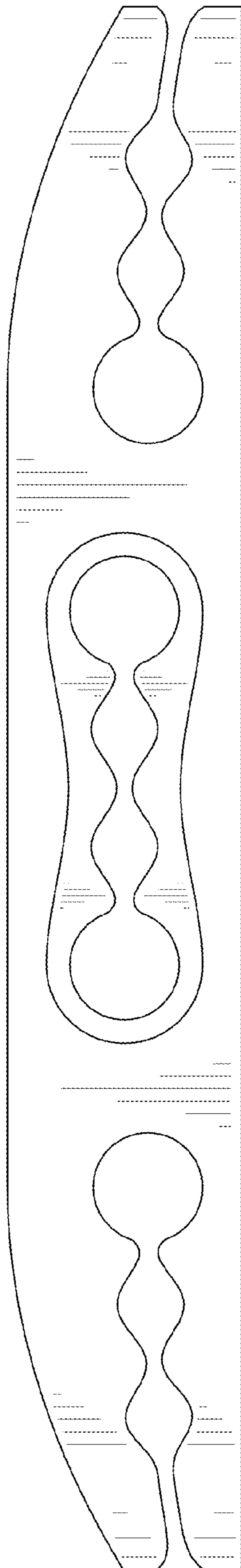


FIG. 4

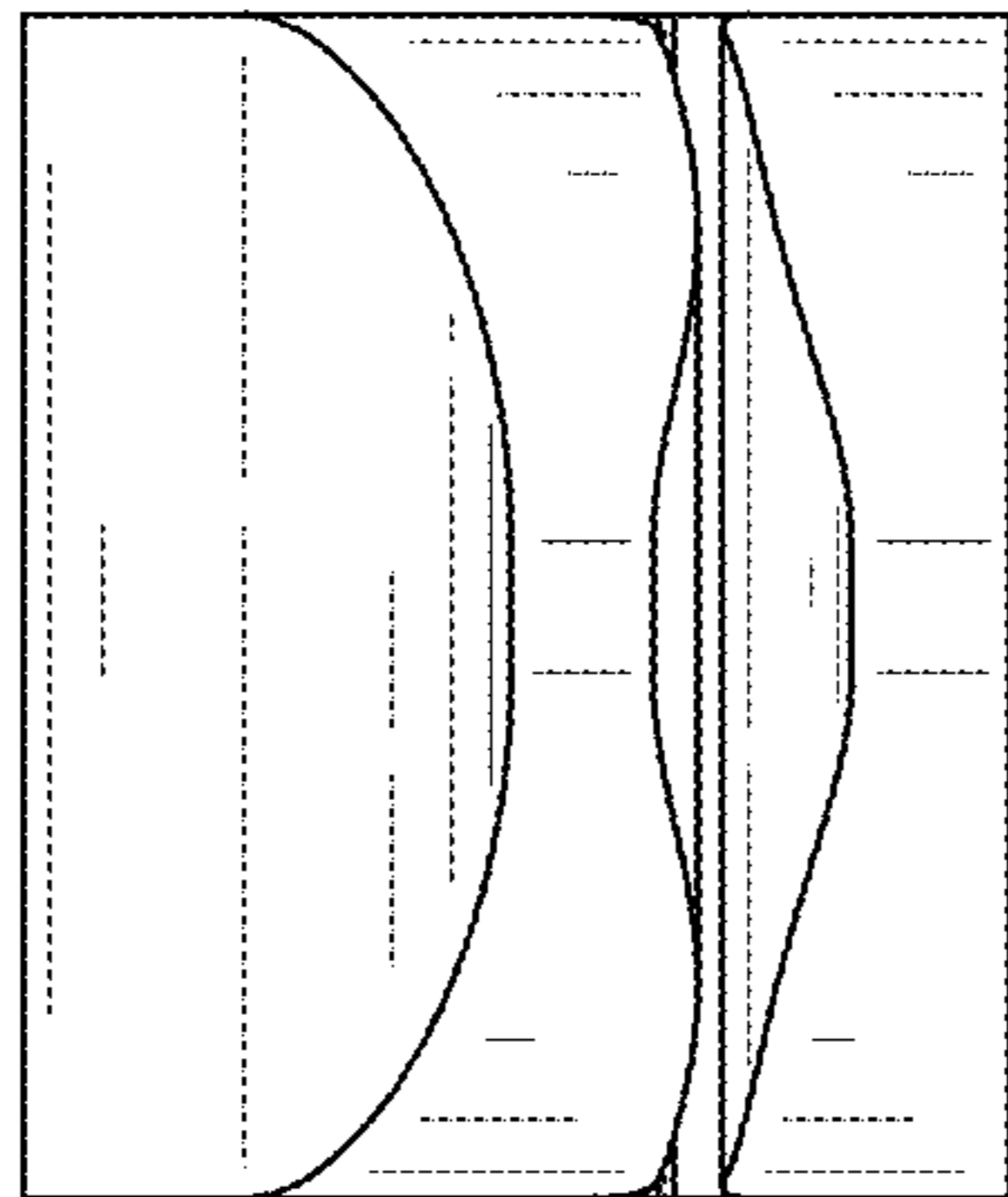


FIG. 5

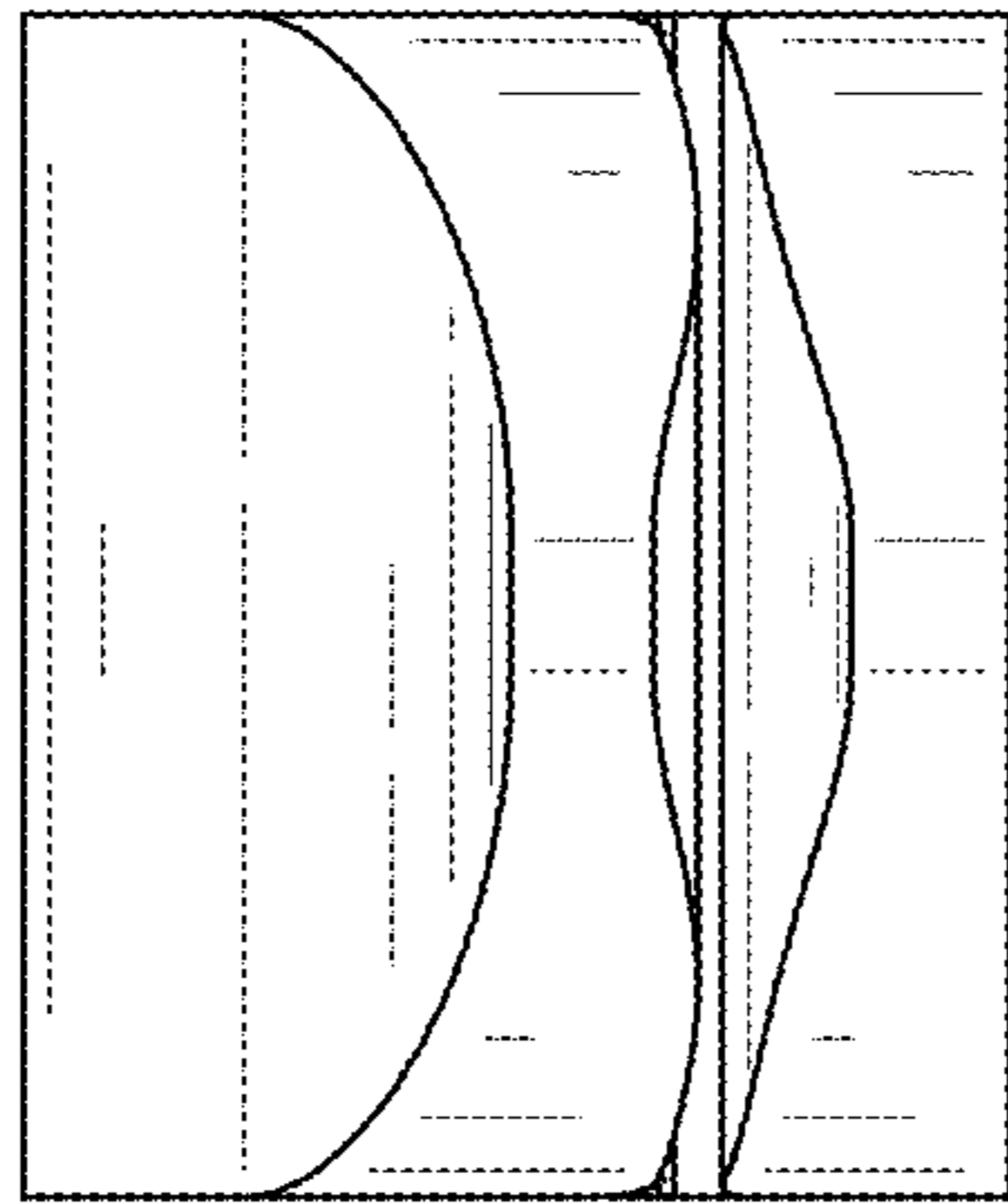


FIG. 6




FIG. 7




FIG. 8