



US00D935299S

(12) **United States Design Patent**
Huang

(10) **Patent No.:** **US D935,299 S**

(45) **Date of Patent:** **** Nov. 9, 2021**

(54) **TRIANGULAR WHETSTONE ANGLE FIXER**

(71) Applicant: **JIANGYIN DIAMOND TOOLS CO., LTD.**, Jiangyin (CN)

(72) Inventor: **Dongchen Huang**, Jiangyin (CN)

(**) Term: **15 Years**

(21) Appl. No.: **29/769,788**

(22) Filed: **Feb. 8, 2021**

(51) **LOC (13) Cl.** **08-05**

(52) **U.S. Cl.**
USPC **D8/91**; D8/93

(58) **Field of Classification Search**
USPC D8/14, 45, 90, 91, 92, 93; D21/364, 372, D21/373, 386, 390, 391; D32/46
CPC B24D 15/00; B24D 15/02; B24D 15/06; B24D 15/063; B24D 15/061; B24D 15/065; B24D 15/066; B24D 15/08
See application file for complete search history.

(56) **References Cited**

U.S. PATENT DOCUMENTS

D332,160 S *	12/1992	Kuzma	D32/41
D364,719 S *	11/1995	Crawford	D32/46
5,520,574 A *	5/1996	Wilson	A61C 3/00
				451/321
5,558,572 A *	9/1996	Fletcher	B24D 15/06
				451/490
D401,129 S *	11/1998	Glesser	D8/91
6,439,575 B1 *	8/2002	Castellanos	A63F 7/06
				273/108.4
D490,459 S *	5/2004	Sarmas	D17/20
D498,654 S *	11/2004	Smith	D8/91
7,225,848 B2 *	6/2007	Williams	B29C 63/0047
				156/574
D681,344 S *	5/2013	Davis	D4/138
D719,422 S *	12/2014	Mendez	D8/14

D838,158 S	1/2019	Wu	
D852,604 S	7/2019	Chalfant	
D852,605 S	7/2019	Chalfant	
D861,248 S *	9/2019	Barbaglia D28/44.1
D866,279 S	11/2019	Watson	
D866,284 S	11/2019	Constantine	
D876,199 S	2/2020	Zhu	
D877,593 S	3/2020	Chalfant	
D880,269 S *	4/2020	Hogard D8/91
D884,449 S	5/2020	Chalfant	
D885,158 S	5/2020	Chalfant	
D888,527 S	6/2020	Cavanaugh	
2002/0089116 A1 *	7/2002	Castellanos A63F 7/06
			273/108.1
2012/0088532 A1 *	4/2012	Thomas H04W 48/08
			455/509

* cited by examiner

Primary Examiner — Philip S Hyder

(74) *Attorney, Agent, or Firm* — Runit Ranjit Kanakia

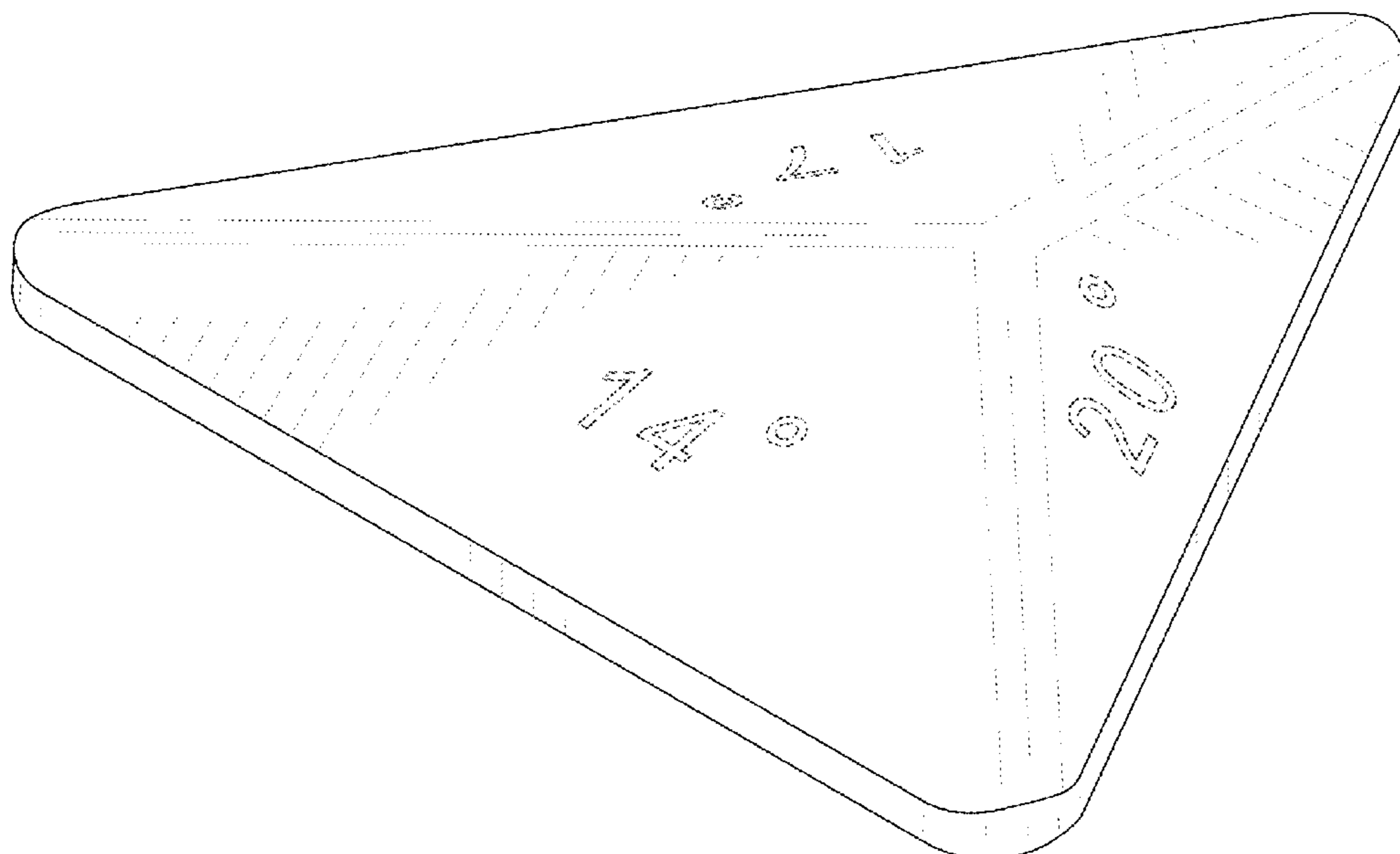
(57) **CLAIM**

The ornamental design for a triangular whetstone angle fixer, as shown and described.

DESCRIPTION

FIG. 1 is a front view of a triangular whetstone angle fixer showing my new design;
 FIG. 2 is a rear view thereof;
 FIG. 3 is a left side view thereof;
 FIG. 4 is a right side view thereof;
 FIG. 5 is a top view thereof;
 FIG. 6 is a bottom view thereof;
 FIG. 7 is a perspective view of a triangular whetstone angle fixer showing my new design; and,
 FIG. 8 is another perspective view thereof.
 The broken lines in the figures are for the purposes of illustrating portions of the triangular whetstone angle fixer, which form no part of the claimed design.

1 Claim, 8 Drawing Sheets



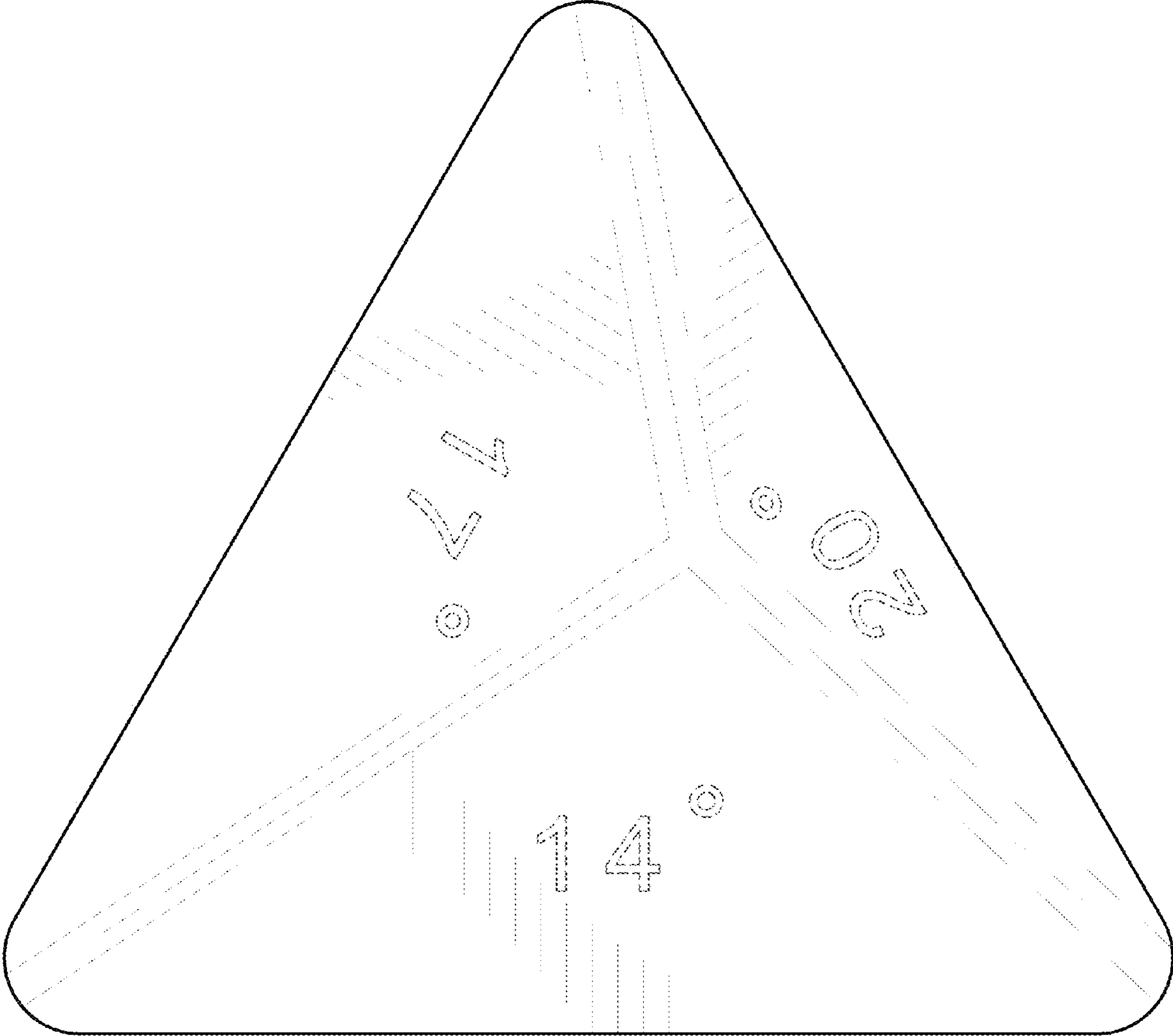


FIG. 1

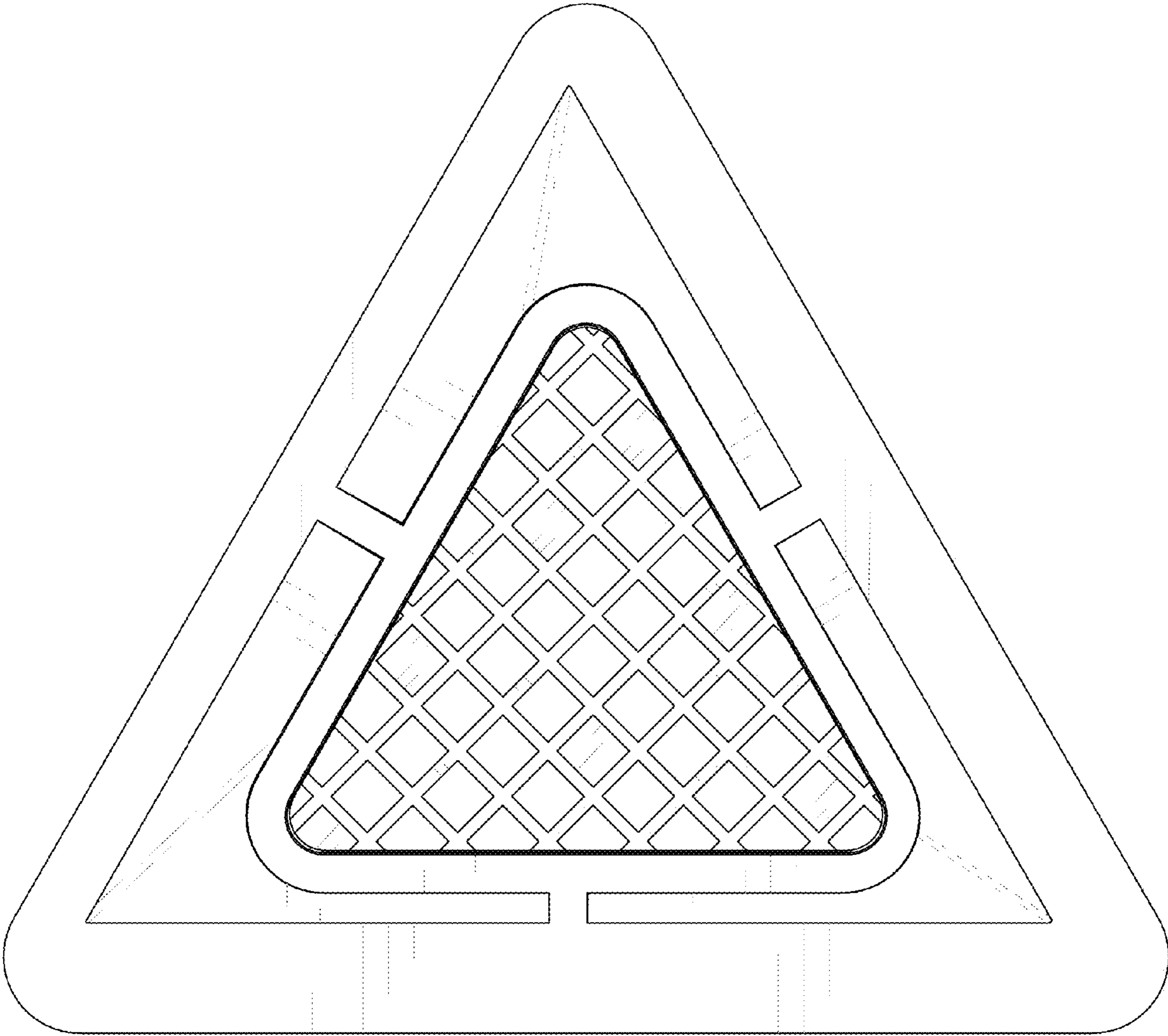


FIG.2

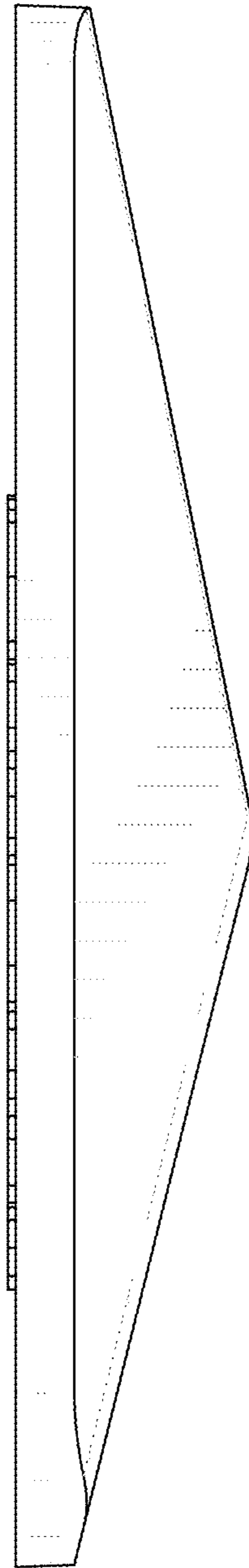


FIG.3

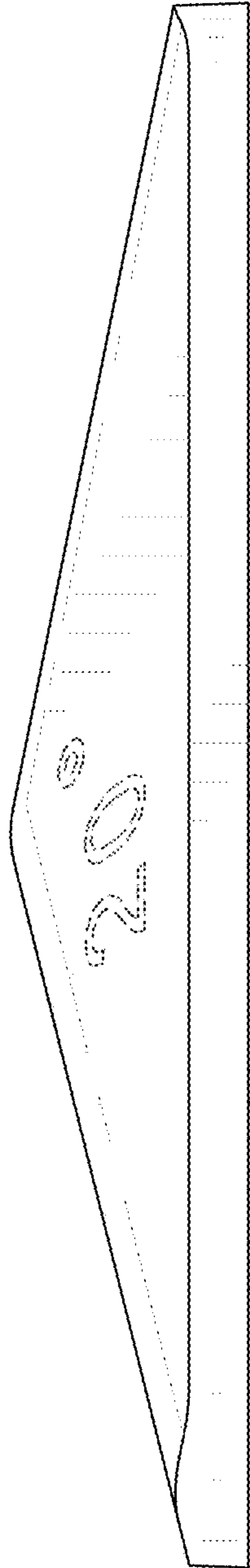


FIG. 4

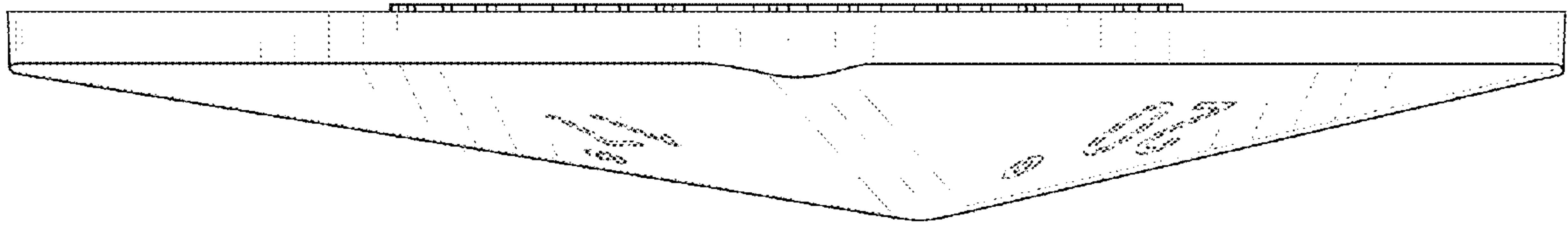


FIG.5

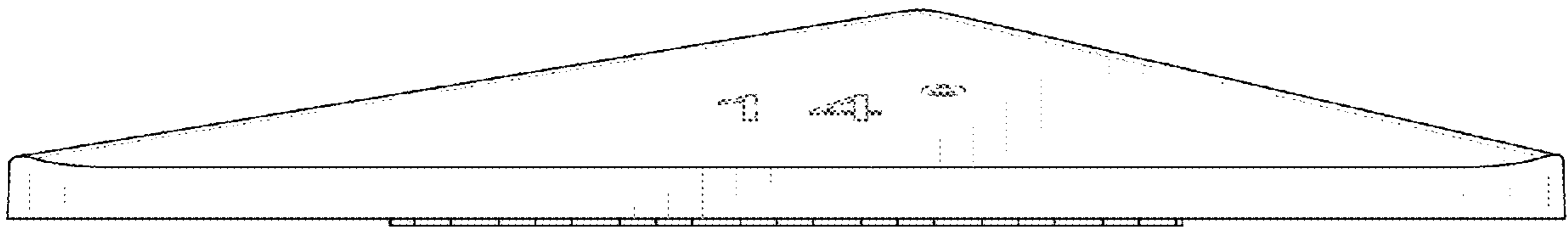


FIG.6

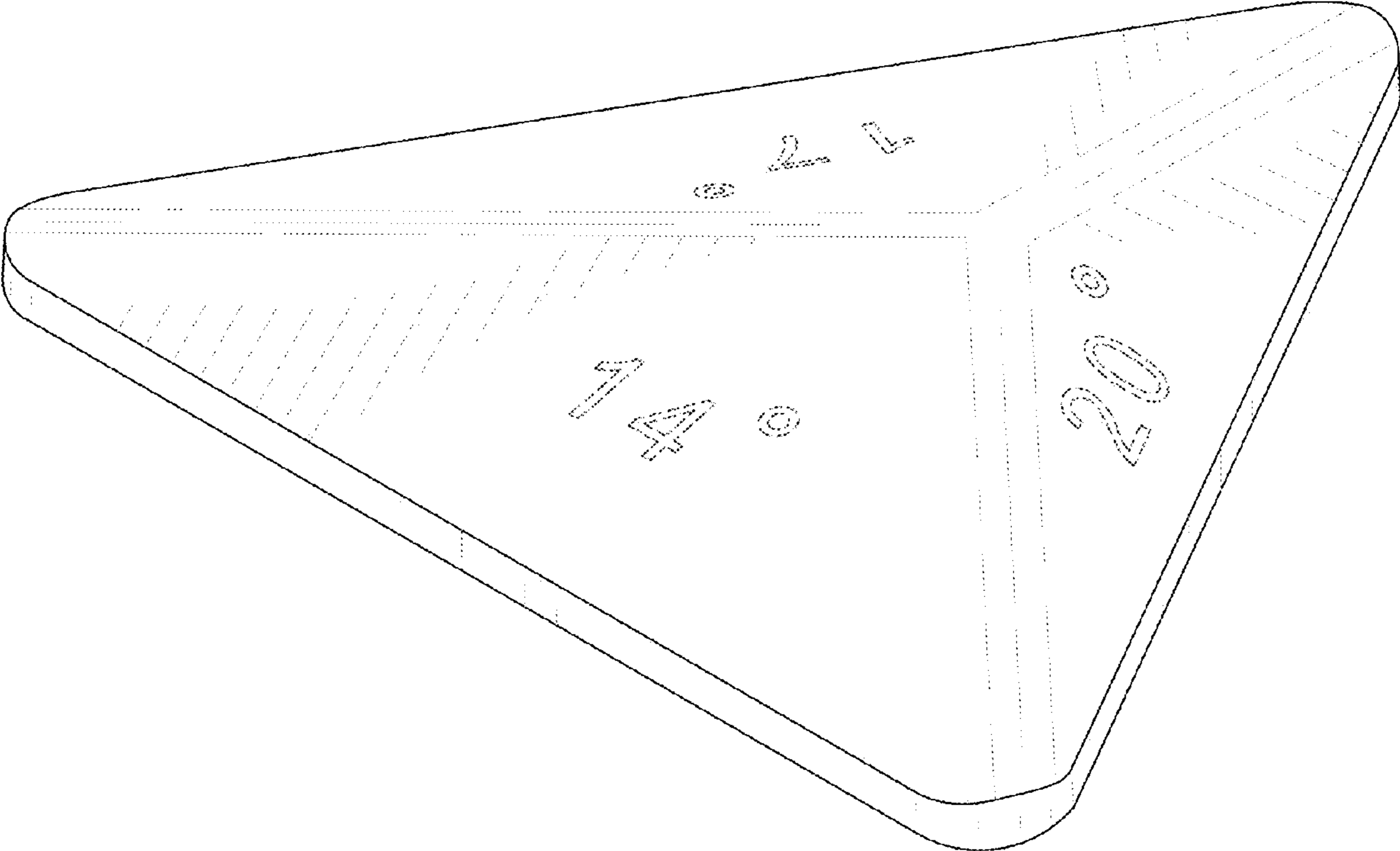


FIG.7

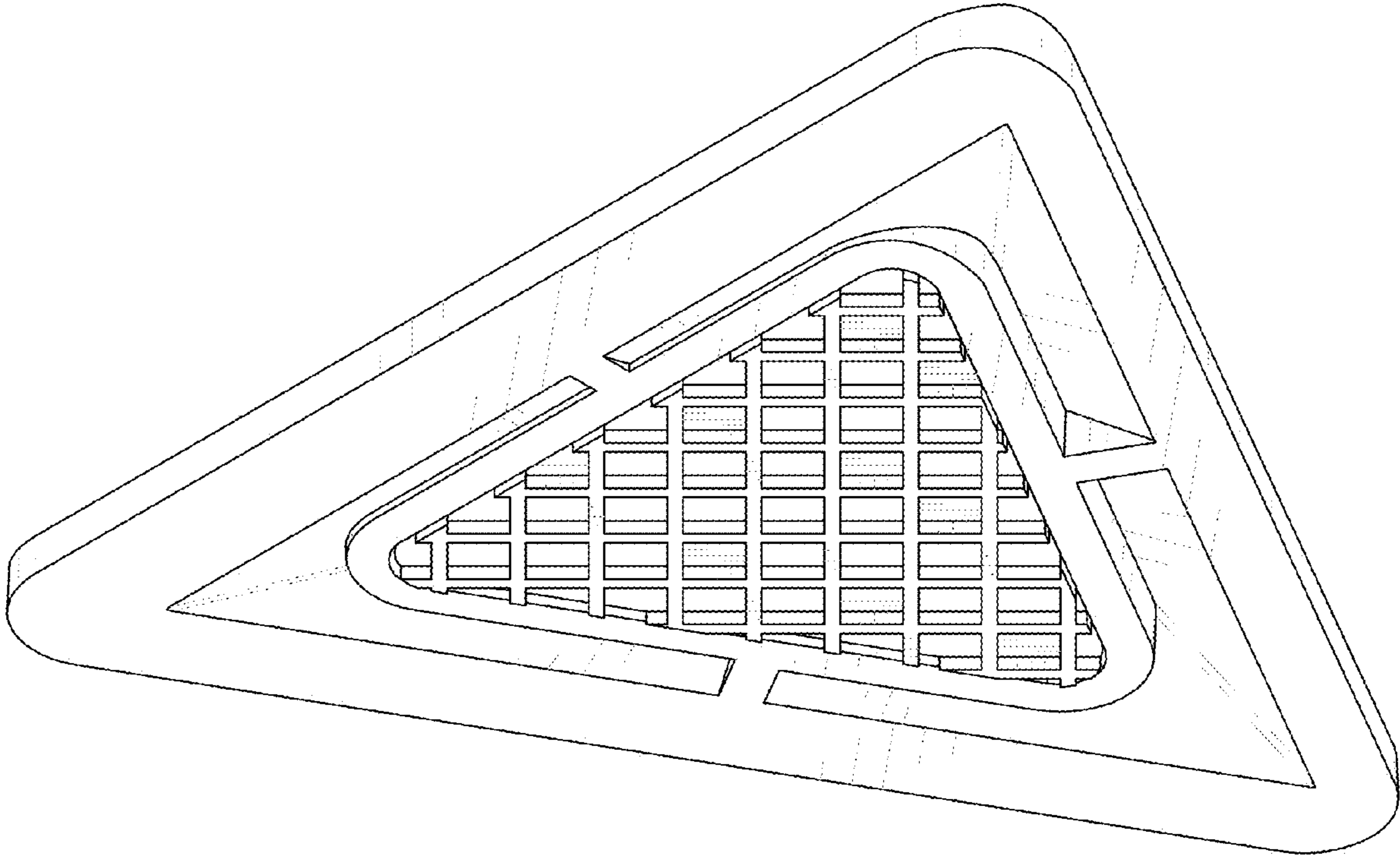


FIG.8