



US00D935277S

(12) **United States Design Patent** (10) **Patent No.:** **US D935,277 S**
O’Nan et al. (45) **Date of Patent:** **** Nov. 9, 2021**

(54) **PORTION OF A DRINK CUP**
(71) Applicant: **Berry Plastics Corporation,**
Evansville, IN (US)

D851,998 S * 6/2019 O’Nan D7/532
D852,000 S * 6/2019 Zou D7/608
10,477,998 B2 11/2019 O’Nan
D897,781 S * 10/2020 Hirsch D7/608
D904,124 S * 12/2020 Hinds D7/532

(72) Inventors: **David Y. O’Nan,** Henderson, KY (US);
Brad A. Ruminer, Evansville, IN (US);
Jeffrey A. Mann, Evansville, IN (US)

OTHER PUBLICATIONS

https://www.amazon.com/Silicone-Collapsible-Travel-Cup-Expandable/dp/B07RHH7YKC/ref=sr_1_90?dchild=1&keywords=foldable+cup&qid=1617306424&sr=8-90 (Year: 2019).*

(73) Assignee: **Berry Plastics Corporation,**
Evansville, IN (US)

(Continued)

(**) Term: **15 Years**

Primary Examiner — Jae Liang

(21) Appl. No.: **29/690,129**

(74) *Attorney, Agent, or Firm* — Barnes & Thornburg
LLP

(22) Filed: **May 6, 2019**

(57) **CLAIM**

Related U.S. Application Data

The ornamental design for a portion of a drink cup, as shown and described.

(62) Division of application No. 29/595,453, filed on Feb. 28, 2017, now Pat. No. Des. 851,998.

DESCRIPTION

(51) **LOC (13) Cl.** **07-01**

FIG. 1 is a perspective view of a portion of a drink cup showing our new design;

(52) **U.S. Cl.**
USPC **D7/532; D7/523**

FIG. 2 is a front view of the portion of the drink cup of FIG. 1;

(58) **Field of Classification Search**
USPC D7/509, 510, 511, 523, 532, 534, 536,
D7/300.1, 533, 394, 395, 531, 608, 529,
D7/513, 507, 213, 396.2; D24/197;
220/592.16, 592.17, 704, 705, 706, 707;
D9/435, 447, 429

FIG. 3 is a rear view of the portion of the drink cup of FIG. 1;

CPC A47G 19/22; A47G 19/2205; A47G
19/2211; A47G 19/2266; A47G 19/2288;
B65D 47/066; B65D 43/02; B65D 43/04;
A47J 43/27; A47J 41/02

FIG. 4 is a right side view of the portion of the drink cup of FIG. 1;

See application file for complete search history.

FIG. 5 is a left side view of the portion of the drink cup of FIG. 1;

(56) **References Cited**

FIG. 6 is a top plan view of the portion of the drink cup of FIG. 1; and,

U.S. PATENT DOCUMENTS

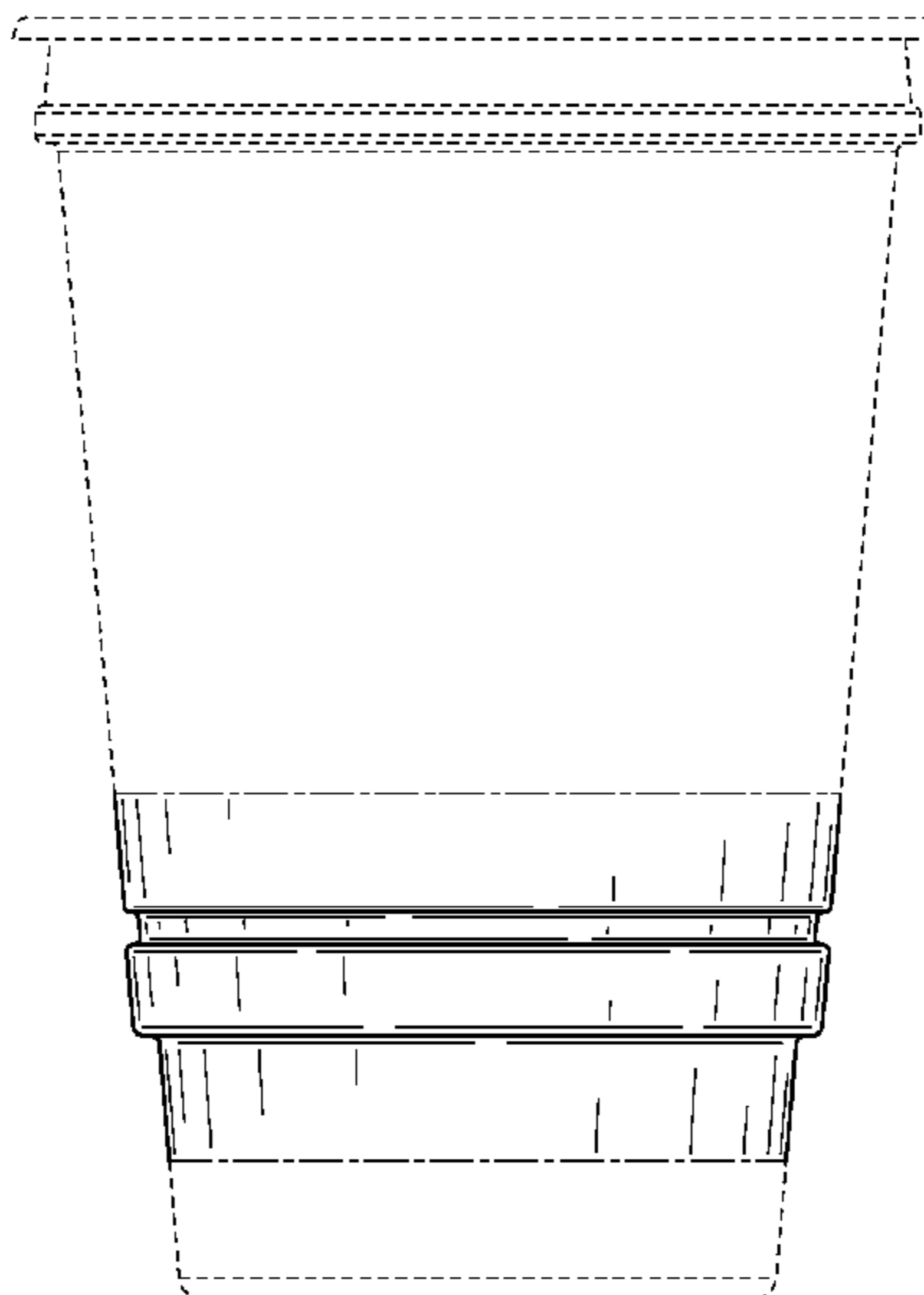
FIG. 7 is a bottom view of the portion of the drink cup of FIG. 1.

D472,425 S * 4/2003 Hurlbut D7/510
D565,352 S * 4/2008 Williams D7/510
D813,606 S * 3/2018 O’Nan D7/532

The broken lines in the drawings depict environmental subject matter only and form no part of the claimed design.

The dash-dot lines in the drawings represent the bounds of the claim and form no part of the claimed design.

1 Claim, 4 Drawing Sheets



(56)

References Cited

OTHER PUBLICATIONS

Office Action dated Sep. 4, 2020 for U.S. Appl. No. 16/593,350 (pp. 1-10).

Office Action dated Mar. 25, 2021 for U.S. Appl. No. 16/593,350, (pp. 1-11).

* cited by examiner

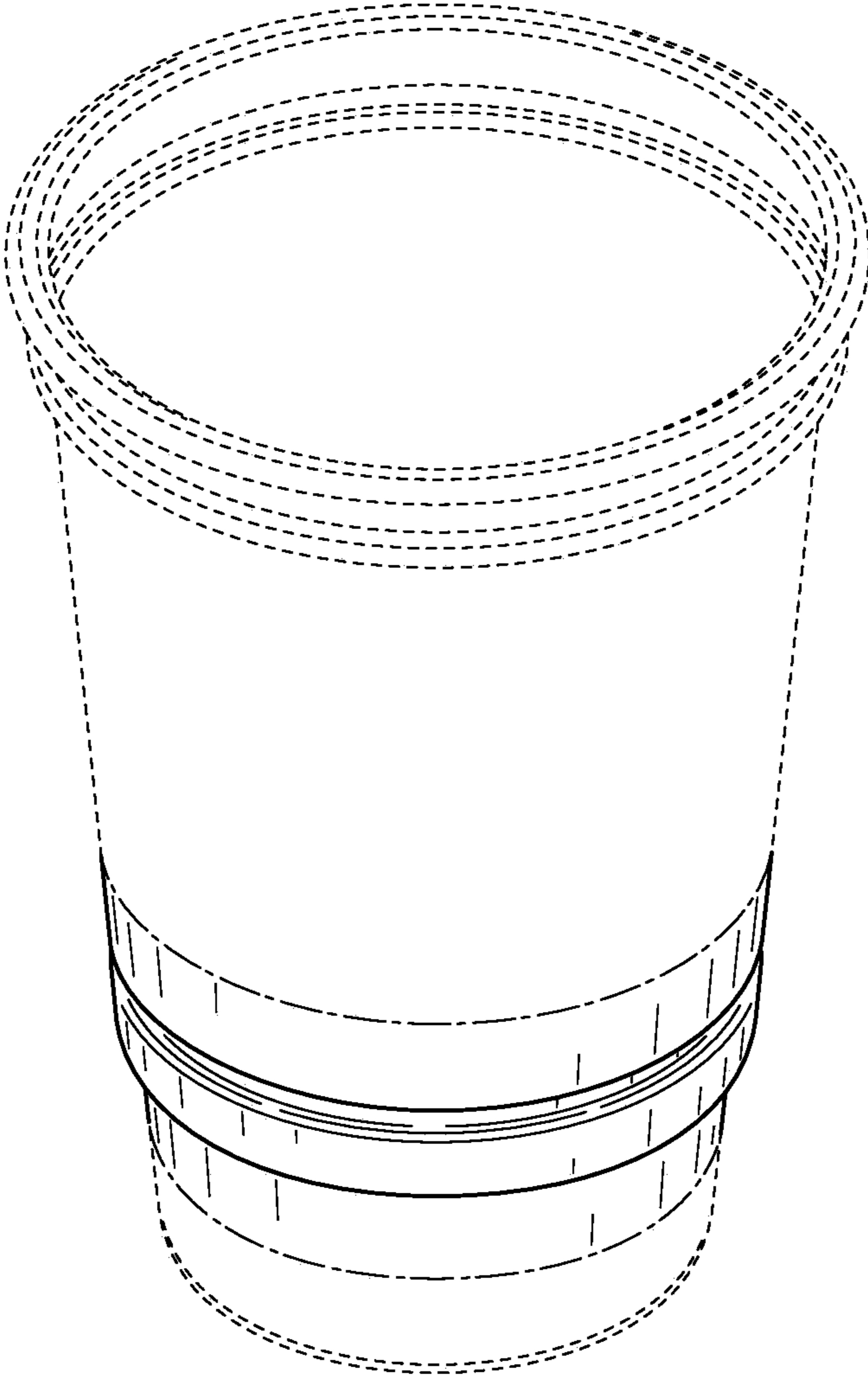


FIG. 1

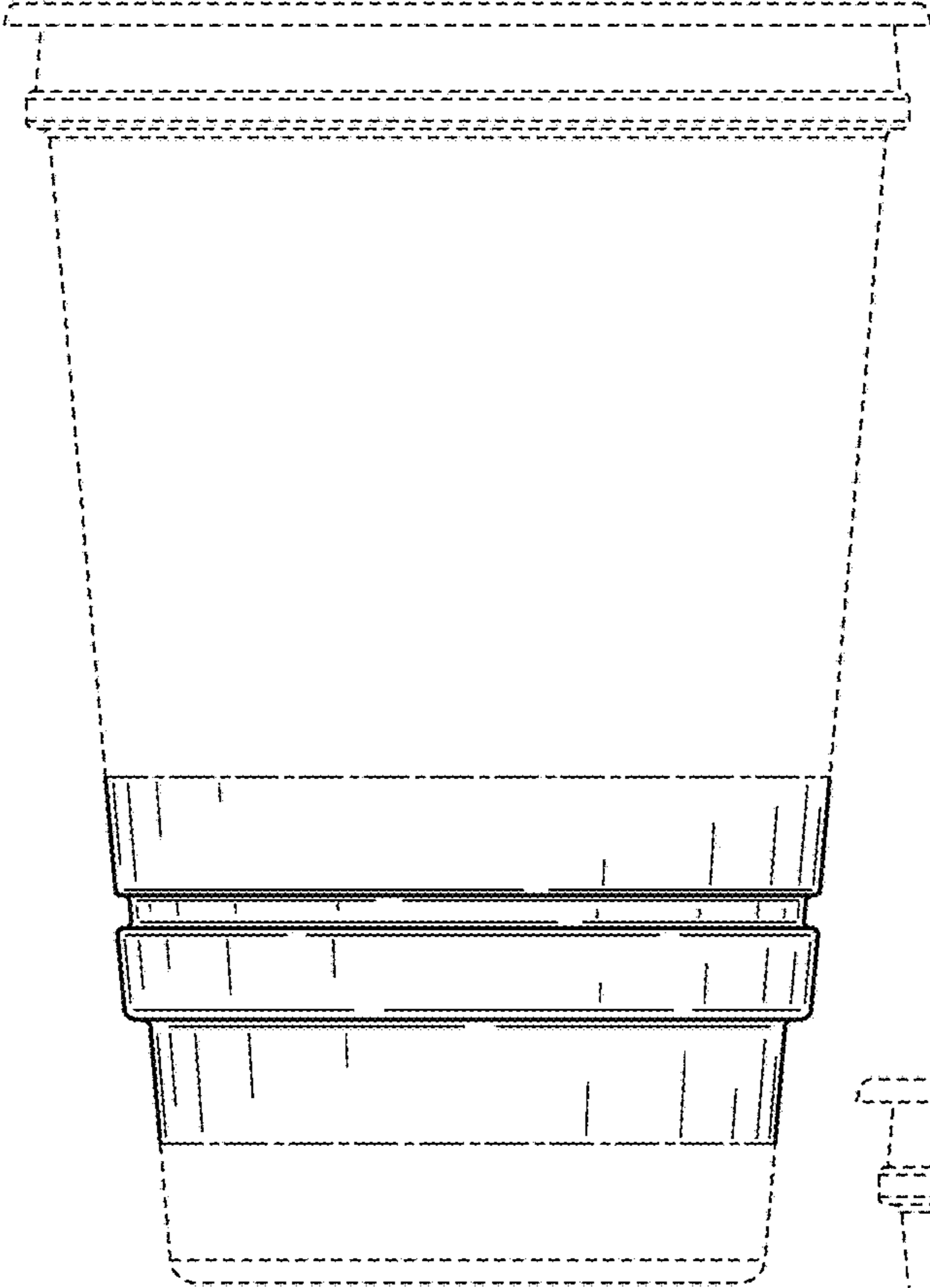


FIG. 2

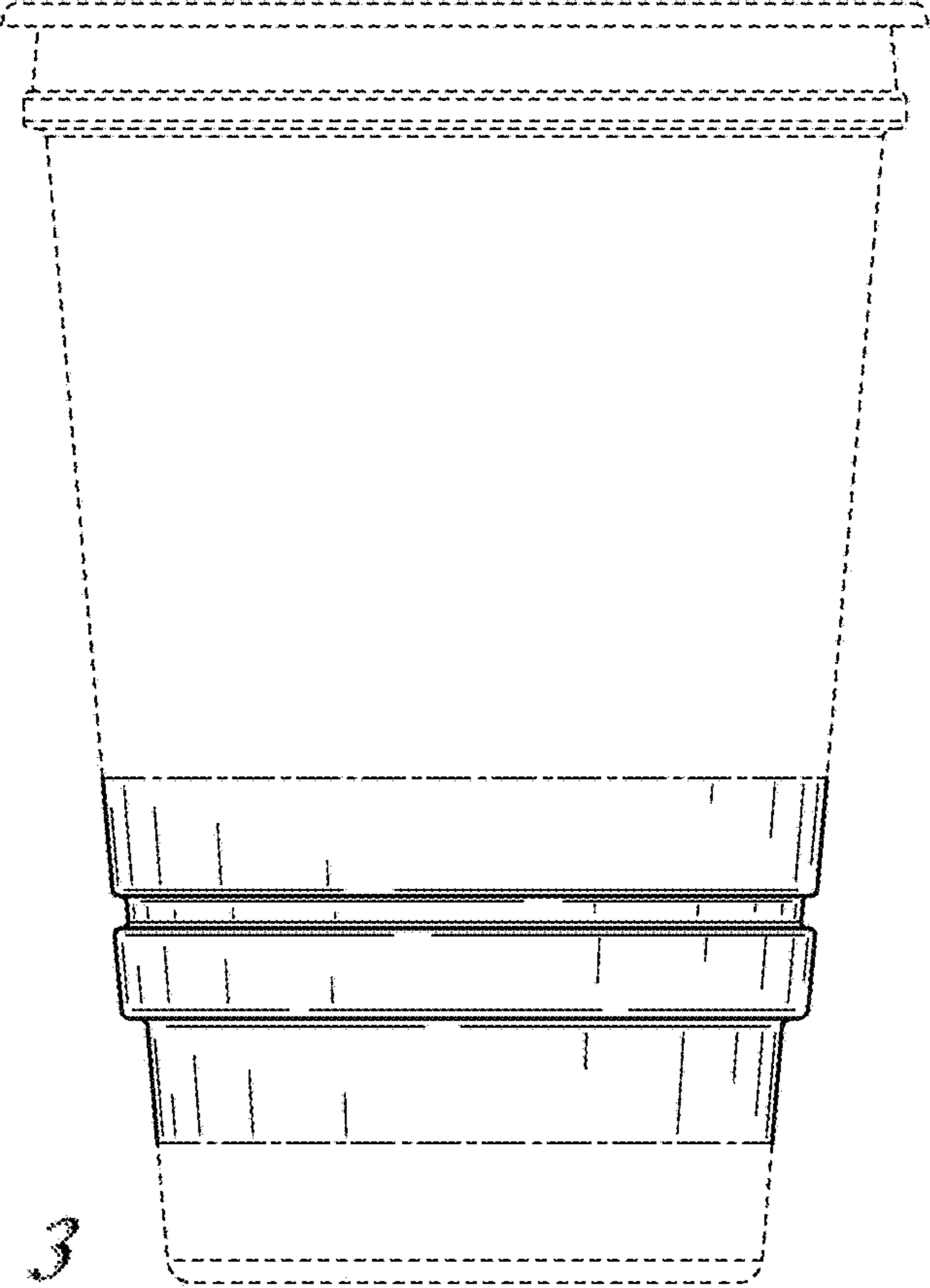


FIG. 3

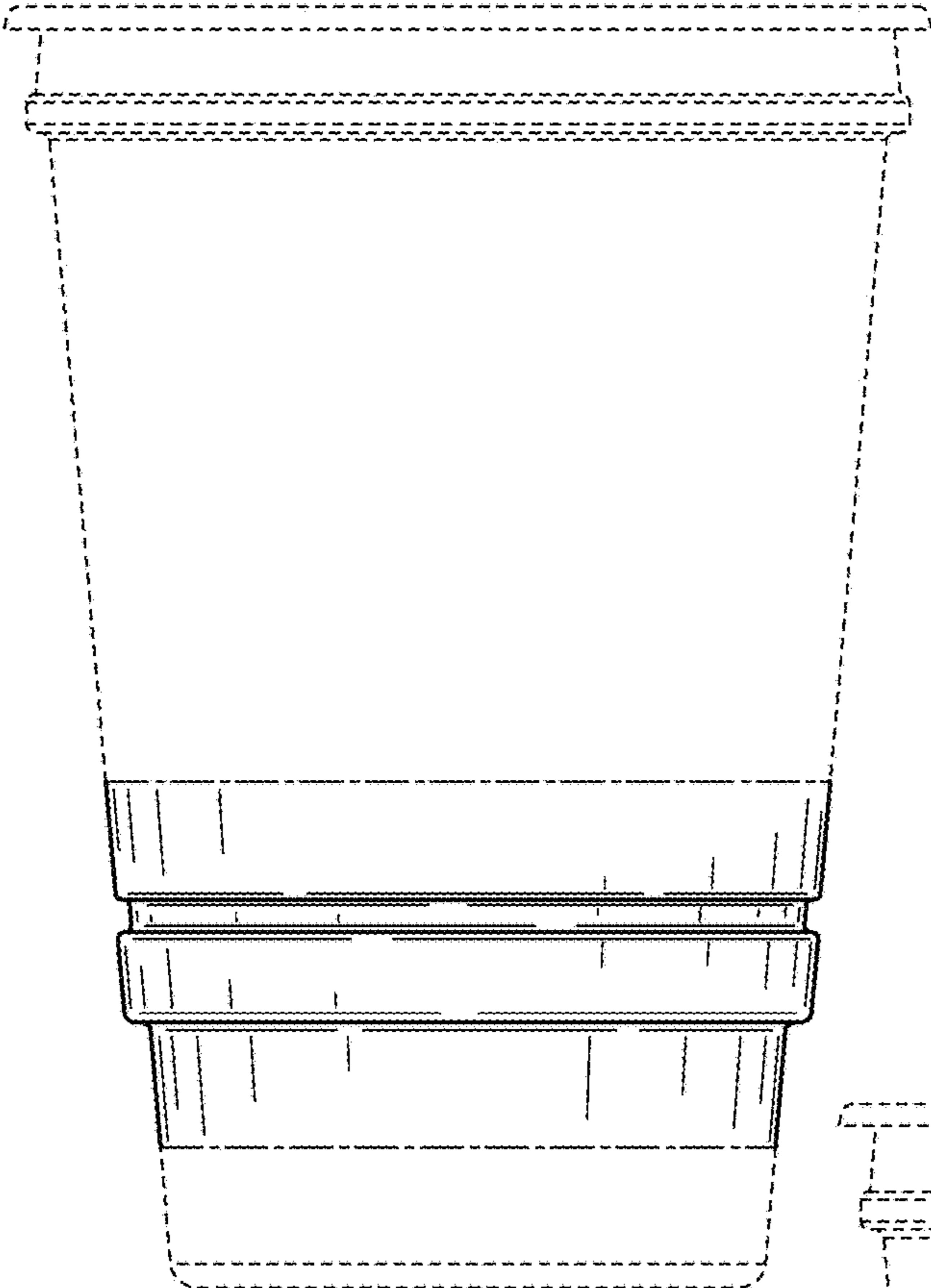


FIG. 4

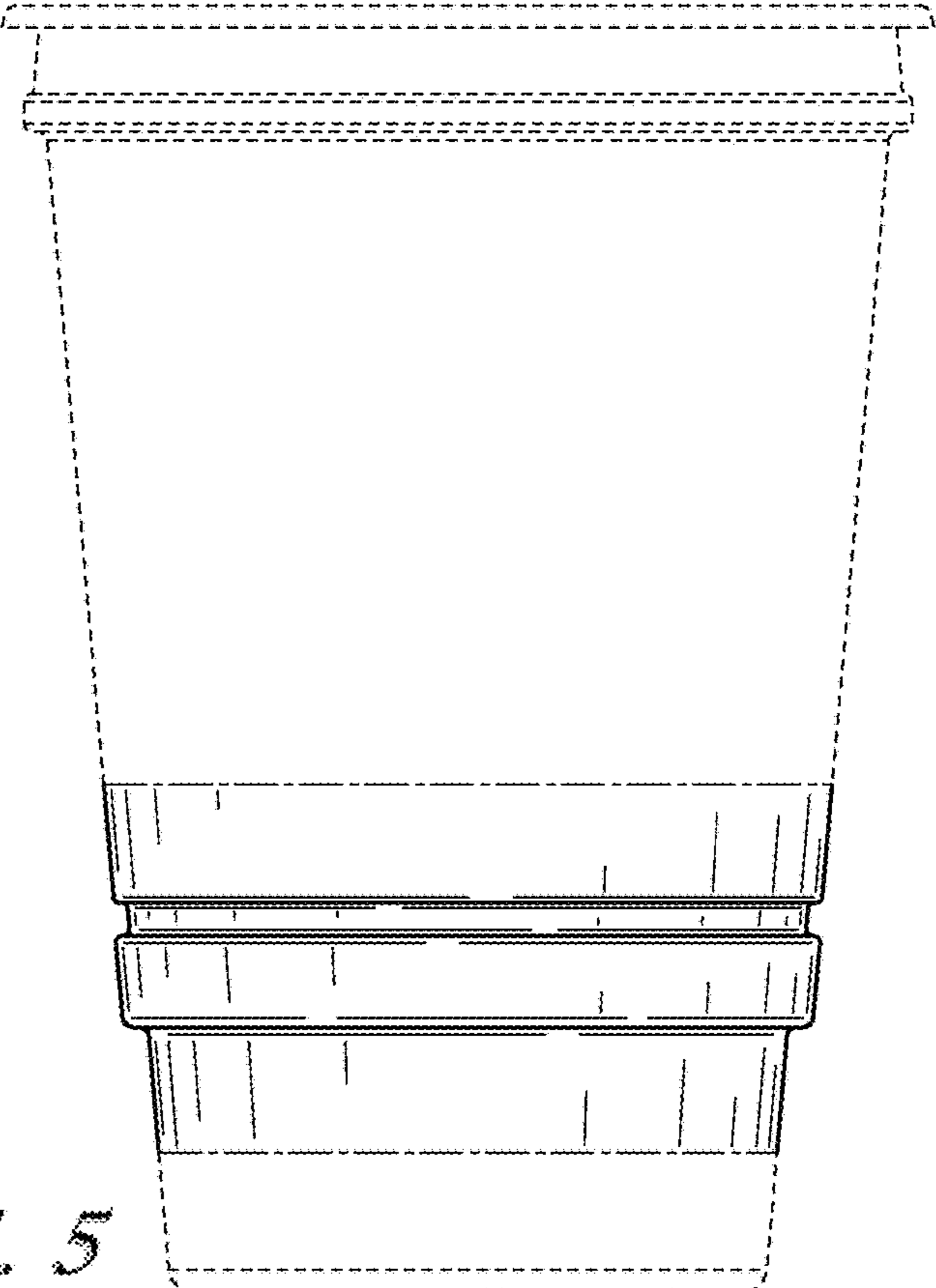


FIG. 5

