



US00D935231S

(12) **United States Design Patent** (10) **Patent No.:** **US D935,231 S**
Chen (45) **Date of Patent:** **** Nov. 9, 2021**

(54) **CUSHION** 2,552,476 A * 5/1951 Barton A47C 7/029
5/653
(71) Applicant: **HONGKONG FORTUNE** D239,395 S * 3/1976 David D30/118
INDUSTRY TECHNOLOGY CO., D272,751 S * 2/1984 Brackmann D21/443
LIMITED, Kowloon (HK) 4,516,767 A * 5/1985 Eskijian A63B 5/11
482/27

(Continued)

(72) Inventor: **Li Chen, Kowloon (HK)**

FOREIGN PATENT DOCUMENTS

(**) Term: **15 Years**

CN 305652952 * 3/2020
CN 305806476 * 5/2020

(21) Appl. No.: **29/771,740**

(Continued)

(22) Filed: **Feb. 25, 2021**

OTHER PUBLICATIONS

(30) **Foreign Application Priority Data**

Feb. 7, 2021 (JP) 2021-002652 D

(51) **LOC (13) Cl.** **06-09**

(52) **U.S. Cl.**
USPC **D6/601**

(58) **Field of Classification Search**
USPC D6/595, 596, 597, 600, 601, 603, 604,
D6/605, 606, 608, 522, 546, 582, 583;
D24/183, 185, 234; D21/803, 804, 805,
D21/809, 439, 440

CPC A47G 2009/1018; A47G 2009/003; A47G
9/0253; A47G 9/10; A47G 9/1027; A47G
9/1036; A47G 9/1054; A47G 9/1063;
A47G 9/1072; A47G 9/1081; A47G
9/109; A45F 4/06; A47C 21/06; A47C
7/18; A47C 20/00; A47C 17/80; A47C
17/82; A47C 17/64; A47C 27/00; A47C
27/14; A47C 23/00; A47C 17/021; A47C
17/13; A47C 17/132; A47C 17/136; A47C
17/1655; A47C 17/207

See application file for complete search history.

Google search: "circular cushion with texture" [site visited May 15, 2021]: https://www.google.com/search?q=circular+cushion+with+texture&sxsrf=ALeKk021fYOo-t0AUqMtUgUjQVDY57Z6og:1624143137587&source=lnms&tbm=isch&sa=X&ved=2ahUKEwjvsJ7W5KTxAhW3MlkFHUGcBkEQ_AUoAnoECAwQBA&biw=1200&bih=1777 (Year: 2021).*

(Continued)

Primary Examiner — Sanjeev Paul

(57) **CLAIM**

The ornamental design for a cushion, as shown and described.

DESCRIPTION

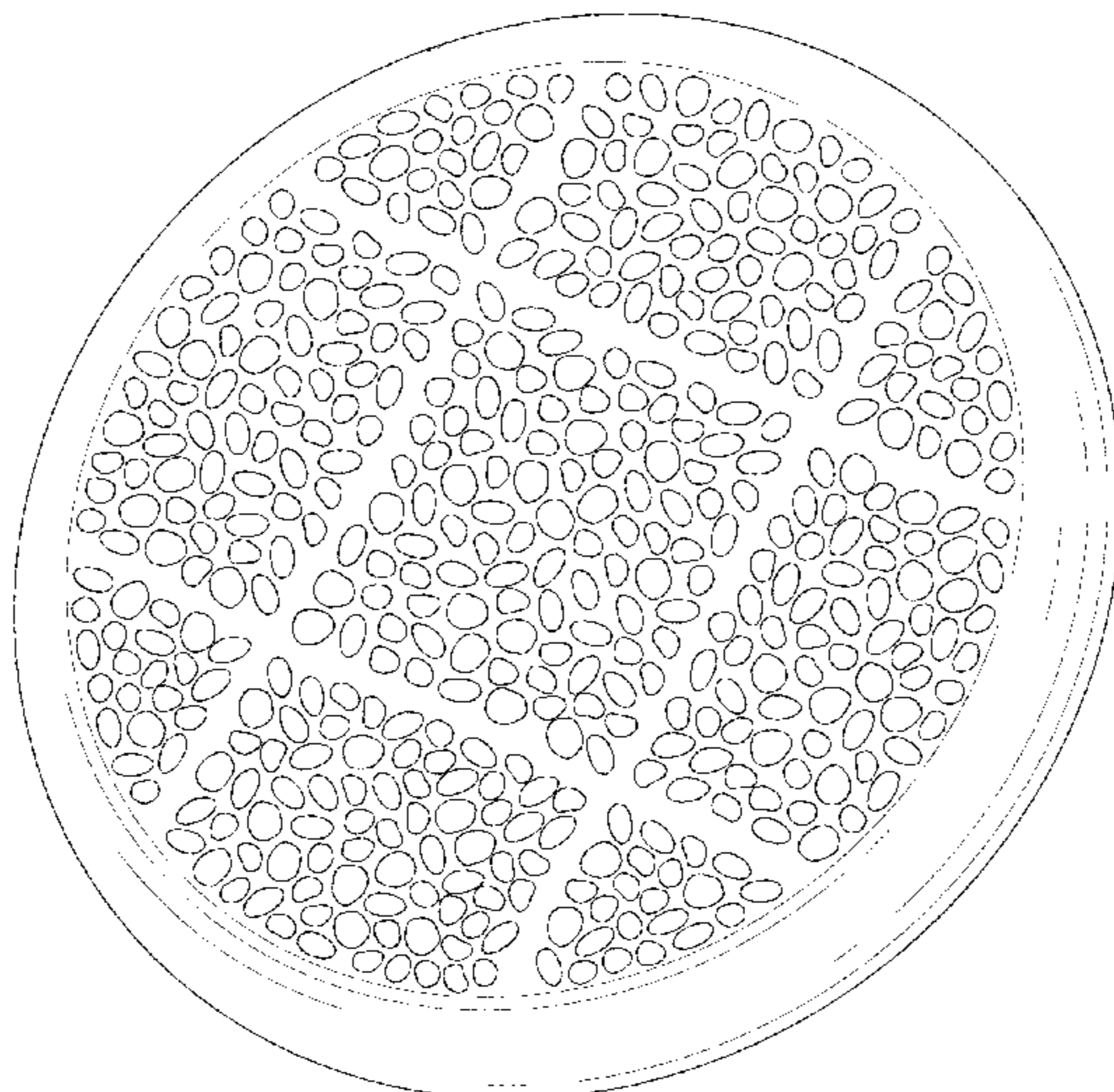
FIG. 1 is a front and top perspective view of a cushion, showing my new design;
FIG. 2 is a rear and bottom perspective view thereof;
FIG. 3 is a front elevation view thereof;
FIG. 4 is a rear elevation view thereof;
FIG. 5 is a left side elevation view thereof;
FIG. 6 is a right side elevation view thereof;
FIG. 7 is a top plan view thereof; and,
FIG. 8 is a bottom plan view thereof.
The broken lines in the figures illustrate portions of the cushion that form no part of the claimed design.

(56) **References Cited**

U.S. PATENT DOCUMENTS

D27,158 S * 6/1897 Burns D6/716.1
1,565,775 A * 12/1925 Bash A45D 33/34
15/229.14

1 Claim, 8 Drawing Sheets



(56)

References Cited

U.S. PATENT DOCUMENTS

D349,930 S * 8/1994 Killion D21/443
 5,634,223 A * 6/1997 Obermaier A47C 7/021
 5/654
 D386,348 S * 11/1997 Weidman D6/601
 D395,143 S * 6/1998 McMahon D30/118
 D396,497 S * 7/1998 Benson D21/440
 D412,082 S * 7/1999 Goodrich D6/601
 D427,791 S * 7/2000 Peterson D6/349
 D428,269 S * 7/2000 Peterson D6/349
 D553,414 S * 10/2007 Boutin D6/601
 D574,999 S * 8/2008 Eknoian D28/7
 D638,648 S * 5/2011 Carlomusto D6/601
 D707,400 S * 6/2014 Donaldson D30/118
 D725,942 S * 4/2015 Rieber A47C 16/02
 D6/601
 D758,672 S * 6/2016 Hansen D30/118
 D772,590 S * 11/2016 Itzhak-Sigron D6/352
 D776,458 S * 1/2017 Verde Sanchez D6/601
 D790,253 S * 6/2017 Zuber D6/601
 D790,255 S 6/2017 Mi
 D812,948 S * 3/2018 Itzhak-Sigron D6/716.1
 9,974,400 B2 * 5/2018 Zuber A47G 9/1063

D833,774 S * 11/2018 Mittelstadt B60N 2/882
 D6/601
 D841,347 S * 2/2019 Kaufman D6/352
 10,258,160 B2 * 4/2019 Risdall A47C 3/04
 D875,394 S * 2/2020 Komatick D3/289
 D876,113 S * 2/2020 Chhetri D6/353
 D904,048 S * 12/2020 Spark D6/352

FOREIGN PATENT DOCUMENTS

CN	306418185	* 3/2021
CN	306500572	* 4/2021
CN	306601334	* 6/2021
GB	6111232	* 12/2020
JP	D1658294	* 4/2020

OTHER PUBLICATIONS

Google search: “circular cushion with grips” [site visited May 15, 2021]: https://www.google.com/search?q=circular+cushion+with+grips&xsrf=ALeKk0IjUiMC_VZdaxzKQYrCUIQ0Z0gRww:1624142997846&source=lnms&tbm=isch&sa=X&ved=2ahUKewjv-syT5KTxAhVGEFkFHVamDjwQ_AUoAnoECawQBA&biw=1200&bih=1777 (Year: 2021).*

* cited by examiner

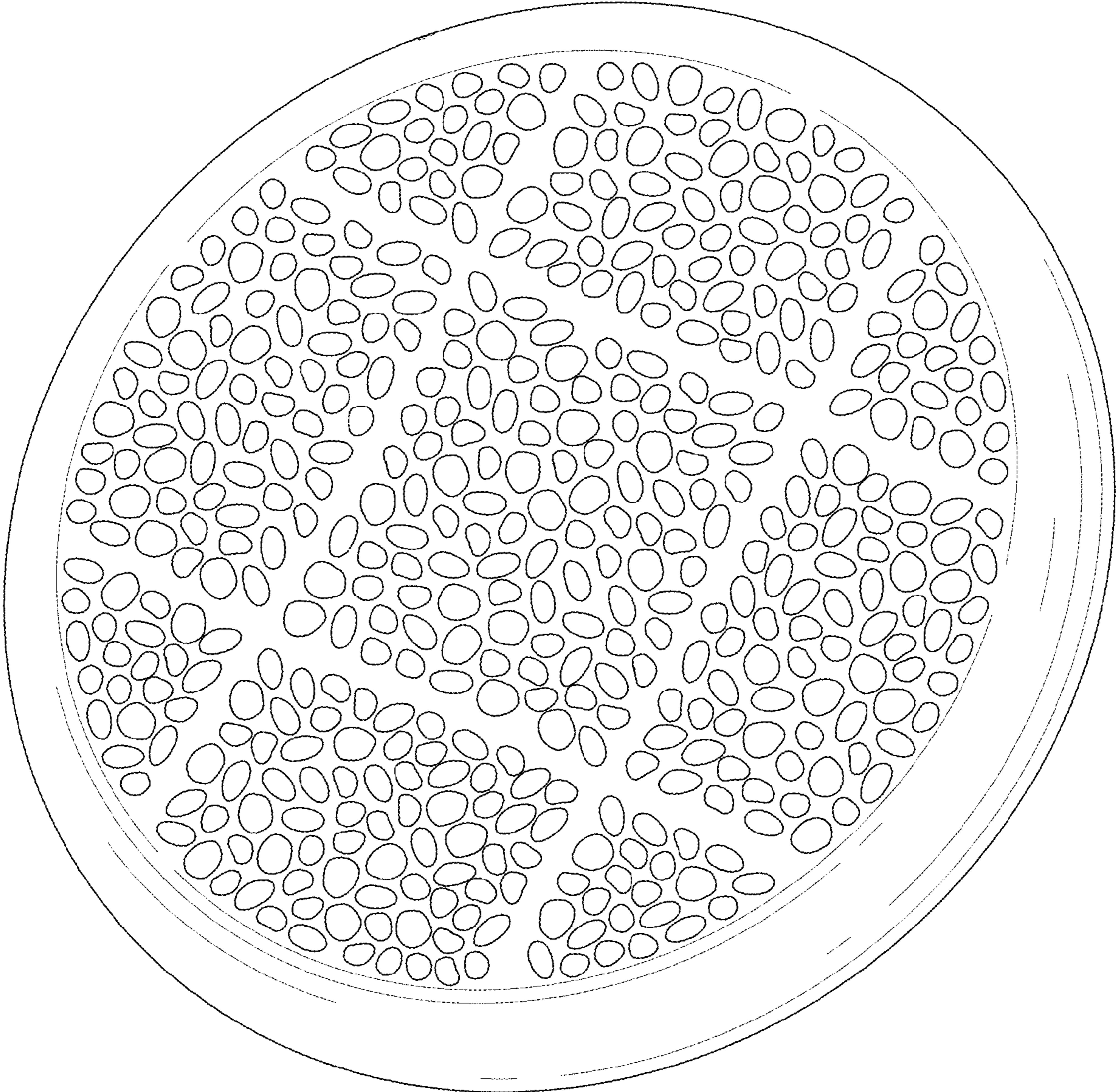


FIG. 1

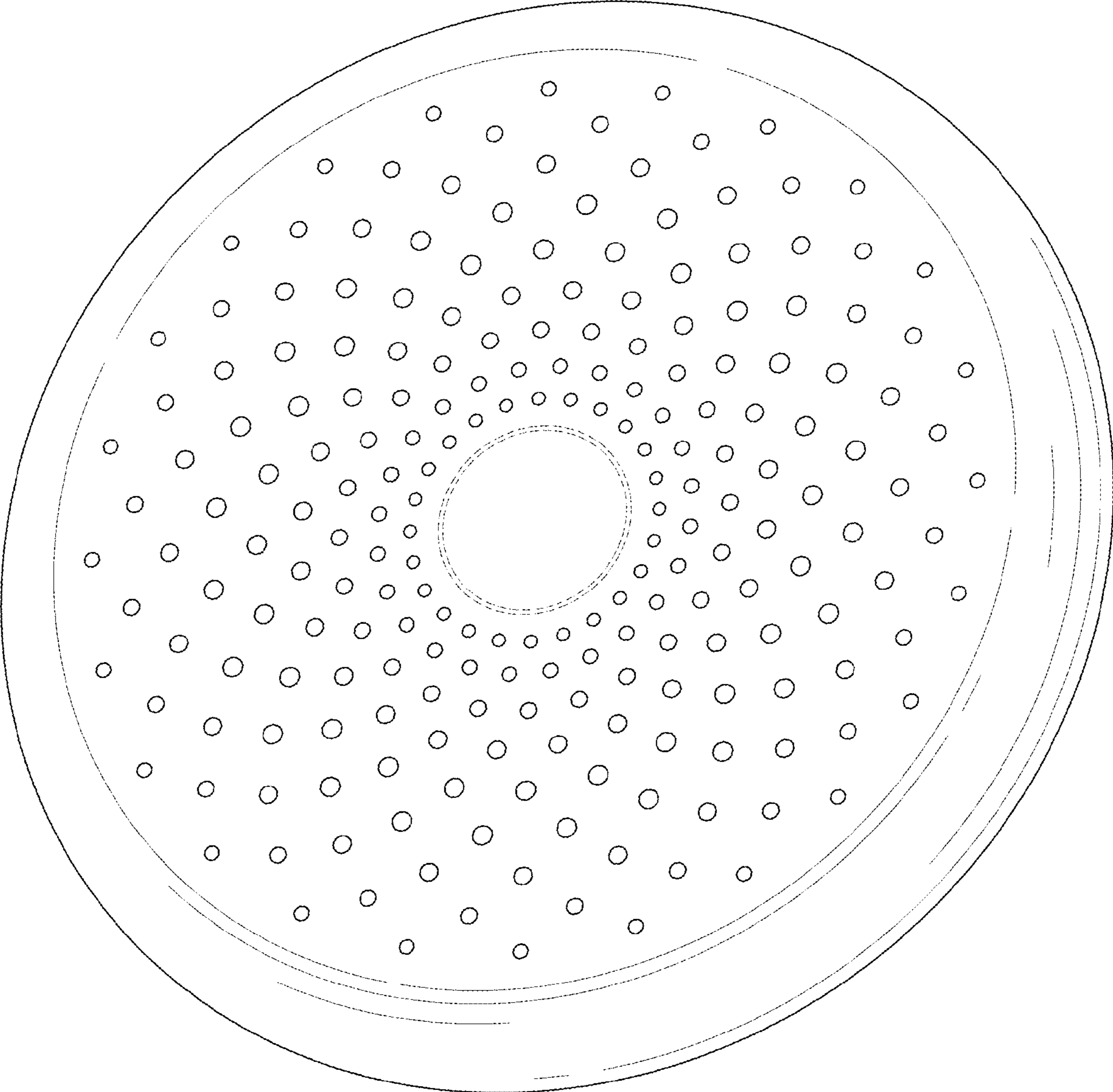


FIG. 2

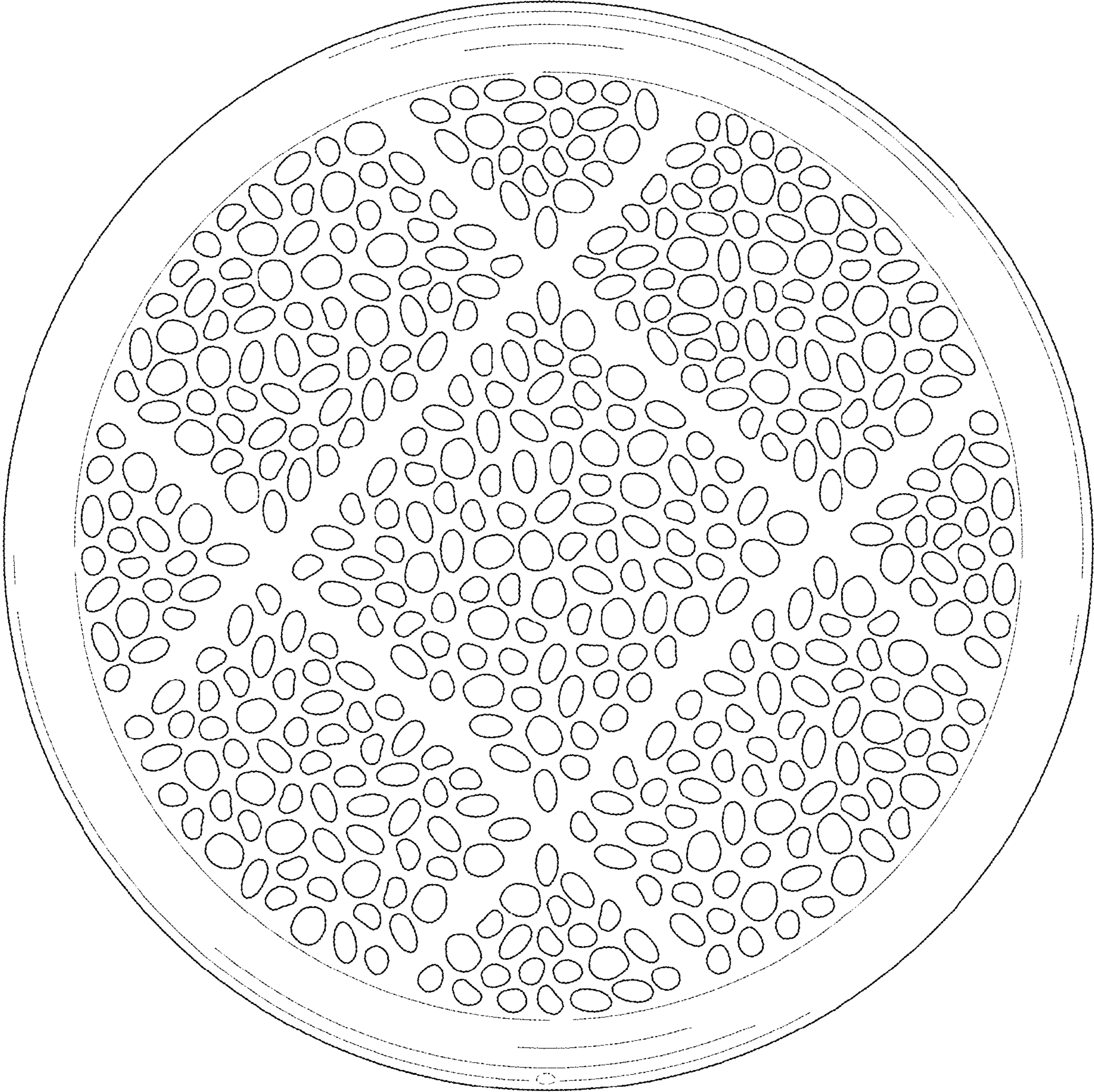


FIG. 3

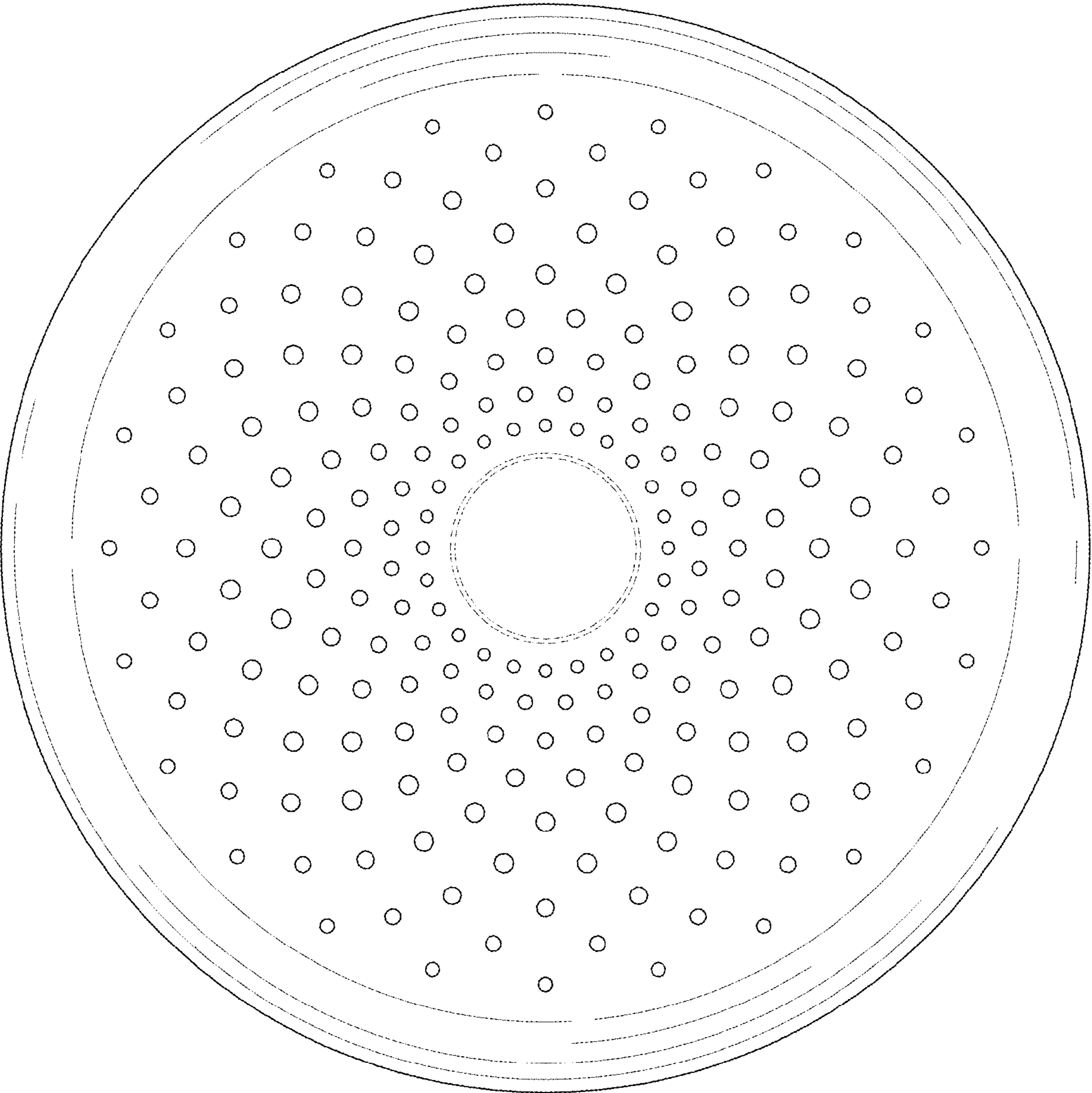


FIG. 4




FIG. 5




FIG. 6




FIG. 7




FIG. 8