



US00D935226S

(12) **United States Design Patent** (10) **Patent No.:** **US D935,226 S**
Wang et al. (45) **Date of Patent:** **** Nov. 9, 2021**

(54) **PILLOW**
(71) Applicants: **Wenmin Wang**, Qingdao (CN);
Mingxing Shao, Hegang (CN)
(72) Inventors: **Wenmin Wang**, Qingdao (CN);
Mingxing Shao, Hegang (CN)
(**) Term: **15 Years**
(21) Appl. No.: **29/732,172**
(22) Filed: **Apr. 22, 2020**
(30) **Foreign Application Priority Data**
Apr. 7, 2020 (CN) 202030131938.3
(51) **LOC (13) Cl.** **06-09**
(52) **U.S. Cl.**
USPC **D6/601**
(58) **Field of Classification Search**
USPC D6/582-583, 587-592, 595-609,
D6/617-622; D21/803-809; D24/183
CPC A47G 9/00; A47G 2009/001; A47G
2009/002; A47G 2009/003; A47G 9/10;
A47G 9/1009; A47G 2009/1018; A47G
9/1045; A47G 9/1081; A47G 9/109;
A61G 7/072
See application file for complete search history.

(56) **References Cited**
U.S. PATENT DOCUMENTS
2,958,885 A * 11/1960 Donney A47L 13/03
401/196
D516,855 S * 3/2006 Akamatsu D6/601
D672,186 S * 12/2012 Alletto, Jr. D6/606
D719,764 S * 12/2014 Enders D6/606

D726,452 S * 4/2015 Jensen D6/606
D758,102 S * 6/2016 Mason D6/601
D790,254 S * 6/2017 Brown D6/601
D818,290 S * 5/2018 Facco D6/601
D818,742 S * 5/2018 Bell D6/601
D831,384 S * 10/2018 O'Neill D6/601
10,206,512 B2 * 2/2019 Kim B32B 3/263
D858,142 S * 9/2019 Marrero D6/601
D885,085 S * 5/2020 Dowd D6/601
D896,547 S * 9/2020 Huang D6/601
D903,377 S * 12/2020 Yin D6/601
D909,092 S * 2/2021 Pearce D6/601
D909,790 S * 2/2021 Pearce D6/601
D917,926 S * 5/2021 Pearce D6/601
D917,927 S * 5/2021 Taylor D6/601
2008/0244832 A1 * 10/2008 Kuo A47C 7/021
5/638
2016/0166092 A1 * 6/2016 Alletto, Jr. A47G 9/1036
5/638
2018/0140116 A1 * 5/2018 Werner A47G 9/0253

* cited by examiner

Primary Examiner — Jennifer L Rempfer
(74) *Attorney, Agent, or Firm* — Runit Ranjit Kanakia

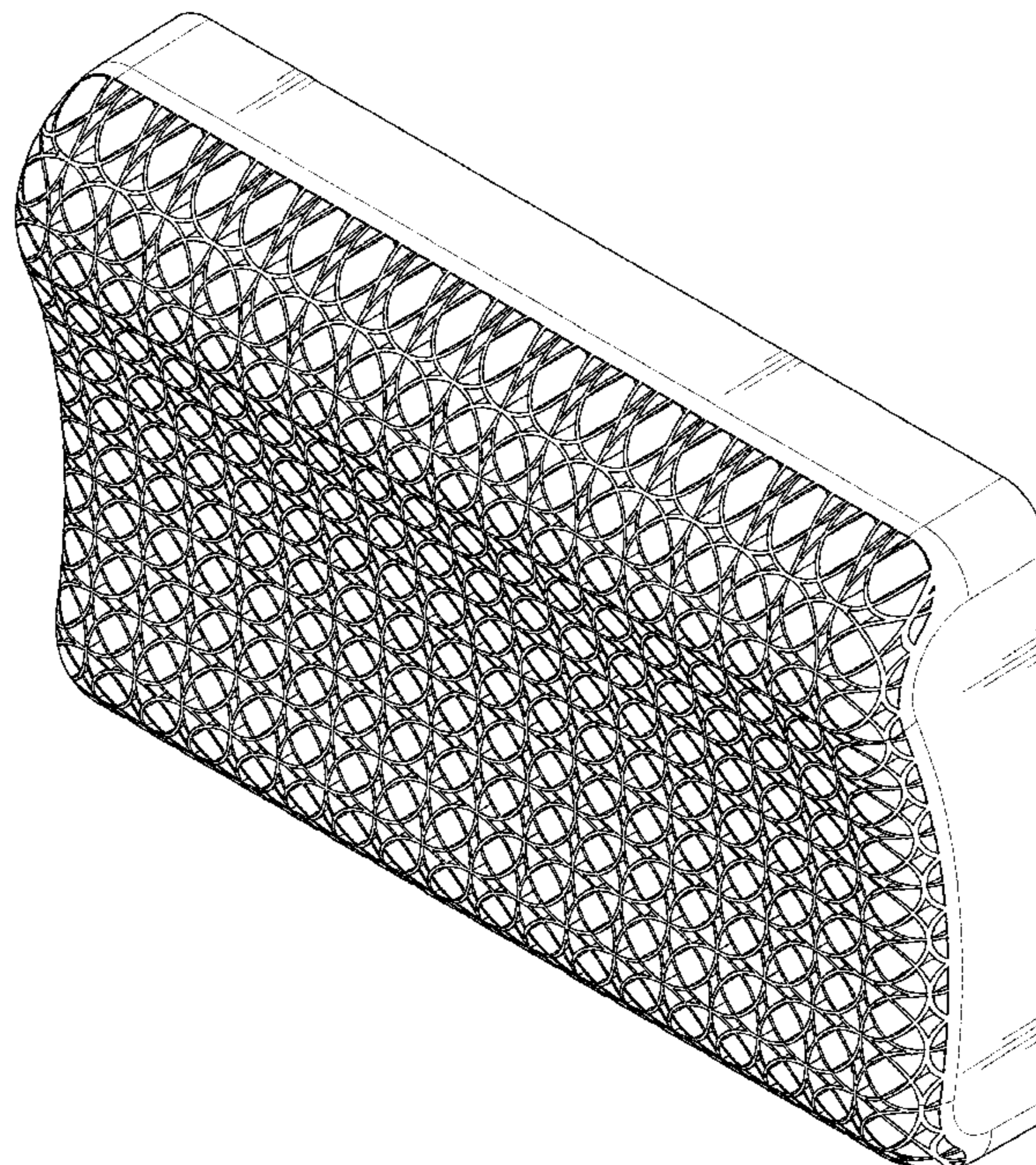
(57) **CLAIM**

We claim the ornamental design for a pillow, as shown and described.

DESCRIPTION

FIG. 1 is a Perspective view of a pillow showing my new design;
FIG. 2 is a Front view thereof;
FIG. 3 is a Back view thereof;
FIG. 4 is a Left-side view thereof;
FIG. 5 is a Right-side view thereof;
FIG. 6 is a Top view thereof; and,
FIG. 7 is a Bottom view thereof.

1 Claim, 7 Drawing Sheets



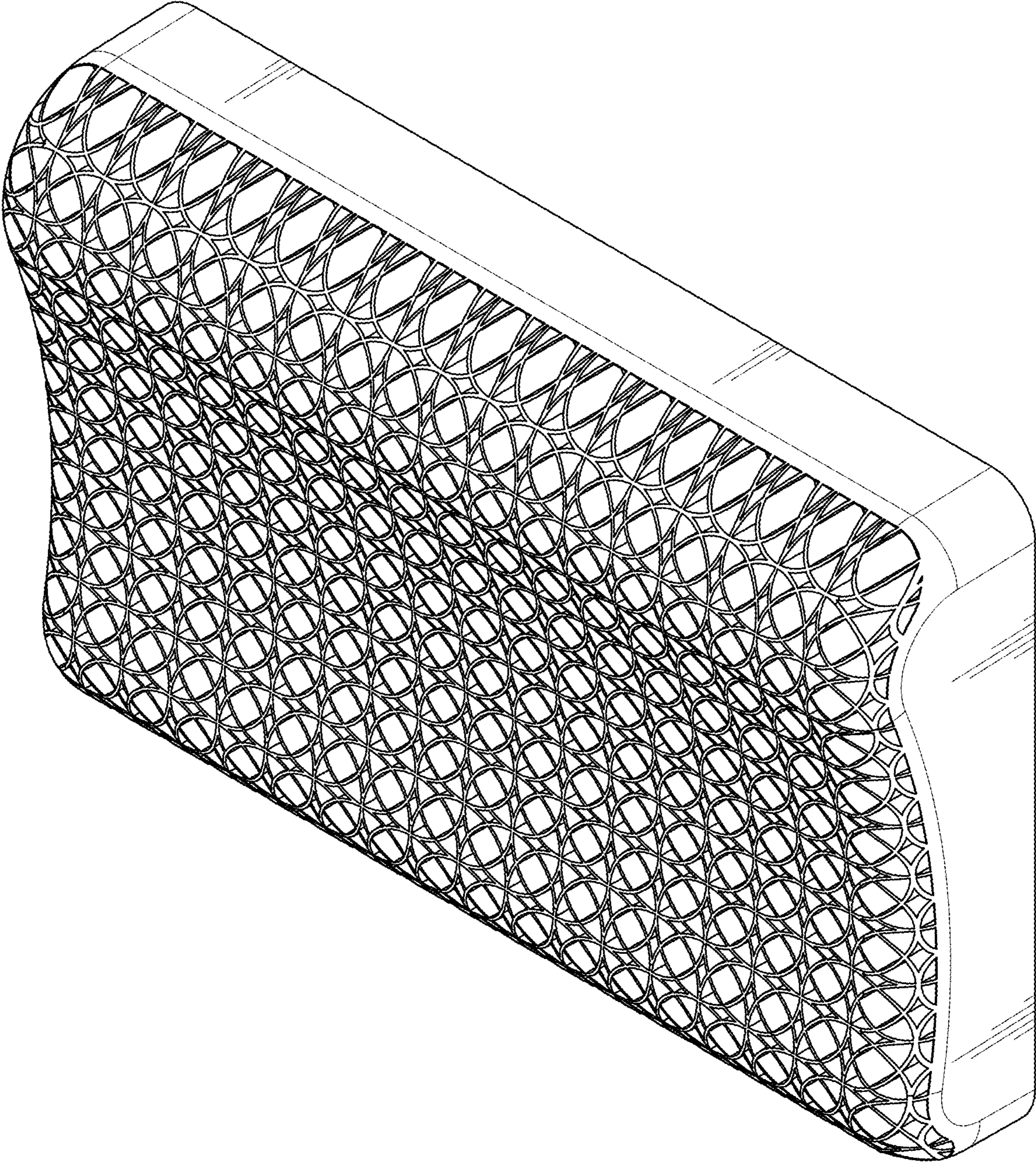


FIG. 1




FIG. 2




FIG. 3

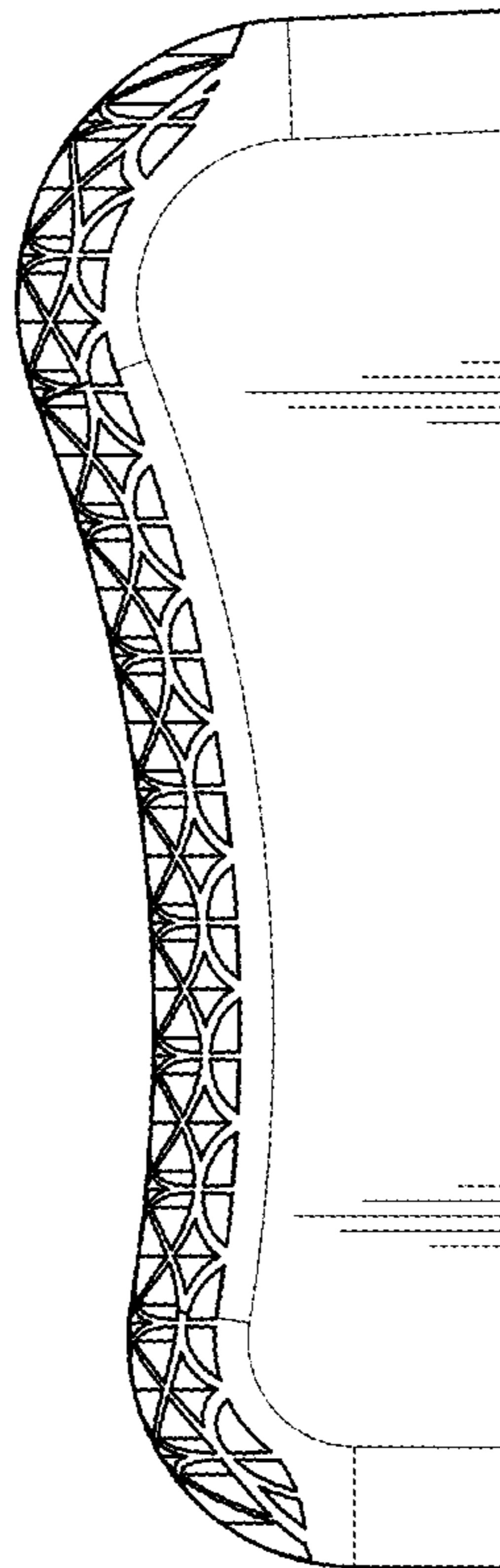


FIG. 4

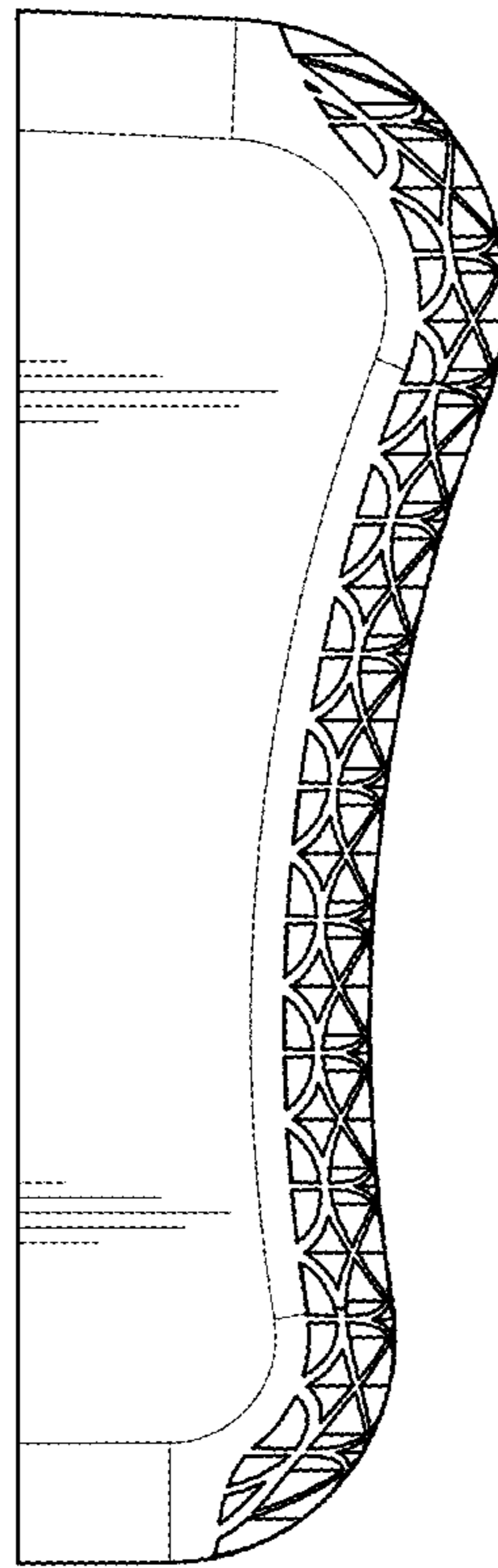


FIG. 5

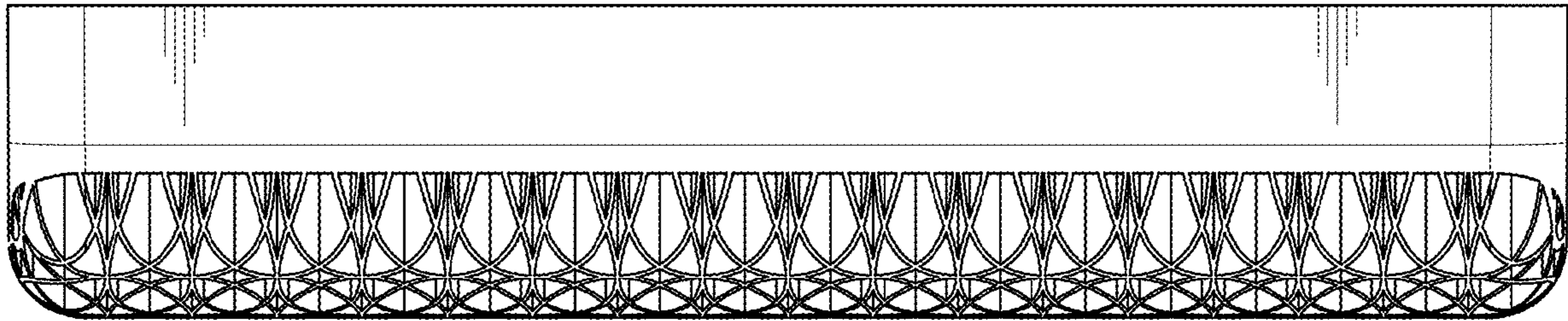


FIG. 6

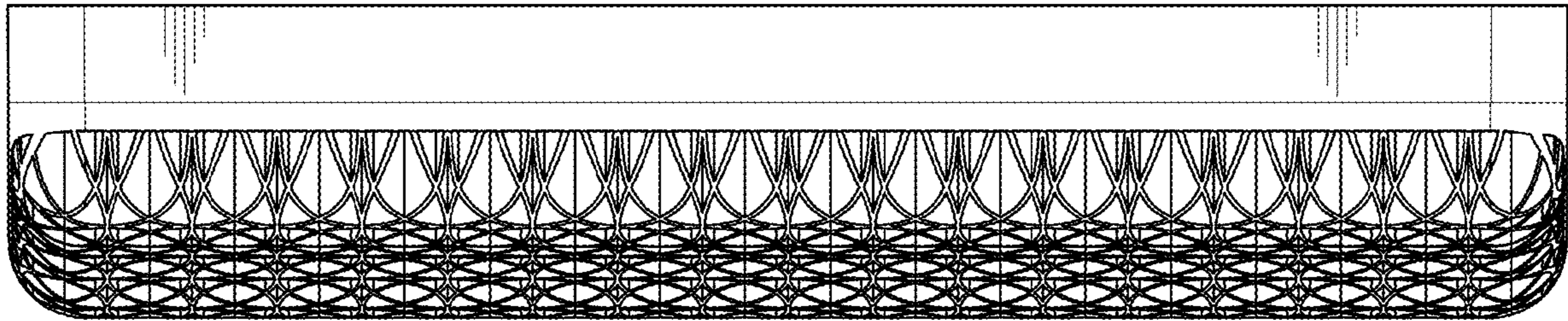


FIG. 7