



US00D935203S

(12) **United States Design Patent** (10) **Patent No.:** **US D935,203 S**
Li (45) **Date of Patent:** **** Nov. 9, 2021**

- (54) **CLOTHING DIVIDER** 3,243,087 A * 3/1966 Pulitzer A47G 25/743
223/87
- (71) Applicant: **GUANGZHOU YOYOWOSI** 4,240,543 A * 12/1980 McKee A45C 11/18
NETWORK TECHNOLOGY CO., 150/147
LTD., Guangzhou (CN) 4,759,440 A * 7/1988 Kolton A47G 25/743
206/278
- (72) Inventor: **Siyuan Li,** Guangzhou (CN) D313,820 S * 1/1991 Wright D19/86
D427,640 S * 7/2000 Derentz D20/22
D630,444 S * 1/2011 Navarro D6/315
D636,189 S * 4/2011 Dickinson G09F 3/16
D6/315
- (73) Assignee: **GUANGZHOU YOYOWOSI** D660,018 S * 5/2012 Banda D6/328
NETWORK TECHNOLOGY CO., D660,020 S * 5/2012 Banda D6/328
LTD., Guangzhou (CN) D673,141 S * 12/2012 Lolli D14/230
D896,947 S * 9/2020 Scaba D23/366
D905,977 S * 12/2020 Nagamatsu D6/328
- (**) Term: **15 Years** 2015/0191300 A1 7/2015 Terkanian
- (21) Appl. No.: **29/766,153**
- (22) Filed: **Jan. 14, 2021**

- (51) **LOC (13) Cl.** **06-08**
- (52) **U.S. Cl.**
USPC **D6/316; D6/315; D6/328**
- (58) **Field of Classification Search**
USPC D6/315-328; D8/367
CPC A47G 25/32; A47G 25/28; A47G 25/442;
A47G 25/20; A47G 25/24; A47G
25/1421; A47G 25/1428; A47G 25/06;
A47G 25/52; A47G 25/38; A47G 25/50;
A47G 25/183; A47G 25/70; A47G
25/0607; A47G 2025/448; A47G 25/1414;
A47G 25/0678; A47G 25/44; A47F 7/19;
A47F 5/01; A47F 5/13
See application file for complete search history.

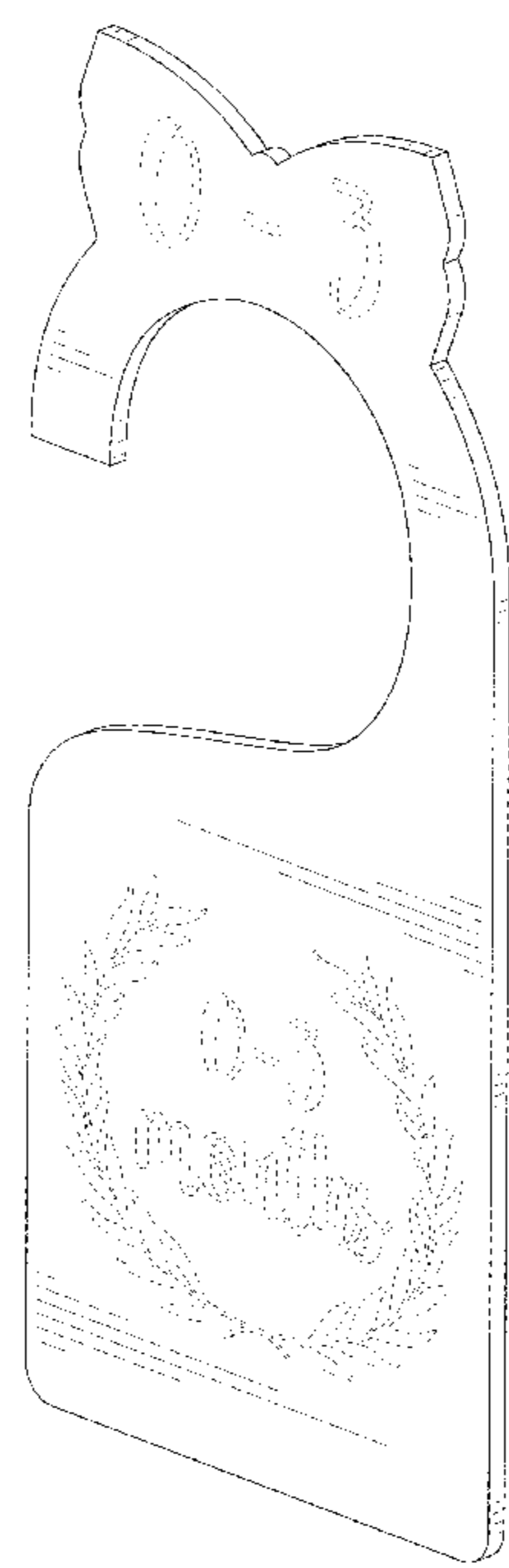
- (56) **References Cited**
U.S. PATENT DOCUMENTS
D189,899 S * 3/1961 Levine et al. D6/315
3,204,838 A * 9/1965 Pulitzer A47G 25/743
223/87

* cited by examiner
Primary Examiner — Lauren R Calve

(57) **CLAIM**
The ornamental design for a clothing divider, as shown and described.

DESCRIPTION
FIG. 1 is a perspective view of a clothing divider showing my new design;
FIG. 2 is another perspective view thereof;
FIG. 3 is a front elevational view thereof;
FIG. 4 is a rear elevational view thereof;
FIG. 5 is a left side elevational view thereof;
FIG. 6 is a right side elevational view thereof;
FIG. 7 is a top plan view thereof; and,
FIG. 8 is a bottom plan view thereof.
The broken lines in the drawings depict portions of the clothing divider that form no part of the claimed design.

1 Claim, 8 Drawing Sheets



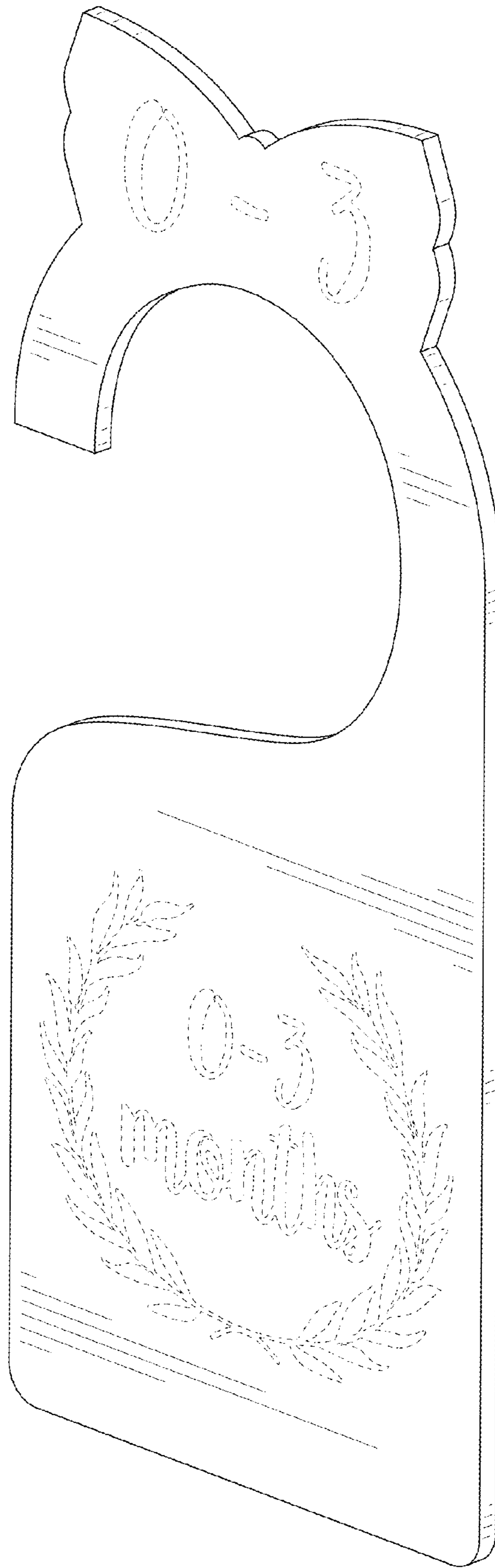


FIG. 1

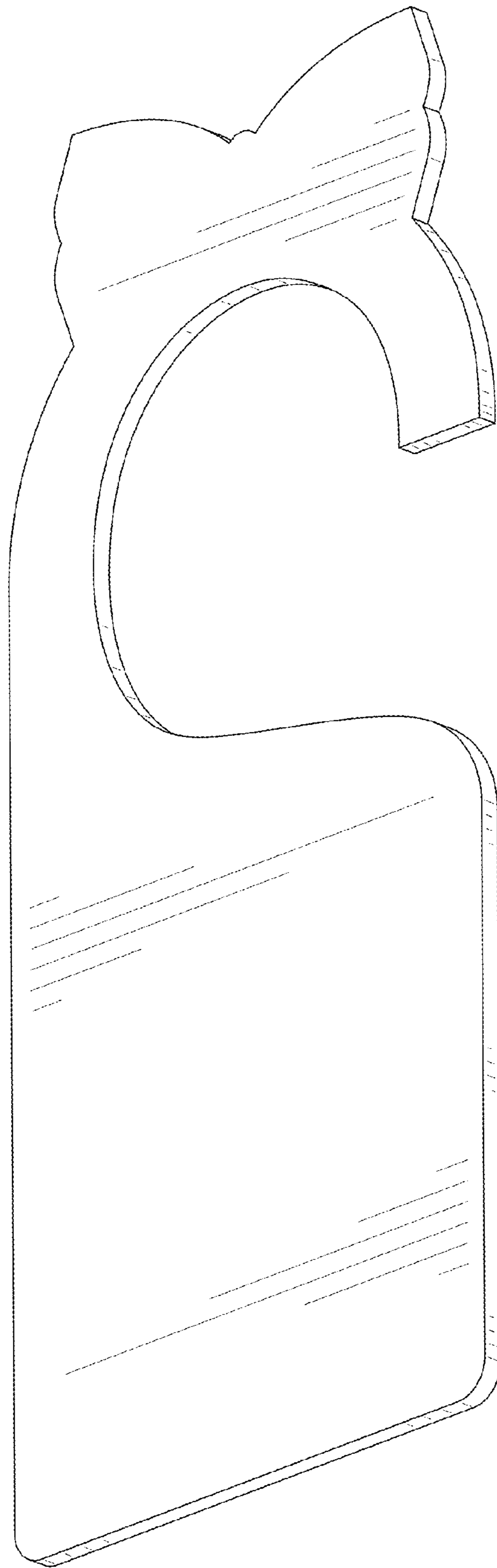


FIG. 2

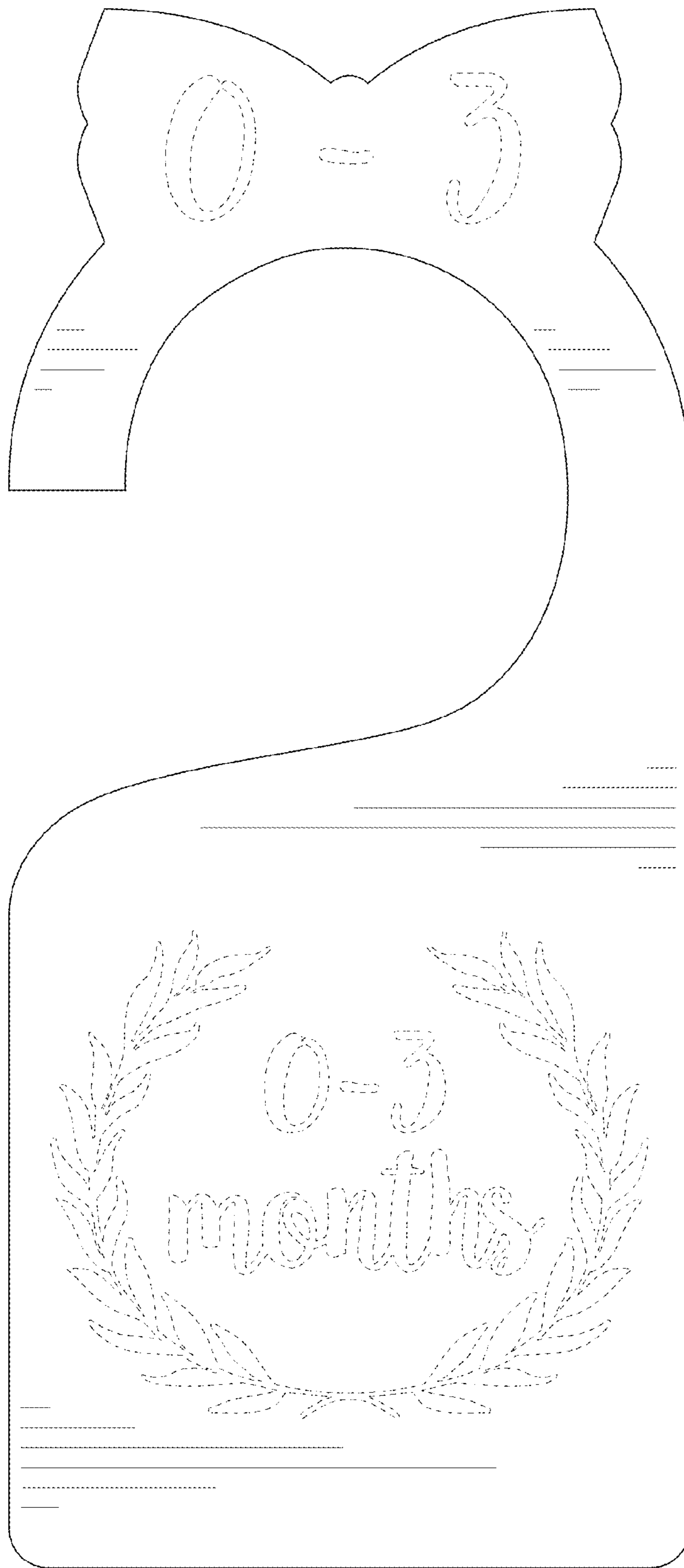


FIG. 3

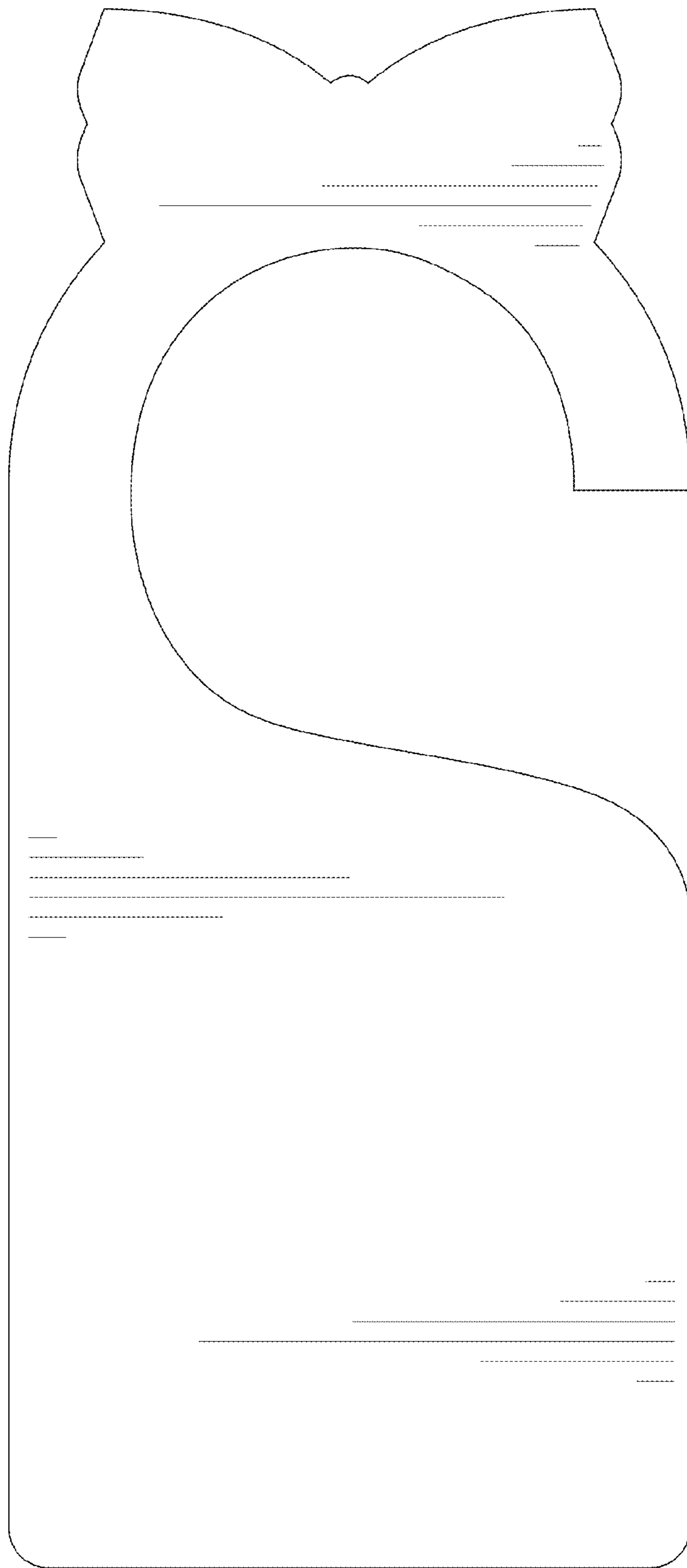


FIG. 4

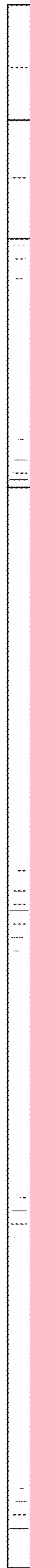


FIG. 5




FIG. 6



FIG. 7



FIG. 8