



US00D935193S

(12) **United States Design Patent** (10) **Patent No.:** **US D935,193 S**
He et al. (45) **Date of Patent:** **** Nov. 9, 2021**

(54) **ELECTRIC TOOTHBRUSH HEAD**
(71) Applicants: **Huajie He**, Guangdong (CN);
Mingfeng He, Guangdong (CN)
(72) Inventors: **Huajie He**, Guangdong (CN);
Mingfeng He, Guangdong (CN)

D793,735 S * 8/2017 Zavalloni D4/102
D794,336 S * 8/2017 Zavalloni D4/102
9,724,180 B1 * 8/2017 Liu A61C 17/222
D851,938 S * 6/2019 Bloch D4/101
D891,114 S * 7/2020 Kuang D4/101
D891,116 S * 7/2020 Feng D4/101
2008/0196184 A1 * 8/2008 Dooley A61C 17/22
15/22.1

(73) Assignee: **Shenzhen Baolijie Technology Co., Ltd.**, Guangdong (CN)

FOREIGN PATENT DOCUMENTS

(**) Term: **15 Years**

CN 304930298 * 12/2018
EM 006785614-0002 * 8/2019

(21) Appl. No.: **29/704,080**

* cited by examiner

(22) Filed: **Aug. 30, 2019**

Primary Examiner — Karen E Eldridge Powers

(51) **LOC (13) Cl.** **28-03**

(57) **CLAIM**

(52) **U.S. Cl.**
USPC **D4/101**

The ornamental design for an electric toothbrush head, as shown and described.

(58) **Field of Classification Search**
USPC D4/100, 102, 104, 105, 106, 107, 108,
D4/109, 110, 112, 113, 114, 115, 116,
D4/136, 199
CPC A46B 2200/1066; A46B 5/02
See application file for complete search history.

DESCRIPTION

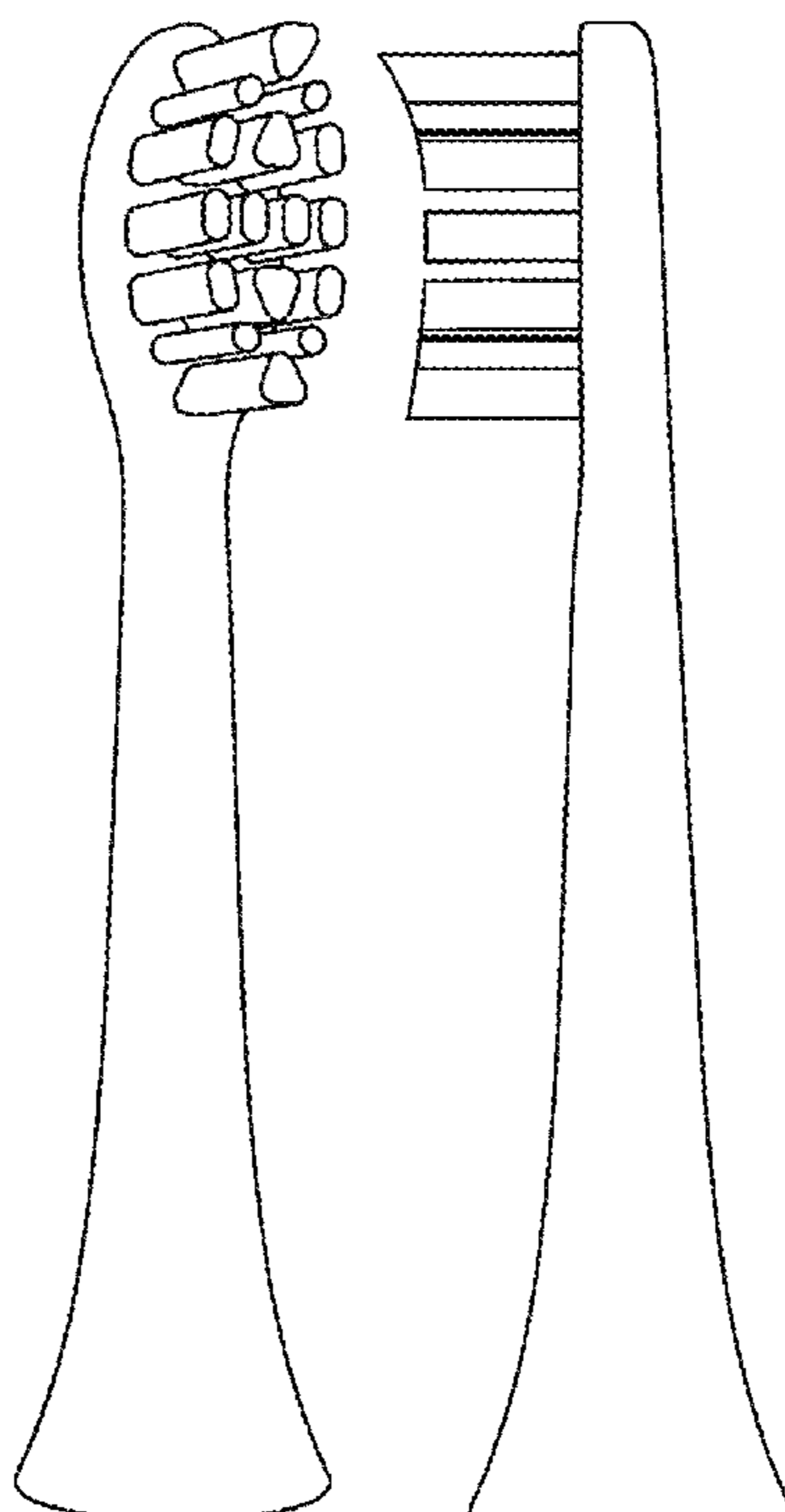
(56) **References Cited**

U.S. PATENT DOCUMENTS

D422,143 S * 4/2000 Beals D4/104
D425,306 S * 5/2000 Beals D4/104
D611,712 S * 3/2010 Stoerkel D4/104
D653,035 S * 1/2012 Gebski D4/101
D715,057 S * 10/2014 Adriaenssen D4/101
D747,609 S * 1/2016 Watkins D4/101
D759,380 S * 6/2016 Watkins D4/101
D759,383 S * 6/2016 Watkins D4/101

FIG. 1 is a perspective view of an electric toothbrush head showing my new design;
FIG. 2 is a front elevational view thereof;
FIG. 3 is a rear elevational view thereof;
FIG. 4 is a left side elevational view thereof;
FIG. 5 is a right side elevational view thereof;
FIG. 6 is a top plan view thereof; and,
FIG. 7 is a bottom plan view thereof.
The features shown in broken lines in the drawings illustrate environmental structure and form no part of the claimed design.

1 Claim, 7 Drawing Sheets



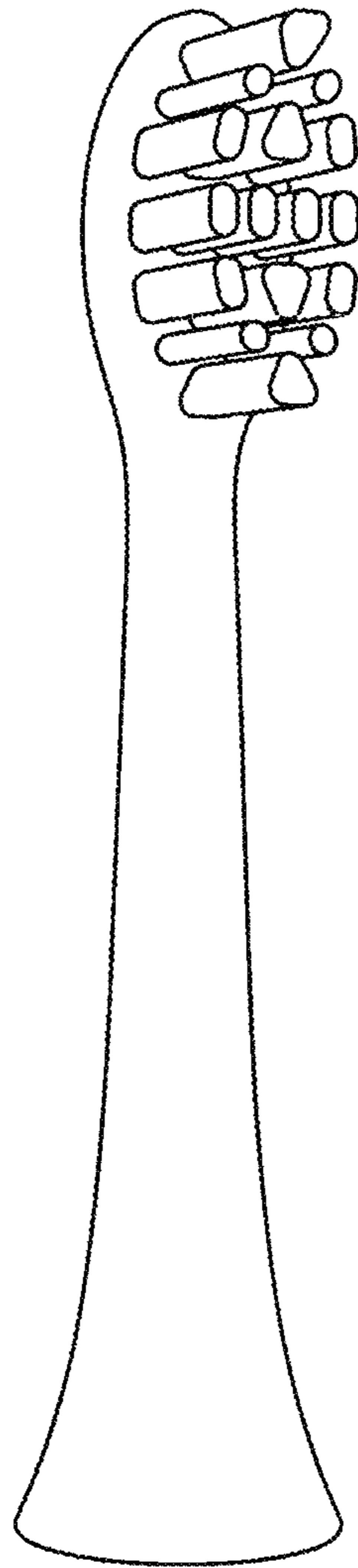


FIG. 1

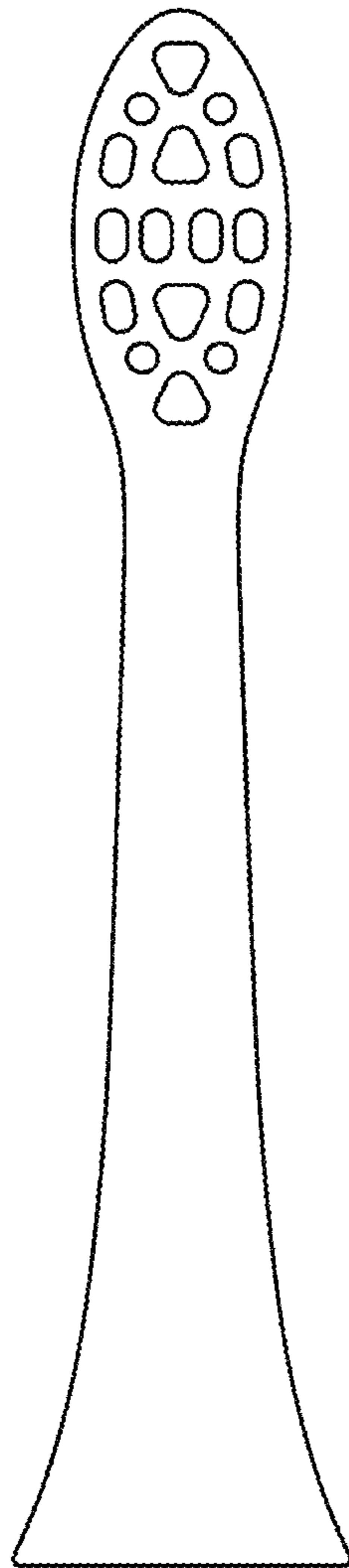


FIG. 2

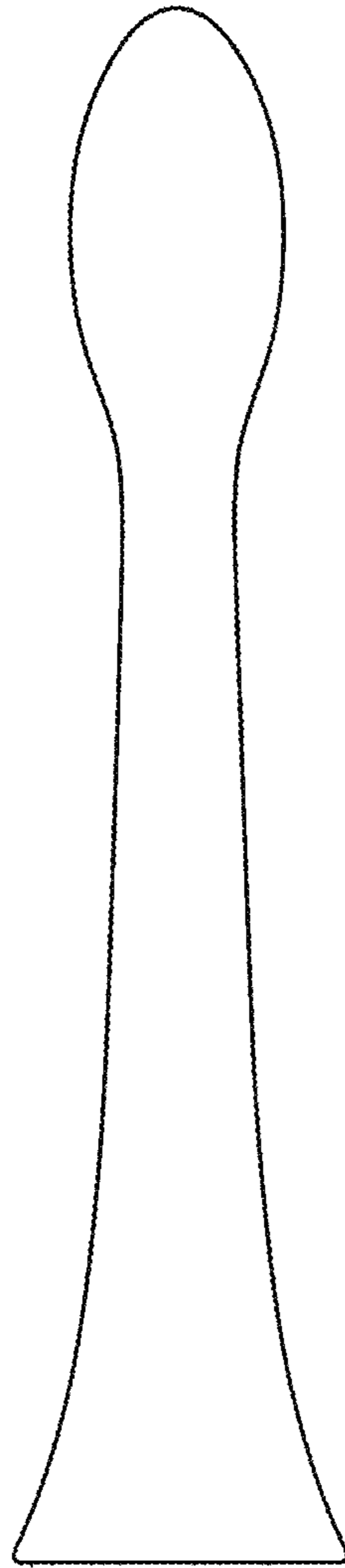


FIG. 3

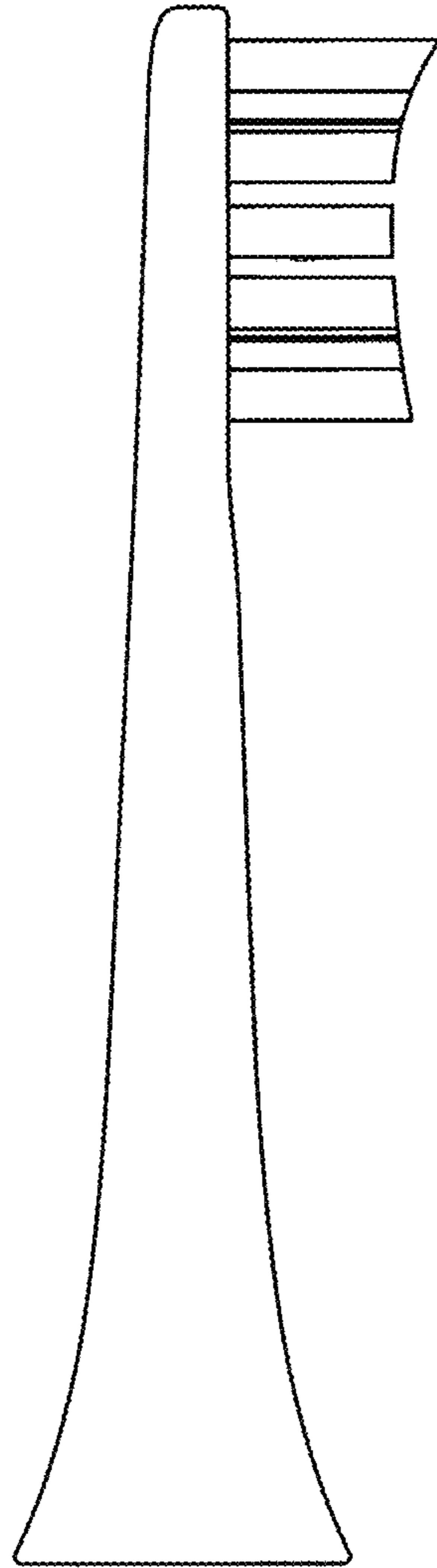


FIG. 4

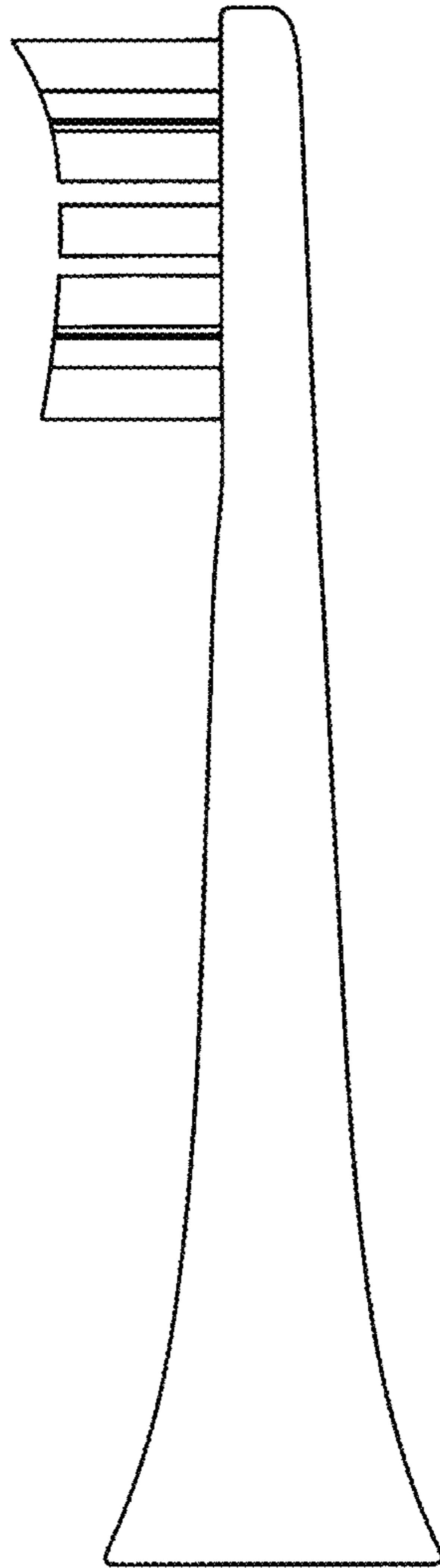


FIG. 5

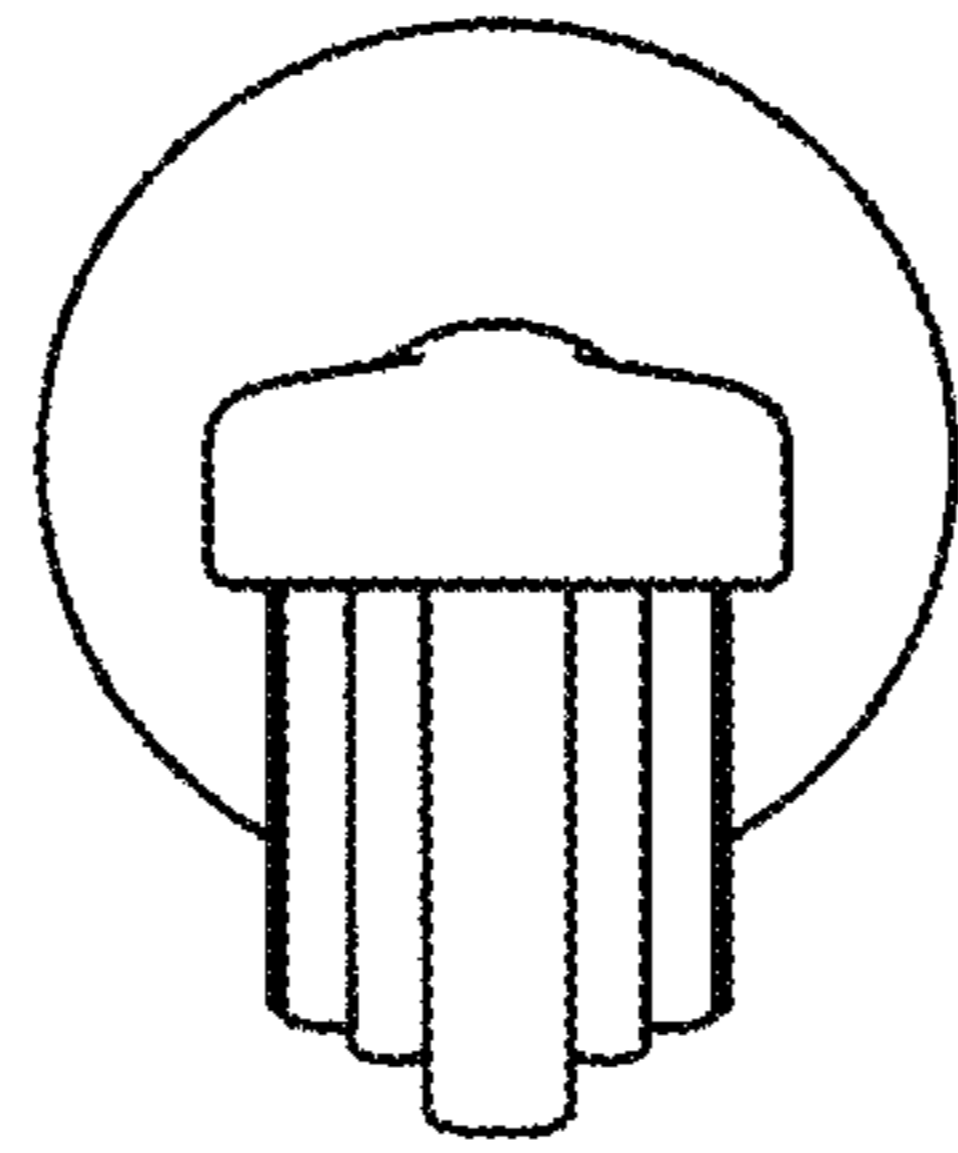


FIG. 6

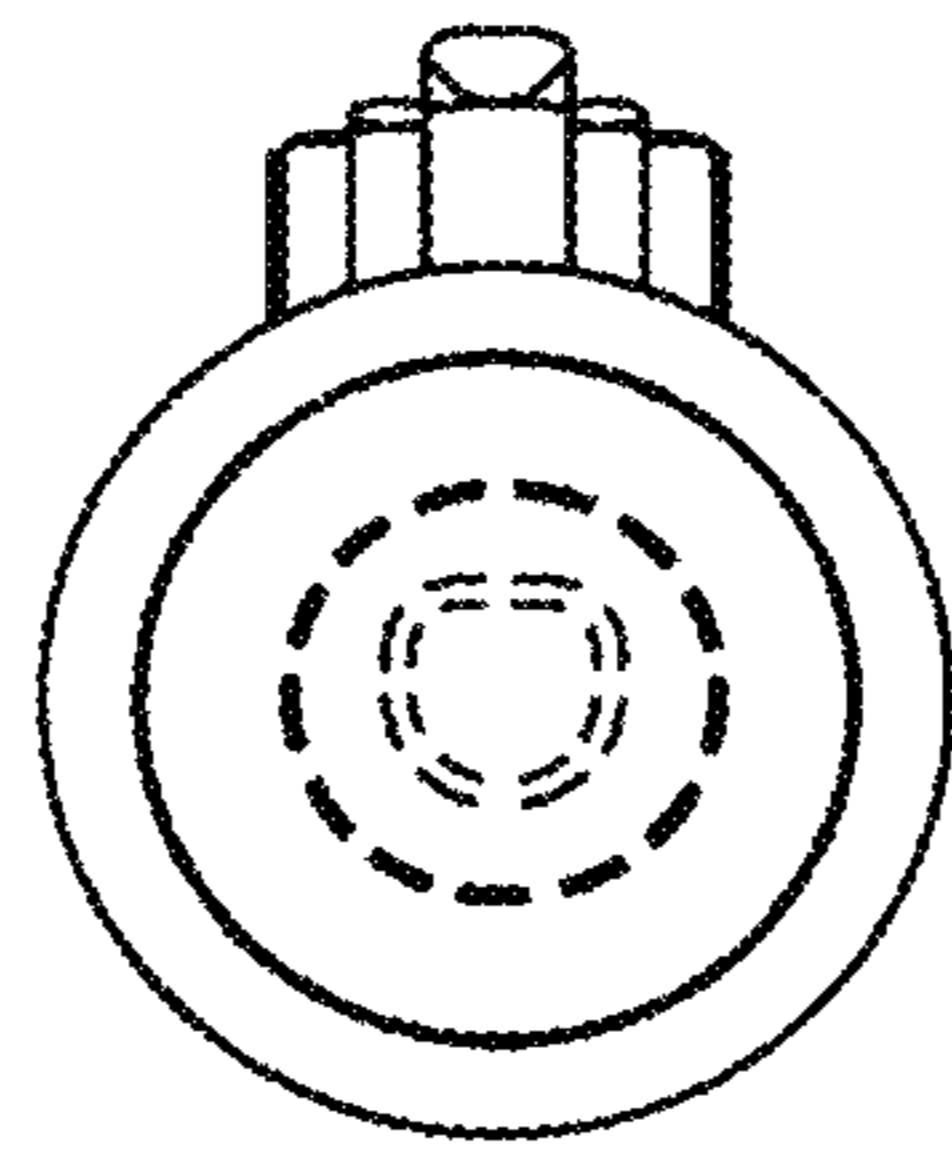


FIG. 7