



US00D935192S

(12) **United States Design Patent** (10) **Patent No.:** **US D935,192 S**  
**He et al.** (45) **Date of Patent:** **\*\* Nov. 9, 2021**

(54) **ELECTRIC TOOTHBRUSH HEAD**  
(71) Applicants: **Huajie He**, Guangdong (CN);  
**Mingfeng He**, Guangdong (CN)  
(72) Inventors: **Huajie He**, Guangdong (CN);  
**Mingfeng He**, Guangdong (CN)  
(73) Assignee: **Shenzhen Baolijie Technology Co., Ltd.**, Guangdong (CN)

D759,381 S \* 6/2016 Watkins ..... D4/101  
D759,383 S \* 6/2016 Watkins ..... D4/101  
9,668,840 B2 \* 6/2017 Miller ..... A46B 9/04  
9,724,180 B1 \* 8/2017 Liu ..... A61C 17/222  
D882,271 S \* 4/2020 Mote ..... D4/104  
D891,114 S \* 7/2020 Kuang ..... D4/101

**FOREIGN PATENT DOCUMENTS**

CN 304627051 \* 5/2018  
EM 006785614-0001 \* 8/2019

(\*\*) Term: **15 Years**

**OTHER PUBLICATIONS**

(21) Appl. No.: **29/703,876**  
(22) Filed: **Aug. 30, 2019**  
(51) **LOC (13) Cl.** ..... **28-03**  
(52) **U.S. Cl.**  
USPC ..... **D4/101**  
(58) **Field of Classification Search**  
USPC ..... D4/100, 102, 104, 105, 106, 107, 108,  
D4/109, 110, 112, 113, 114, 115, 116,  
D4/136, 199  
CPC ..... A46B 2200/1066; A46B 5/02  
See application file for complete search history.

Philips Sonicare SimplyClean Brush Heads 4-pack [on-line]. [Published Jul. 15, 2019.] [Retrieved from the Internet Dec. 3, 2020.]  
URL: <https://web.archive.org/web/20190715132616/https://www.hsn.com/products/philips-sonicare-simplyclean-brush-heads-4-pack/9084786> (Year: 2019).\*

\* cited by examiner

*Primary Examiner* — Karen E Eldridge Powers

(57) **CLAIM**

The ornamental design for an electric toothbrush head, as shown and described.

**DESCRIPTION**

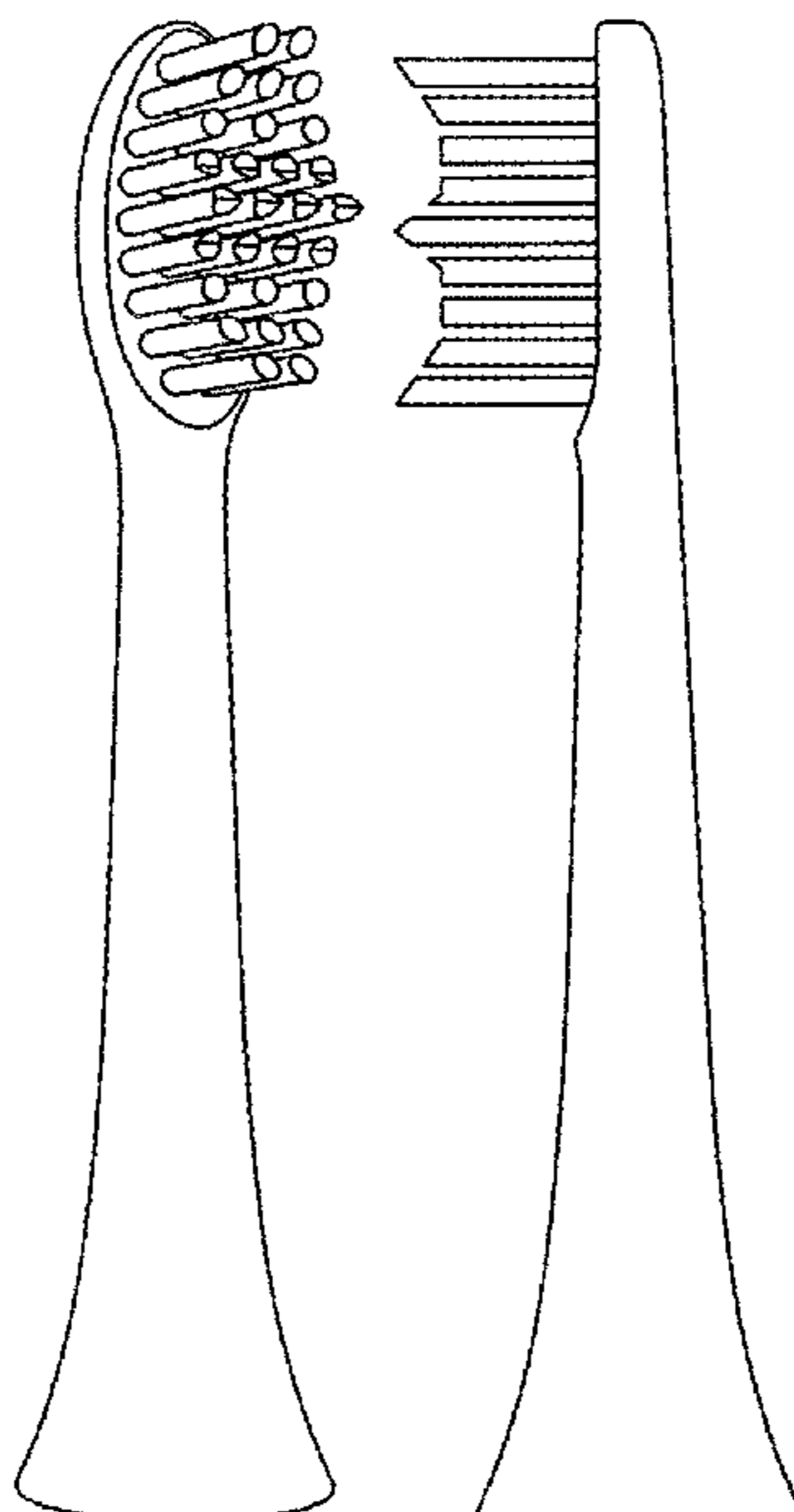
FIG. 1 is a perspective view of an electric toothbrush head showing my new design;  
FIG. 2 is a front elevational view thereof;  
FIG. 3 is a rear elevational view thereof;  
FIG. 4 is a left side elevational view thereof;  
FIG. 5 is a right side elevational view thereof;  
FIG. 6 is a top plan view thereof; and,  
FIG. 7 is a bottom plan view thereof.  
The features shown in broken lines in FIG. 7 illustrate environmental structure and form no part of the claimed design.

(56) **References Cited**

**U.S. PATENT DOCUMENTS**

6,035,476 A \* 3/2000 Underwood ..... A46B 9/045  
15/22.1  
D476,485 S \* 7/2003 Mulder ..... D4/101  
D563,674 S \* 3/2008 Beedham ..... D4/101  
D569,623 S \* 5/2008 Beedham ..... D4/101  
D609,915 S \* 2/2010 Erskine-Smith ..... D4/104  
D653,035 S \* 1/2012 Gebski ..... D4/101  
D676,660 S \* 2/2013 Crossman ..... D4/101  
8,656,548 B2 \* 2/2014 Jungnickel ..... A61C 17/222  
15/221  
D747,609 S \* 1/2016 Watkins ..... D4/101  
D759,380 S \* 6/2016 Watkins ..... D4/101

**1 Claim, 7 Drawing Sheets**



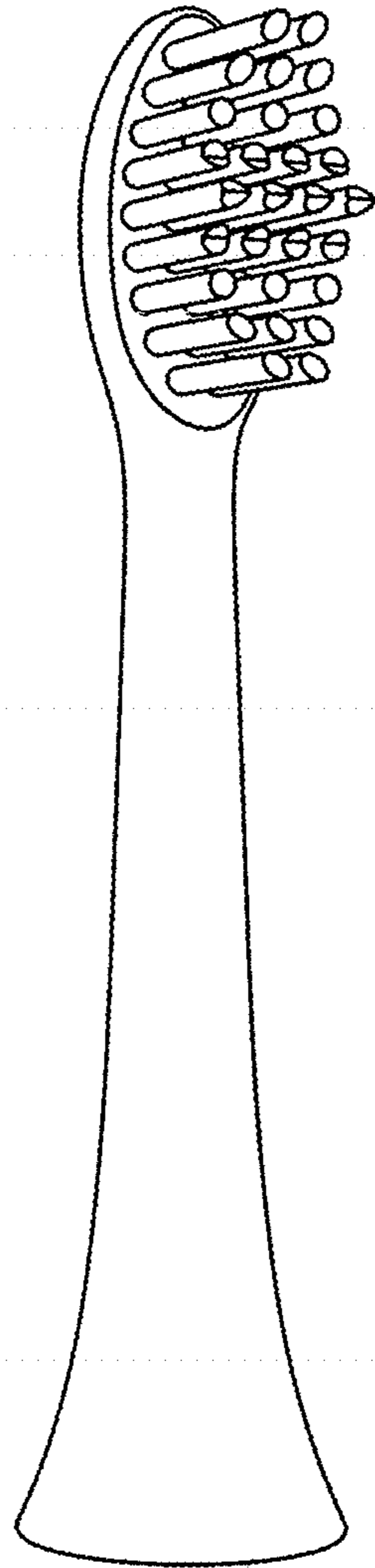


FIG. 1

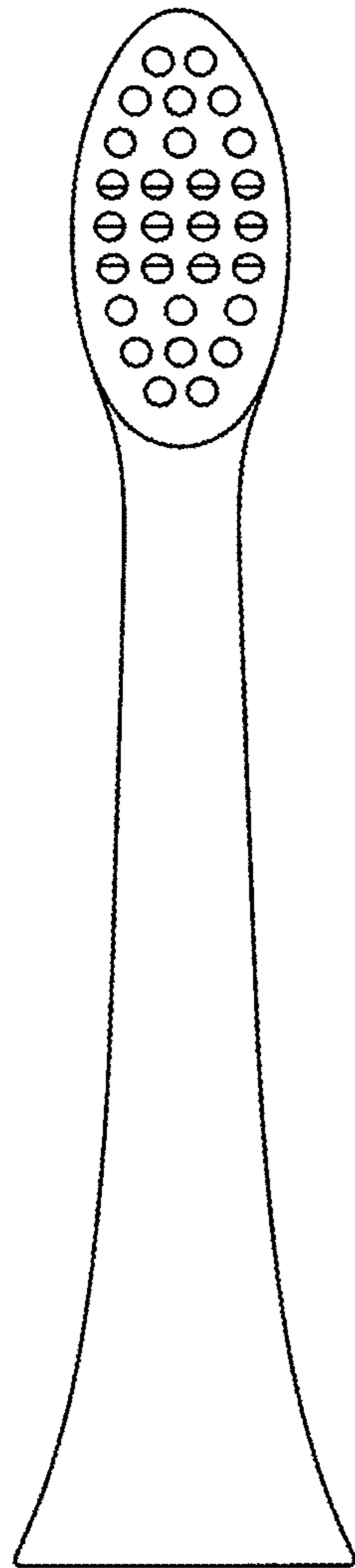


FIG. 2

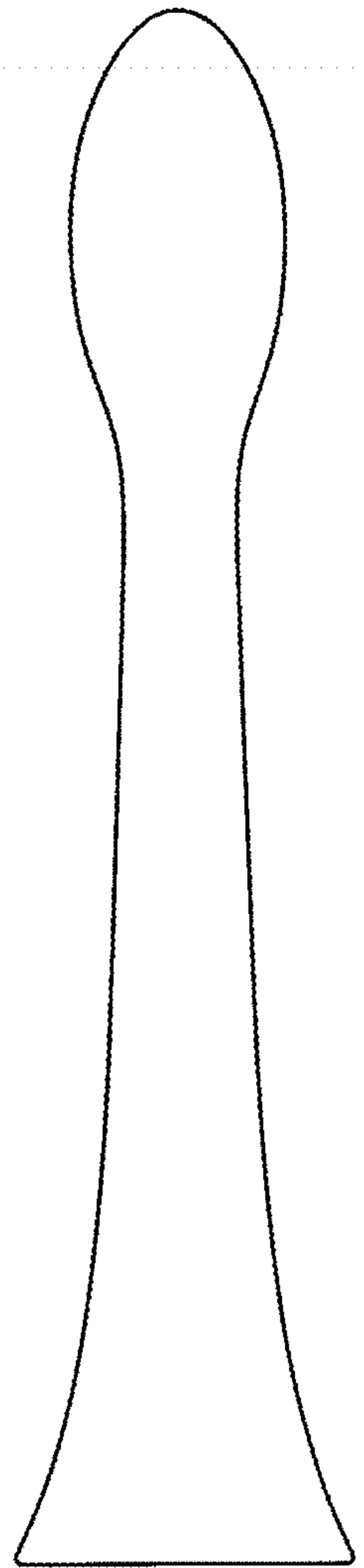


FIG. 3

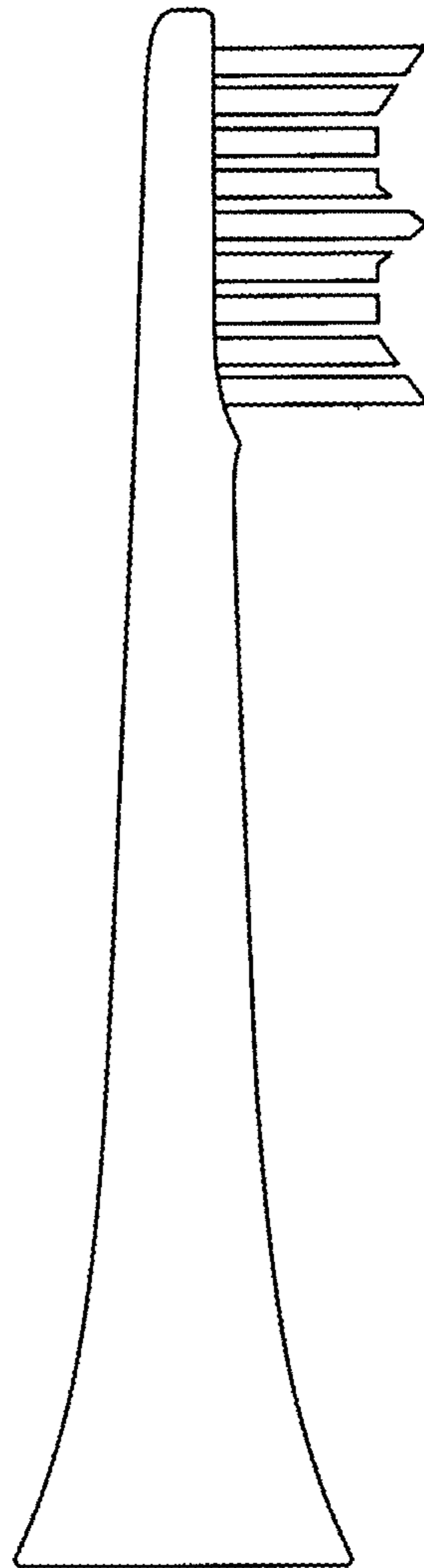


FIG. 4

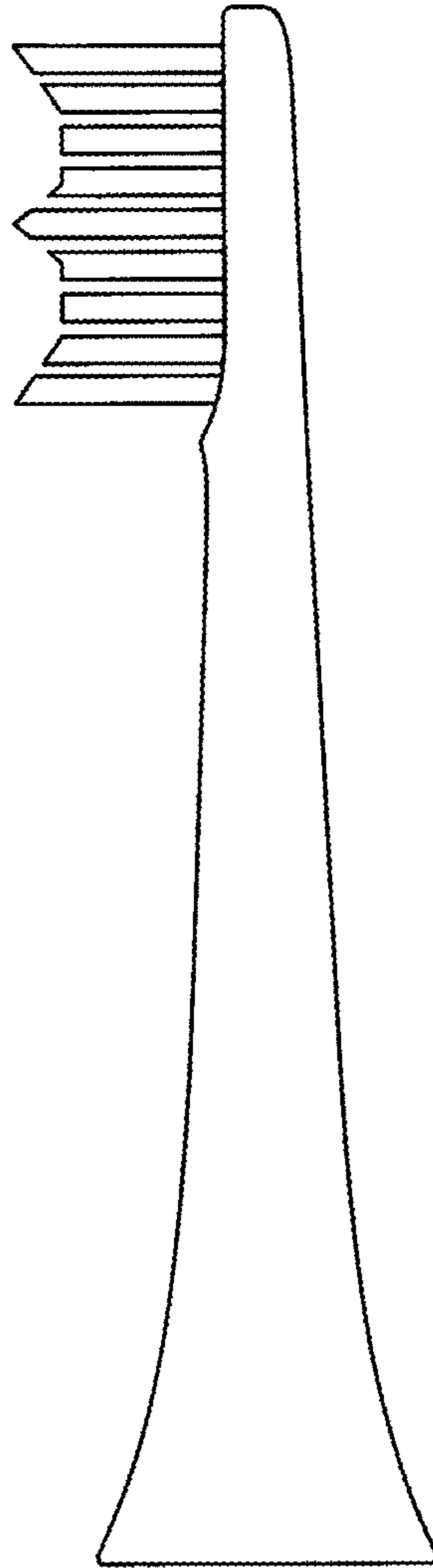


FIG. 5

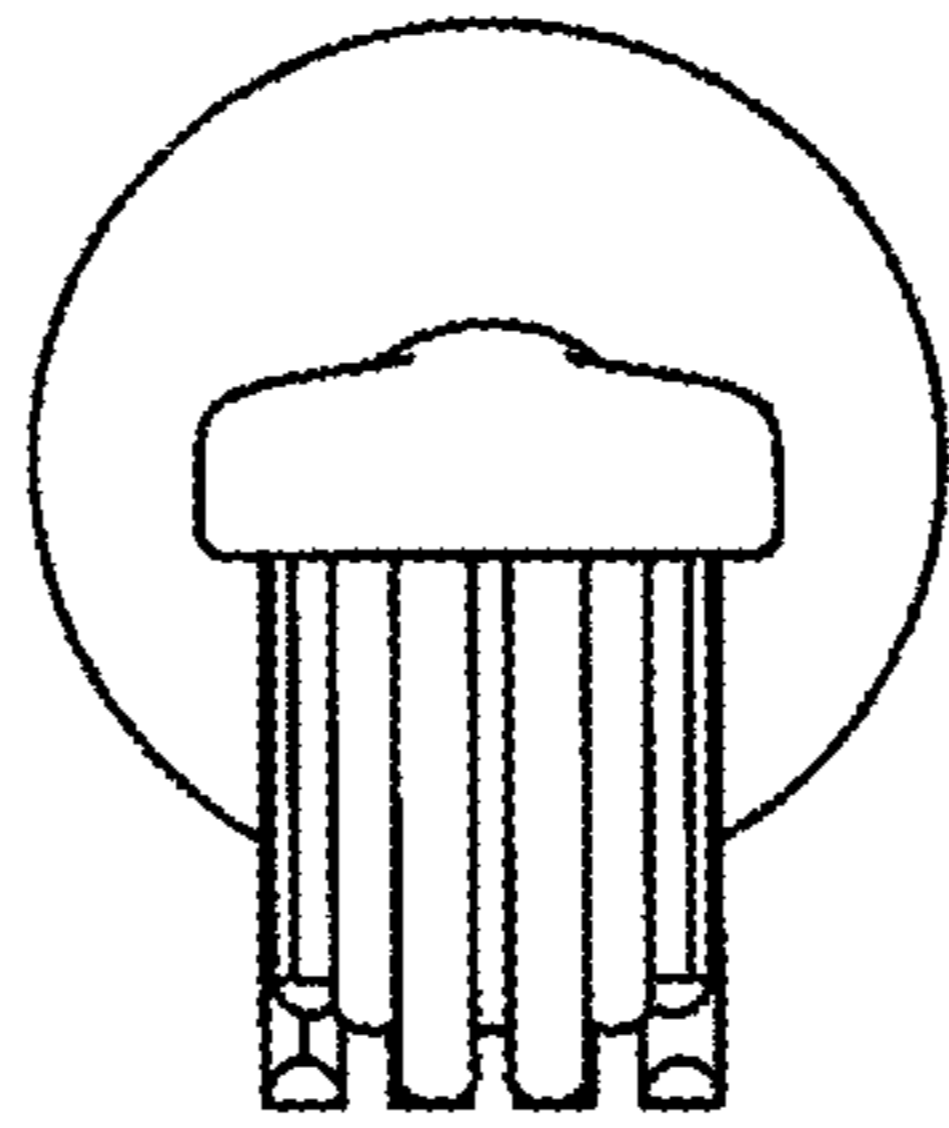


FIG. 6

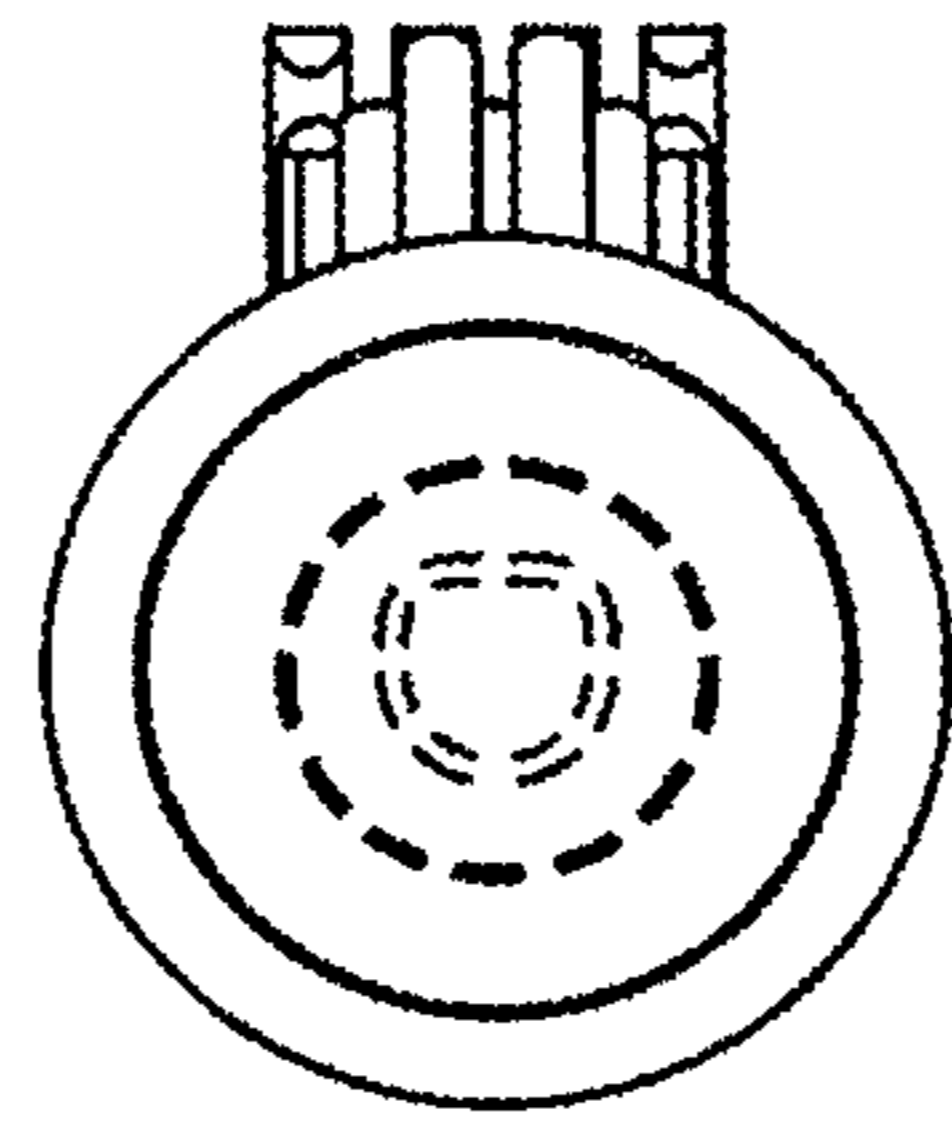


FIG. 7