



US00D935189S

(12) **United States Design Patent**
He et al.

(10) **Patent No.:** **US D935,189 S**

(45) **Date of Patent:** **** Nov. 9, 2021**

(54) **ELECTRIC TOOTHBRUSH HEAD**
(71) Applicants: **Huajie He**, Guangdong (CN);
Mingfeng He, Guangdong (CN)

(72) Inventors: **Huajie He**, Guangdong (CN);
Mingfeng He, Guangdong (CN)

(73) Assignee: **Shenzhen Baolijie Technology Co., Ltd.**, Guangdong (CN)

(**) Term: **15 Years**

(21) Appl. No.: **29/703,871**

(22) Filed: **Aug. 30, 2019**

(51) **LOC (13) Cl.** **28-03**

(52) **U.S. Cl.**
USPC **D4/101**

(58) **Field of Classification Search**
USPC D4/100, 102, 104, 105, 106, 107, 108,
D4/109, 110, 112, 113, 114, 115, 116,
D4/136, 199
CPC A46B 2200/1066; A46B 5/02
See application file for complete search history.

(56) **References Cited**

U.S. PATENT DOCUMENTS

6,665,901	B2 *	12/2003	Driesen	A46B 3/08	15/167.1
D501,605	S *	2/2005	Brown, Jr.	D4/101	
D579,664	S *	11/2008	Fisher	D4/101	
D612,611	S *	3/2010	Brown, Jr.	D4/101	
7,757,326	B2 *	7/2010	Jimenez	A46B 15/0012	15/22.1
7,861,356	B2 *	1/2011	Kunath	A46B 15/0032	15/110
7,958,589	B2 *	6/2011	Braun	A46B 15/0002	15/110
D830,699	S *	10/2018	Liu	D4/101	
D846,881	S *	4/2019	Altmann	D4/101	
D854,834	S *	7/2019	Altmann	D4/101	

D868,477	S *	12/2019	Papazian	D4/101	
D869,853	S *	12/2019	Papazian	D4/101	
D885,060	S *	5/2020	Orkin	D4/101	
D902,600	S *	11/2020	Altmann	D4/101	
2005/0272001	A1 *	12/2005	Blain	A61C 1/0061	433/80
2006/0078844	A1 *	4/2006	Goldman	A61C 1/0084	433/80

FOREIGN PATENT DOCUMENTS

CN	005808698-0001	*	10/2018
CN	304930304	*	12/2018

OTHER PUBLICATIONS

Replacement toothbrush head shown as a part of health+ variety pack [on-line]. [Original publication date unknown.] [Retrieved from the Internet Dec. 2, 2020.] URL: >https://images-na.ssl-images-amazon.com/images/I/812D1tJBXWL._SL1500_.jpg (Year: 2020).*

* cited by examiner

Primary Examiner — Karen E Eldridge Powers

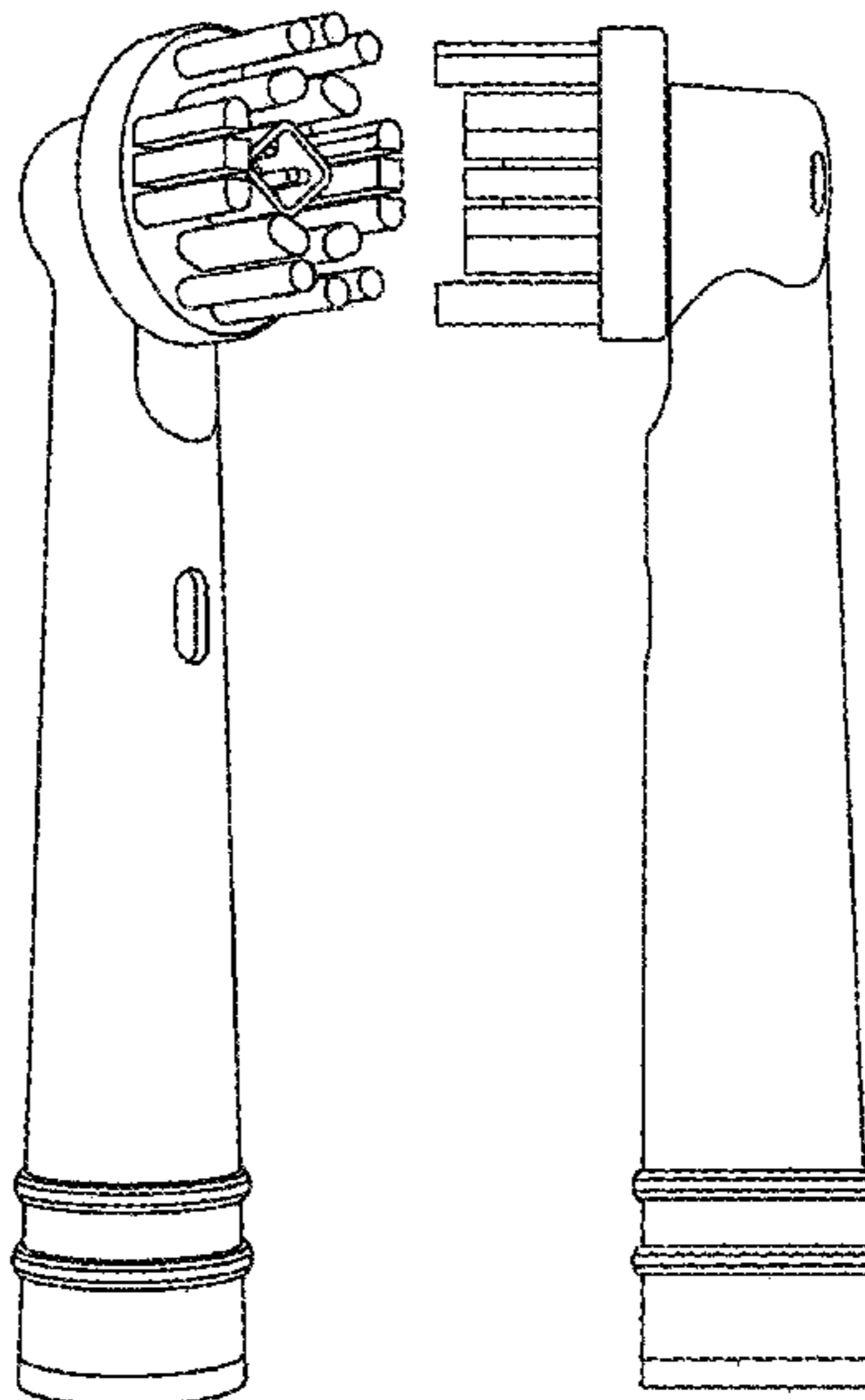
(57) **CLAIM**

The ornamental design for an electric toothbrush head, as shown and described.

DESCRIPTION

FIG. 1 is a perspective view of an electric toothbrush head showing my new design;
FIG. 2 is a front elevational view thereof;
FIG. 3 is a rear elevational view thereof;
FIG. 4 is a left side elevational view thereof;
FIG. 5 is a right side elevational view thereof;
FIG. 6 is a top plan view thereof; and,
FIG. 7 is a bottom plan view thereof.
The features shown in broken lines in FIGS. 3 and 7 illustrate environmental structure and form no part of the claimed design.

1 Claim, 7 Drawing Sheets



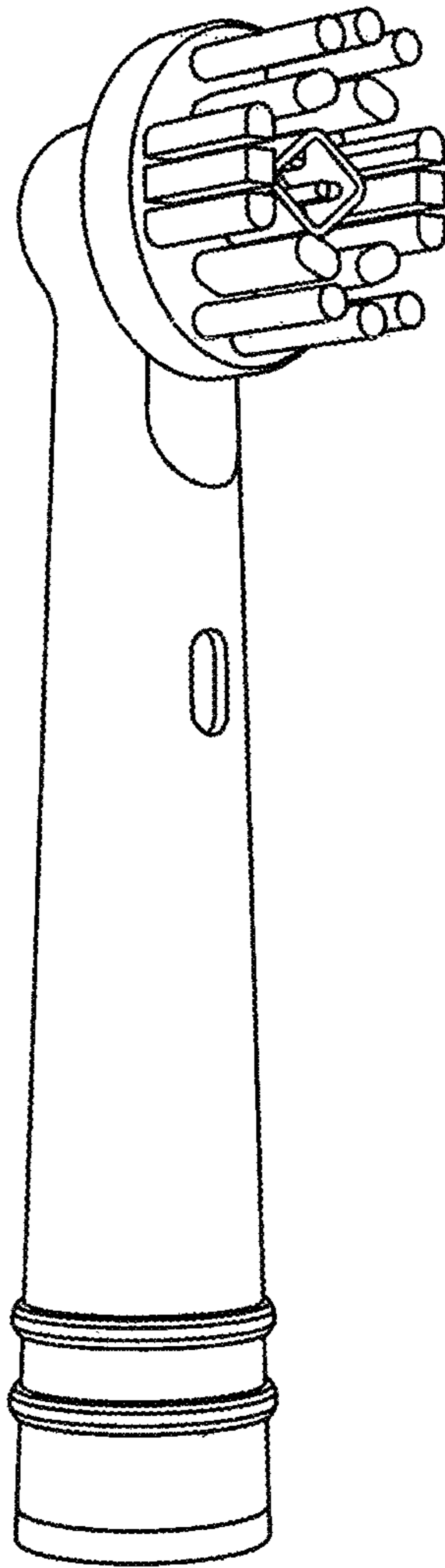


FIG. 1

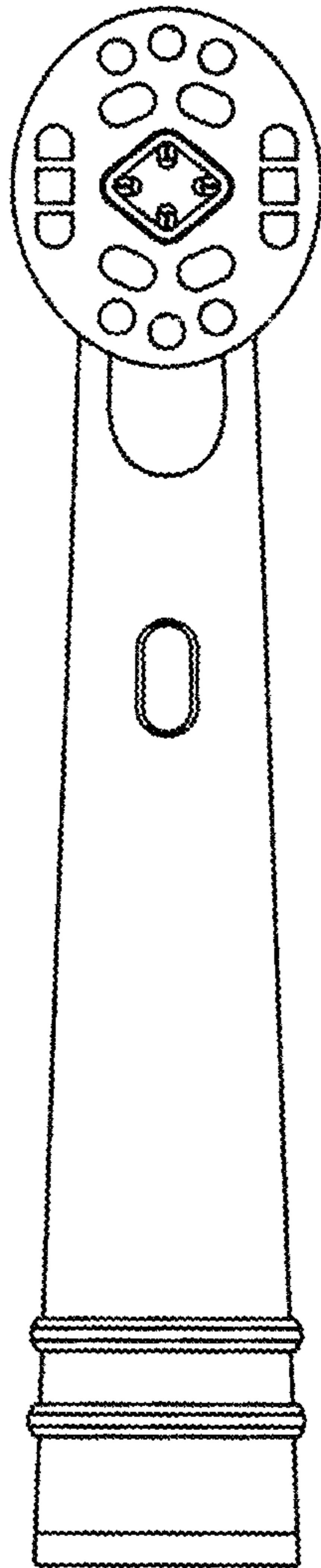


FIG. 2

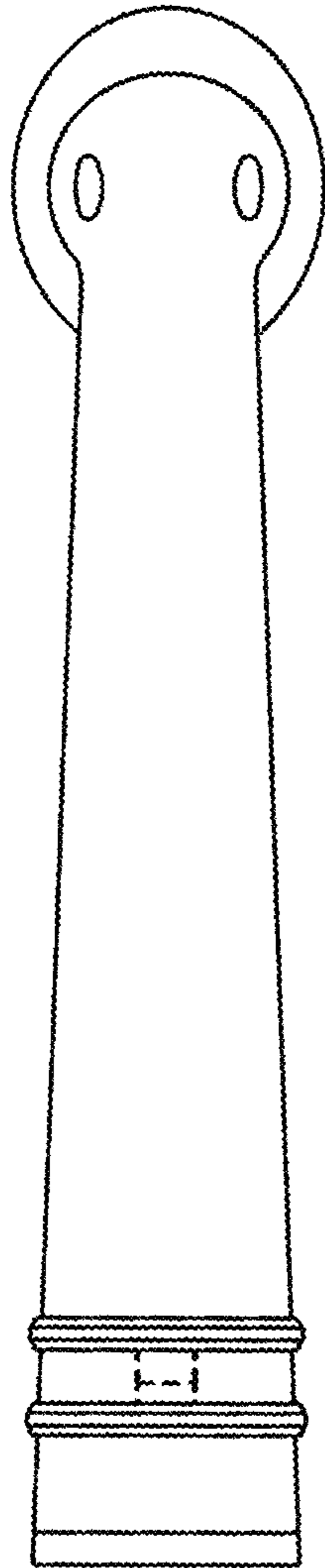


FIG. 3

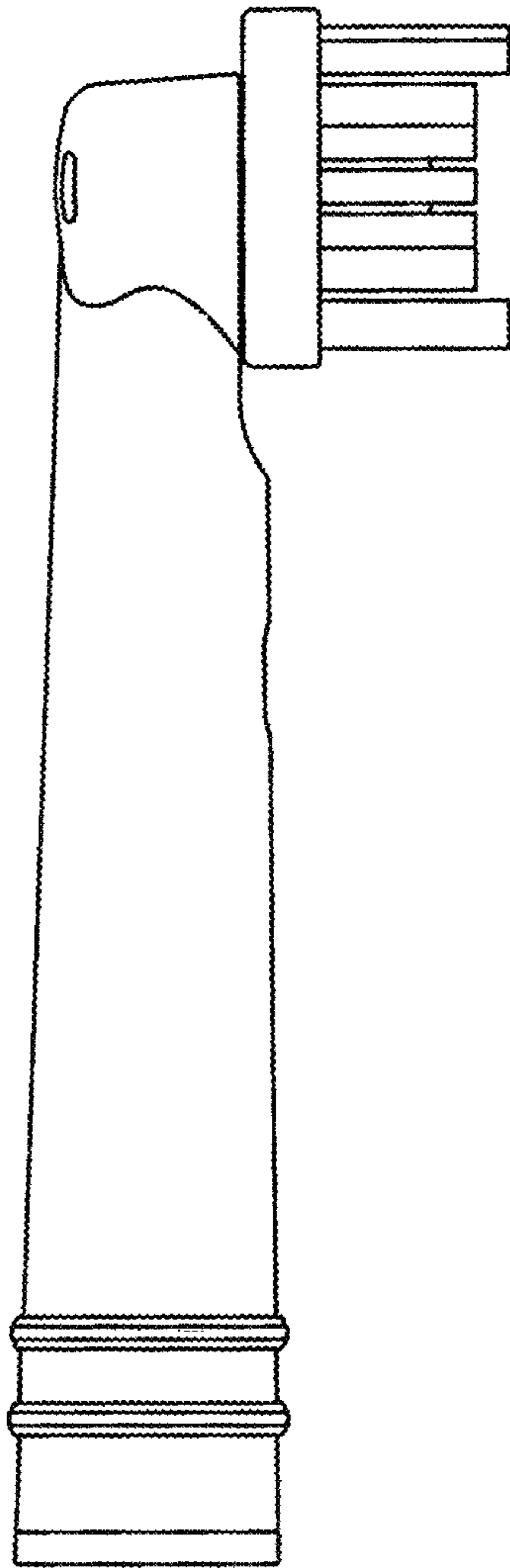


FIG. 4

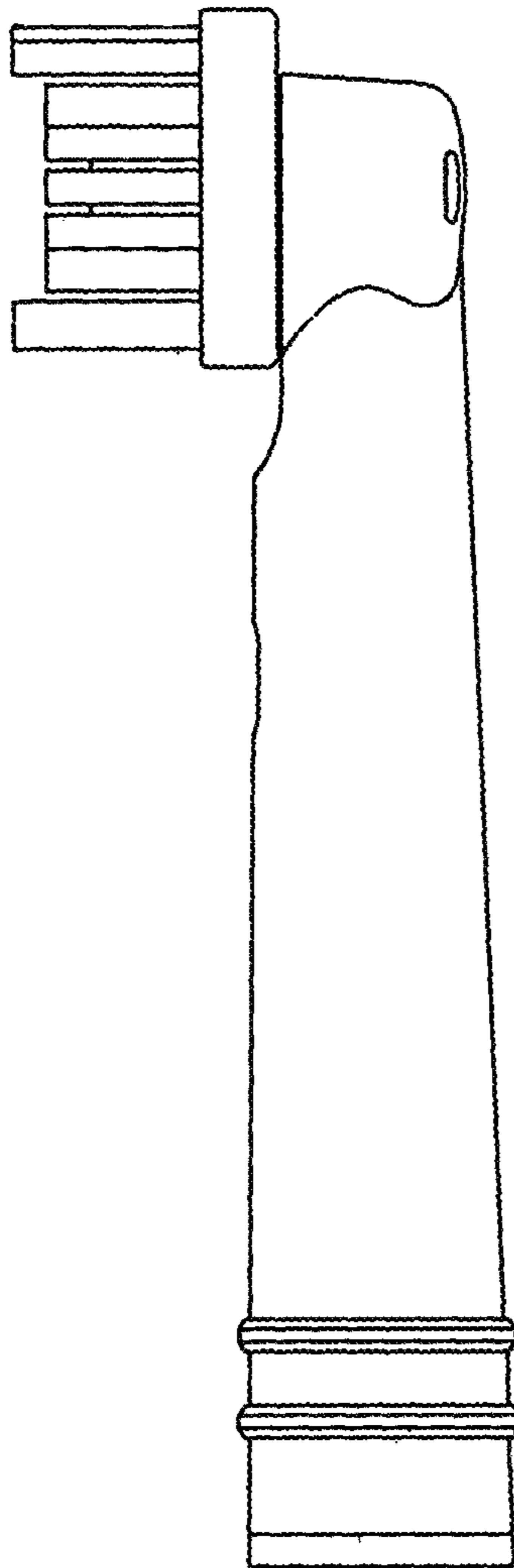


FIG. 5

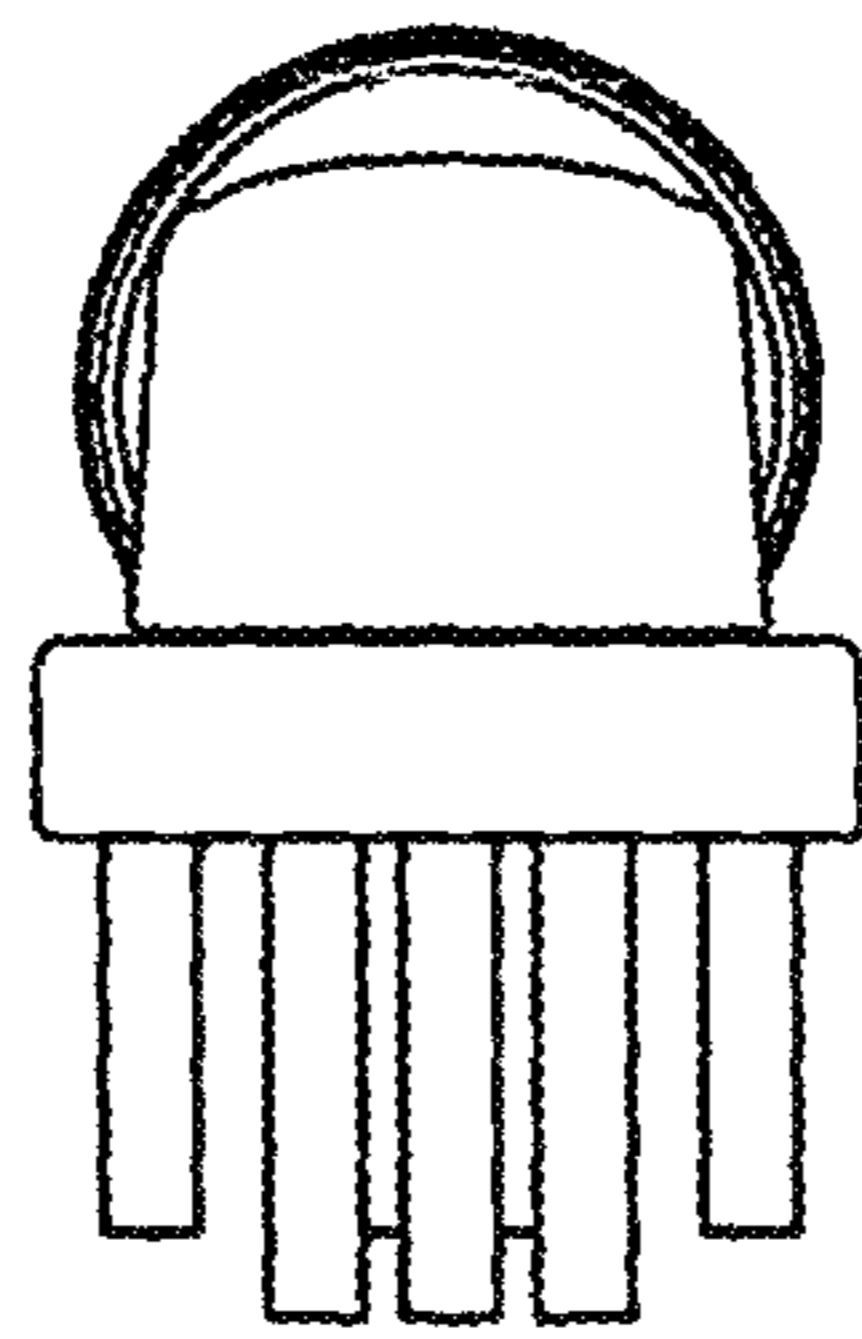


FIG. 6

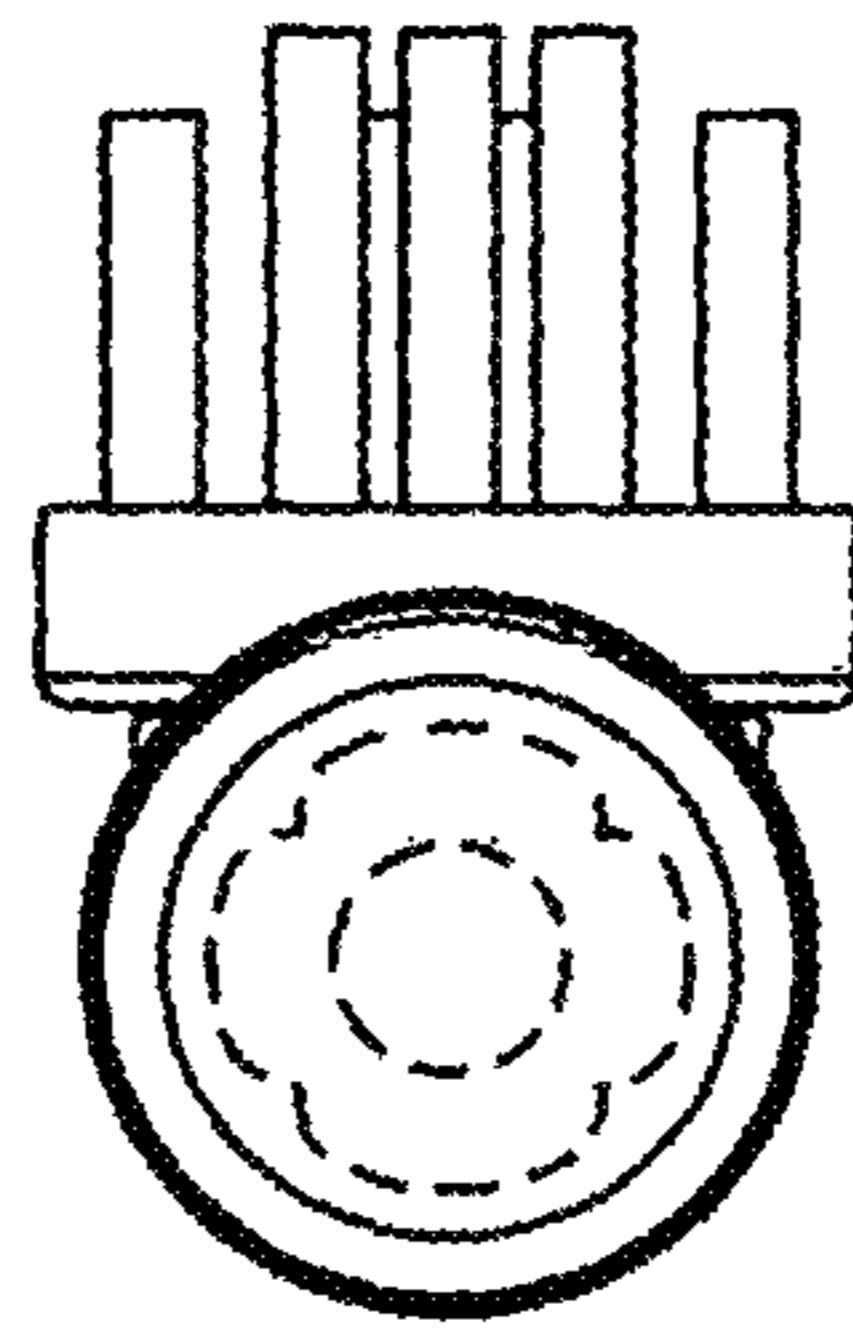


FIG. 7