



US00D935182S

(12) **United States Design Patent**
Strum et al.

(10) **Patent No.:** **US D935,182 S**

(45) **Date of Patent:** **** Nov. 9, 2021**

(54) **ORGANIZER**

(71) Applicant: **Polder Products, LLC**, Oxford, CT (US)

(72) Inventors: **Donald Samuel Strum**, Princeton, NJ (US); **Robert Beale Van Varick**, Yardley, PA (US); **George Benjamin Wintner**, Brooklyn, NY (US); **Kerry Cooper**, Pleasantville, NY (US)

(73) Assignee: **POLDER PRODUCTS, LLC**, Oxford, CT (US)

(**) Term: **15 Years**

(21) Appl. No.: **29/728,087**

(22) Filed: **Mar. 16, 2020**

(51) **LOC (13) Cl.** **03-01**

(52) **U.S. Cl.**
USPC **D3/313; D3/304; D3/901**

(58) **Field of Classification Search**
USPC **D3/206, 273, 276, 283–284, 293, D3/304–315, 318–319, 321, 901, 903;**
(Continued)

(56) **References Cited**

U.S. PATENT DOCUMENTS

D158,479 S * 5/1950 Long D3/314
3,593,856 A * 7/1971 Zander A45C 11/34
211/69.5

(Continued)

OTHER PUBLICATIONS

The Inspired Home Show—Global Innovation Awards 2020, product available in the public no later than Apr. 23, 2020, theinspiredhomeshow.com [online], [site visited Jun. 15, 2021], Available at URL: <https://www.theinspiredhomeshow.com/explore/awards/gia-excellence-in-product-design-2020/> (Year: 2020).*

Primary Examiner — April Rivas

Assistant Examiner — Caitlin A Laverty

(74) *Attorney, Agent, or Firm* — Duane Morris LLP

(57) **CLAIM**

The ornamental design for an organizer, as shown and described.

DESCRIPTION

FIG. 1 is an isometric view of an organizer;
FIG. 2 is a front view of the organizer illustrated in FIG. 1;
FIG. 3 is a rear view of the organizer illustrated in FIG. 1;
FIG. 4 is a top view of the organizer illustrated in FIG. 1;
FIG. 5 is a bottom view of the organizer illustrated in FIG. 1;
FIG. 6 is a left side view of the organizer illustrated in FIG. 1;
FIG. 7 is a right side view of the organizer illustrated in FIG. 1;
FIG. 8 is a cross-sectional view of the organizer illustrated in FIG. 1 taken along the line 8-8 in FIG. 4; and
FIG. 9 is a cross-sectional view of the organizer illustrated in FIG. 1 taken along the line 9-9 in FIG. 3.
FIG. 10 is an isometric view of an organizer in accordance with a second embodiment;
FIG. 11 is a front view of the organizer illustrated in FIG. 10;
FIG. 12 is a rear view of the organizer illustrated in FIG. 10;
FIG. 13 is a top view of the organizer illustrated in FIG. 10;
FIG. 14 is a bottom view of the organizer illustrated in FIG. 10;
FIG. 15 is a left side view of the organizer illustrated in FIG. 10;
FIG. 16 is a right side view of the organizer illustrated in FIG. 10;
FIG. 17 is an isometric view of an organizer in accordance with a third embodiment;
FIG. 18 is a front view of the organizer illustrated in FIG. 17;
FIG. 19 is a rear view of the organizer illustrated in FIG. 17;
FIG. 20 is a top view of the organizer illustrated in FIG. 17;
FIG. 21 is a bottom view of the organizer illustrated in FIG. 17;
FIG. 22 is a left side view of the organizer illustrated in FIG. 17; and,

(Continued)

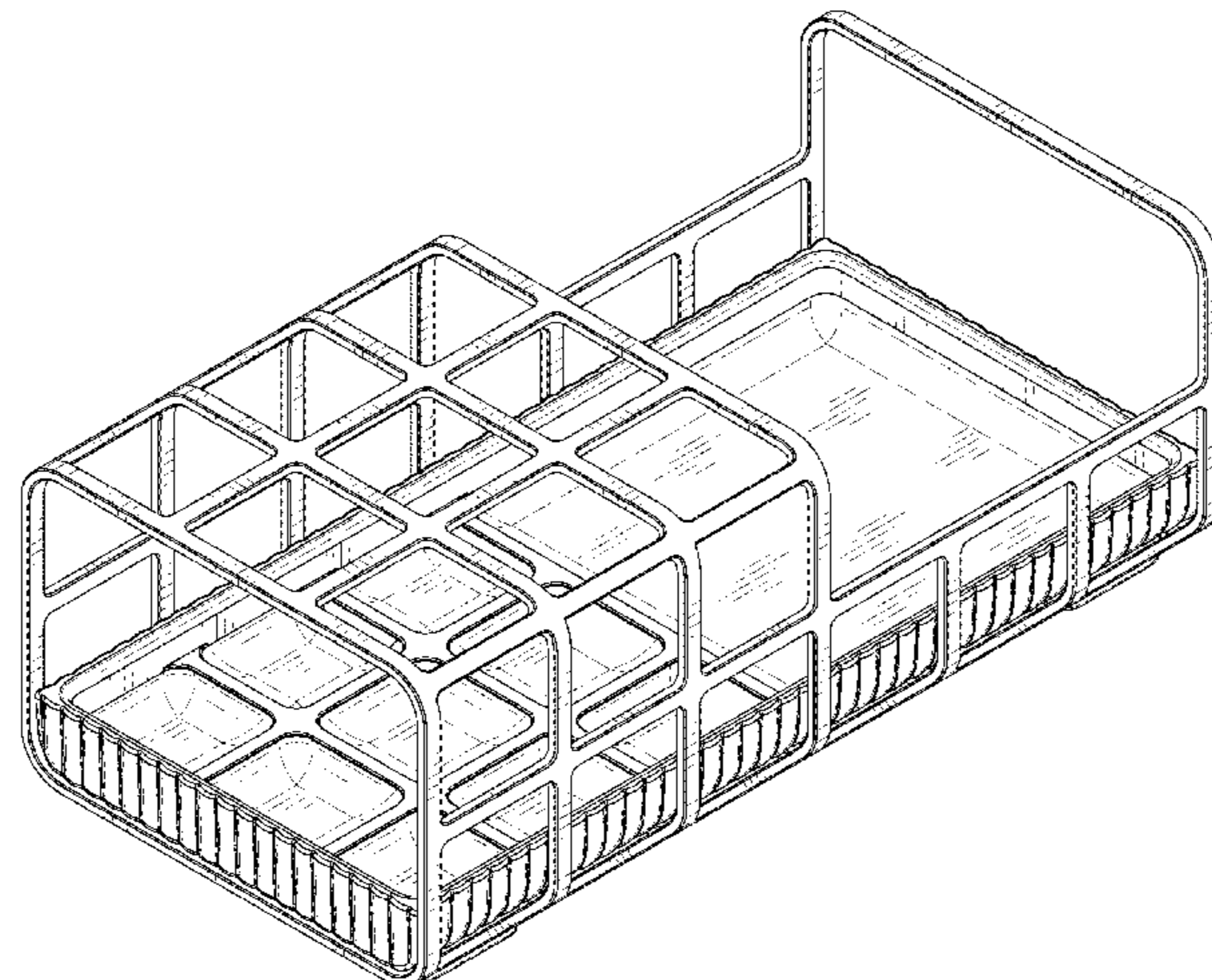


FIG. 23 is a right side view of the organizer illustrated in FIG. 17. (56)

1 Claim, 23 Drawing Sheets

(58) **Field of Classification Search**

USPC D6/513-514, 524, 672, 683, 683.1;
 D7/602, 701, 704; D9/737, 424, 456;
 D19/75, 81, 83-86, 90-92, 102, 107;
 D28/73, 76; D32/29.1, 35, 55, 58
 CPC A45C 11/20; A45F 2200/05; A45F
 2200/0575; A47B 55/00; A47B 55/02;
 A47F 5/00; A47F 5/005; A47F 5/0025;
 A47F 5/01; A47F 5/05; A47F 5/13; A47F
 5/14; A47F 7/00; A47F 7/0071; A47F
 7/0078; A47F 7/02; A47G 19/02; A47G
 19/025; A47G 21/14; A47G 23/06; A47G
 29/08; A47J 27/16; A47J 47/00; A47J
 47/01; A47J 47/16; B25H 3/006; B65D
 1/00; B65D 1/0223; B65D 1/22; B65D
 1/24; B65D 1/26; B65D 1/34; B65D
 1/36; B65D 1/38; B65D 1/40; B65D
 7/14; B65D 7/20; B65D 21/00; B65D
 21/0209; B65D 21/0211; B65D 21/0233;
 B65D 25/04; B65D 25/22; B65D
 2581/34; B65D 81/3453; B65D 81/3813;
 B65D 85/50; B65D 85/505; B65D 85/52

See application file for complete search history.

References Cited

U.S. PATENT DOCUMENTS

D252,891	S	*	9/1979	Stutzer	D28/76
4,318,478	A	*	3/1982	De Winter	A47J 47/16 206/373
D283,012	S	*	3/1986	Jankens	D32/55
4,705,178	A	*	11/1987	Vail, Sr.	A47F 5/01 206/513
D314,656	S	*	2/1991	Box	D3/312
5,022,540	A	*	6/1991	Vail, Sr.	A47F 5/01 206/513
D321,074	S	*	10/1991	Eby	D3/313
5,197,626	A	*	3/1993	Bernstein	A47G 23/0641 141/98
D335,594	S	*	5/1993	Muniz	D3/313
D423,219	S	*	4/2000	Dembicks	D3/201
D447,871	S	*	9/2001	Dembicks	D3/313
D450,185	S	*	11/2001	Dembicks	D3/313
D450,186	S	*	11/2001	Dembicks	D3/313
D472,710	S	*	4/2003	Dembicks	D3/313
D478,210	S	*	8/2003	Dembicks	D3/305
D709,289	S	*	7/2014	Kraemer	D3/306
D751,291	S	*	3/2016	MacNeil	D3/304
D787,184	S	*	5/2017	Stuart	D3/313
D845,627	S	*	4/2019	Patten	D3/306
D850,795	S	*	6/2019	Goodman	D3/306
D876,093	S	*	2/2020	Thompson	D3/313
D887,712	S	*	6/2020	Stevens	D3/313
D888,471	S	*	6/2020	Goodman	D6/675.5

* cited by examiner

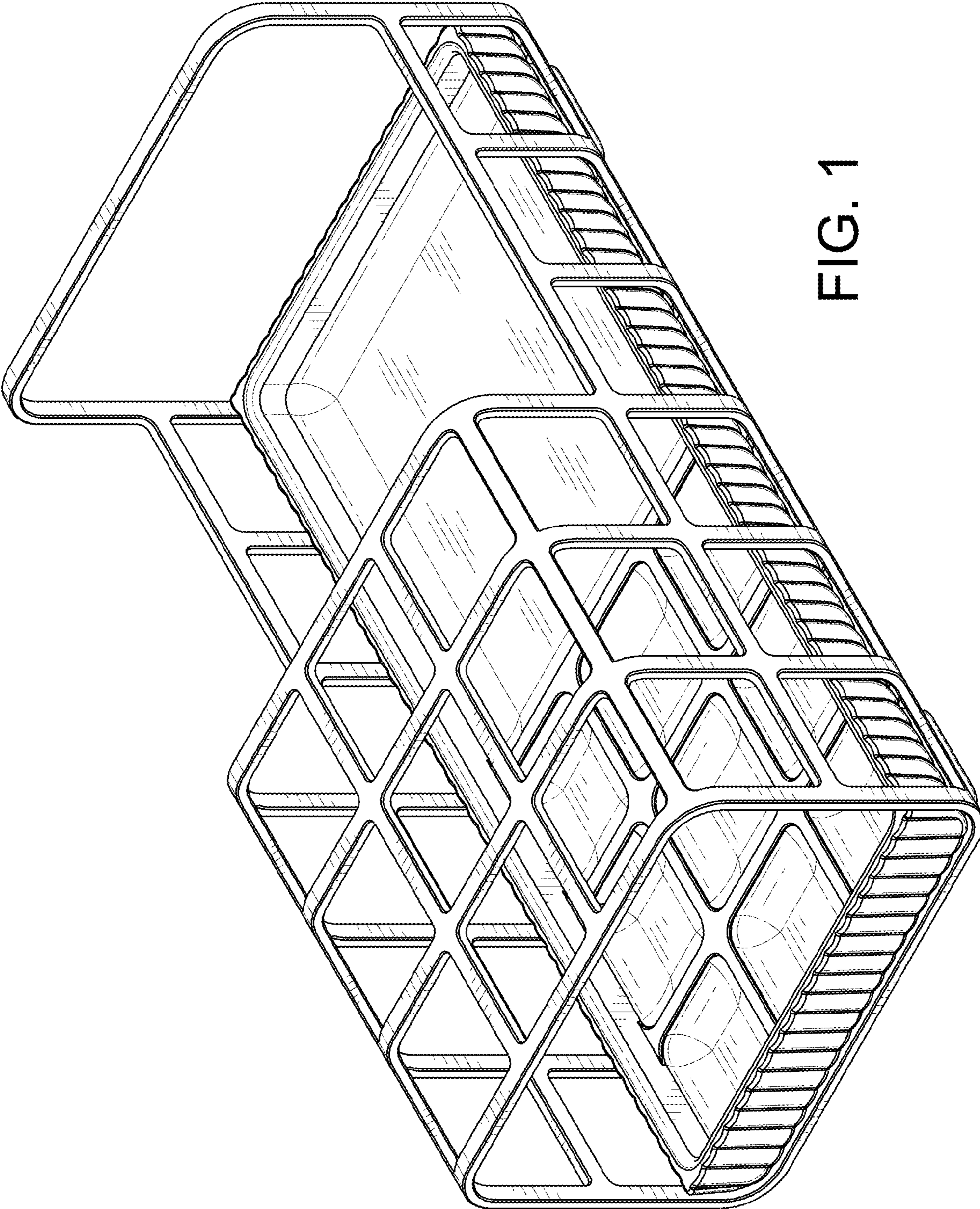


FIG. 1




FIG. 2

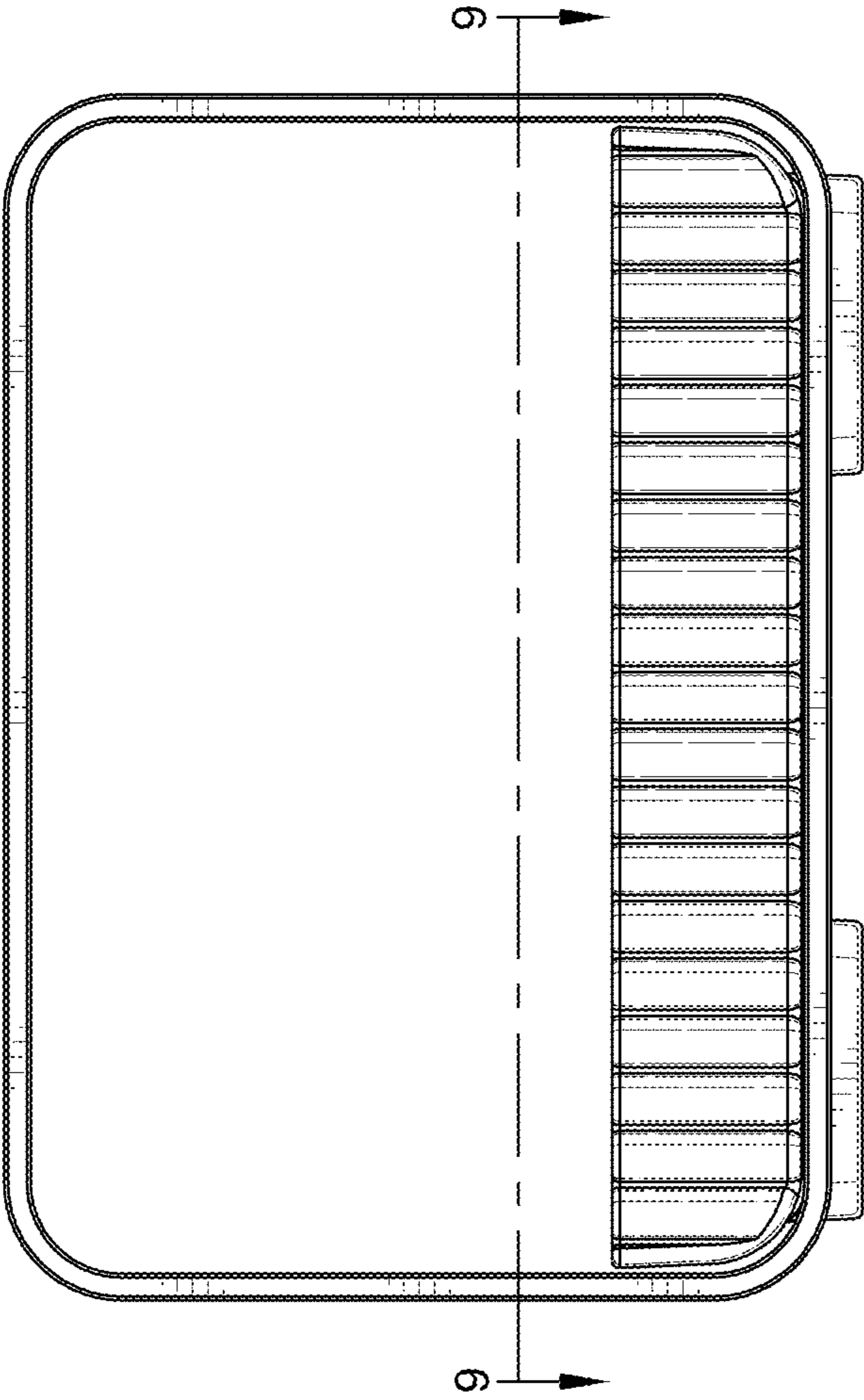


FIG. 3




FIG. 4




FIG. 5

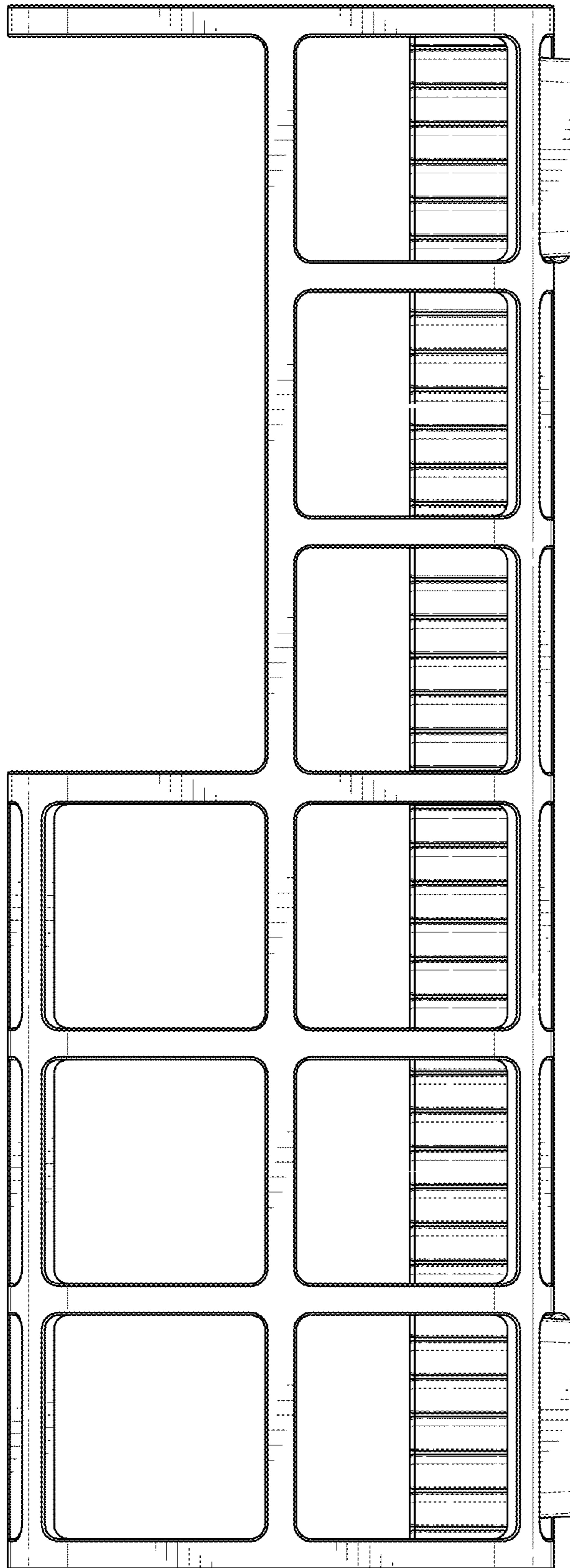


FIG. 6

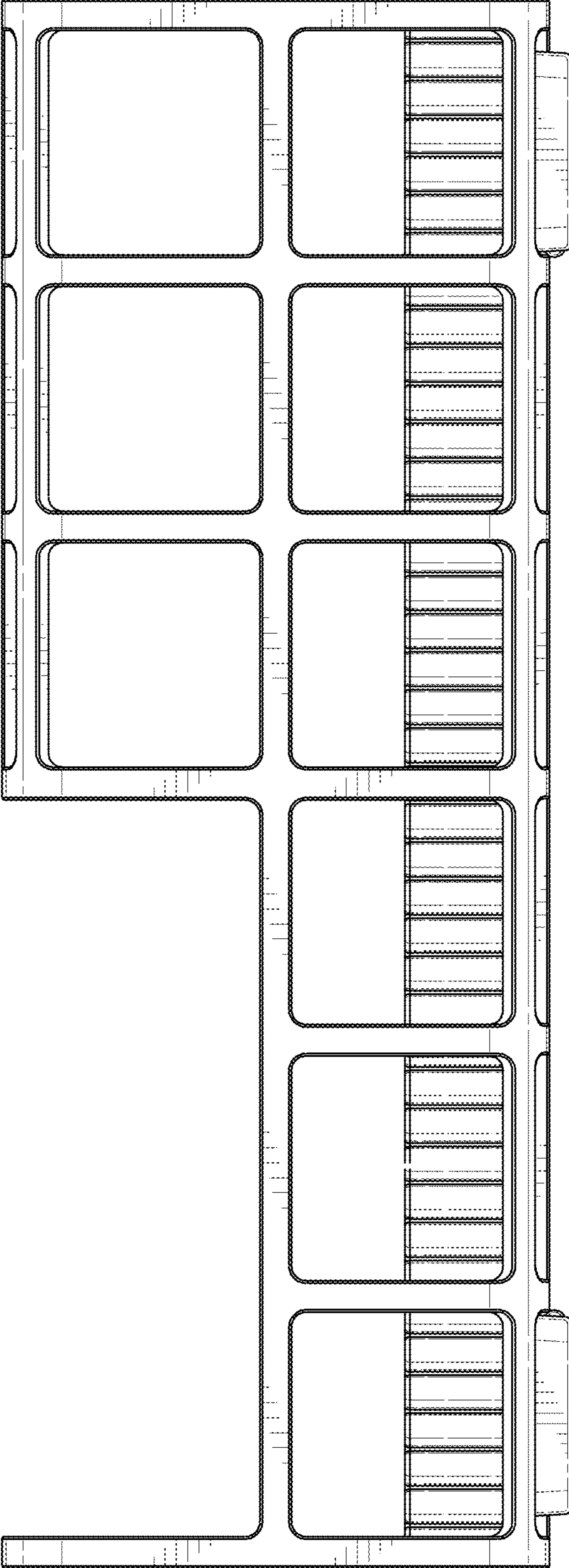


FIG. 7

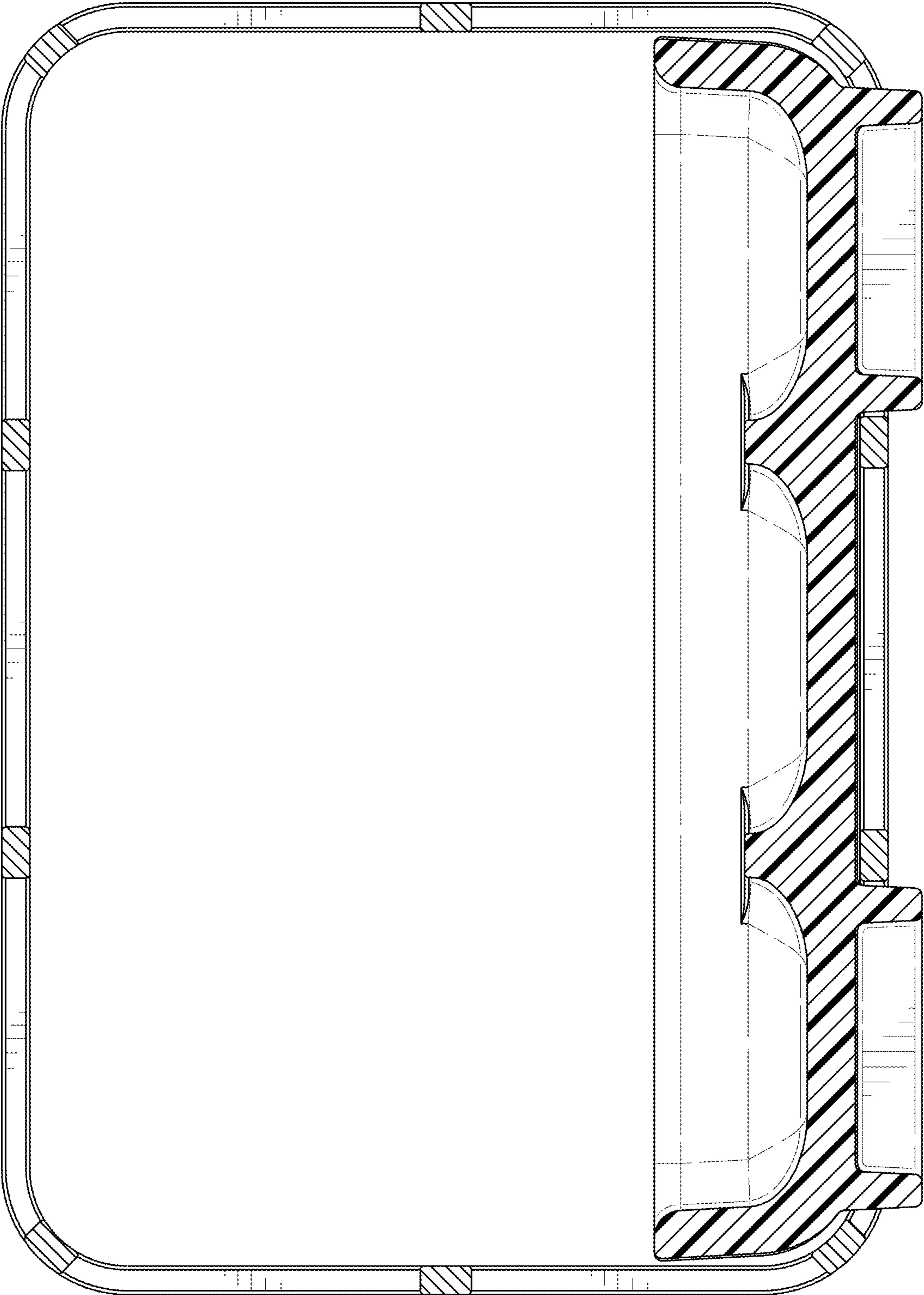


FIG. 8

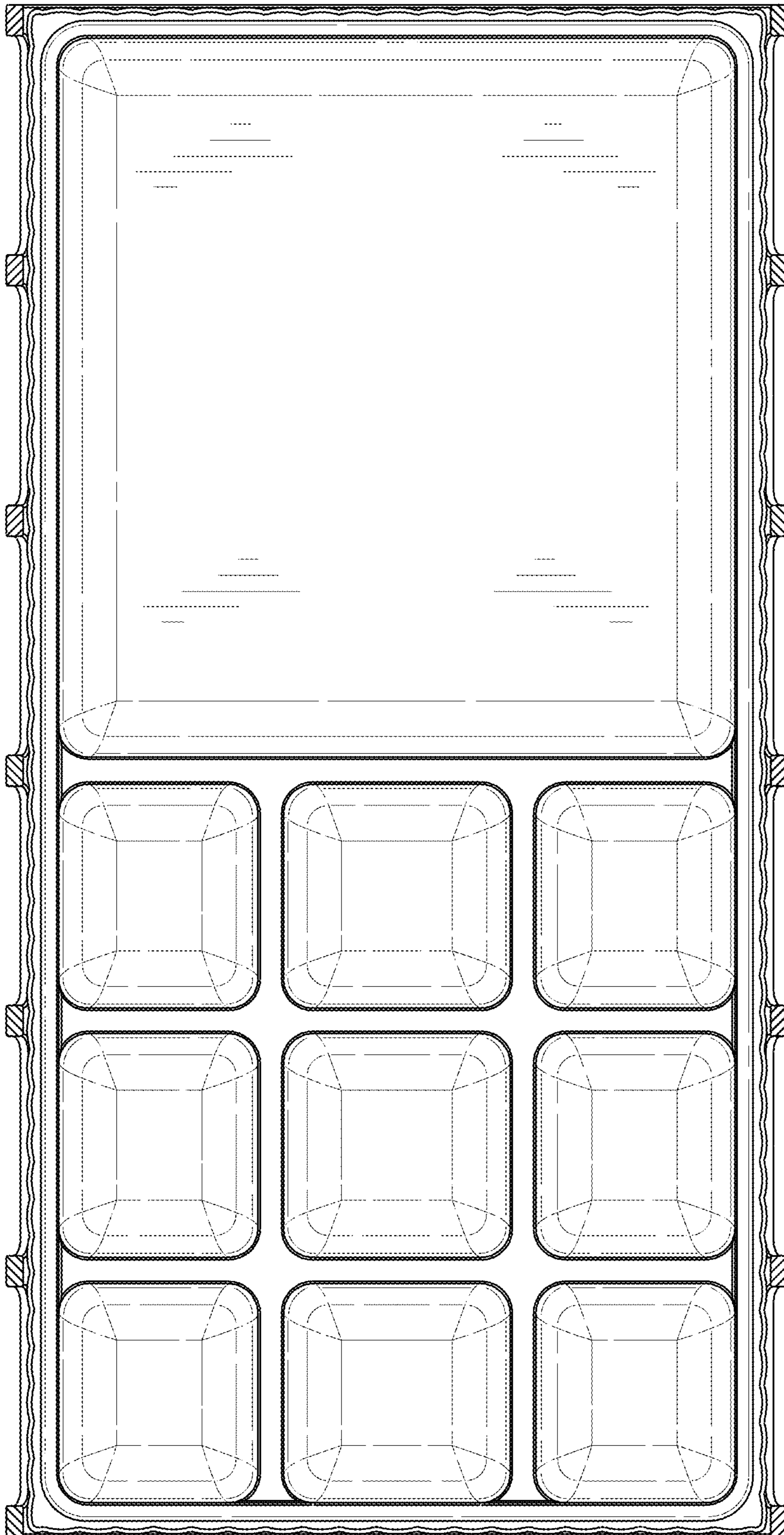


FIG. 9

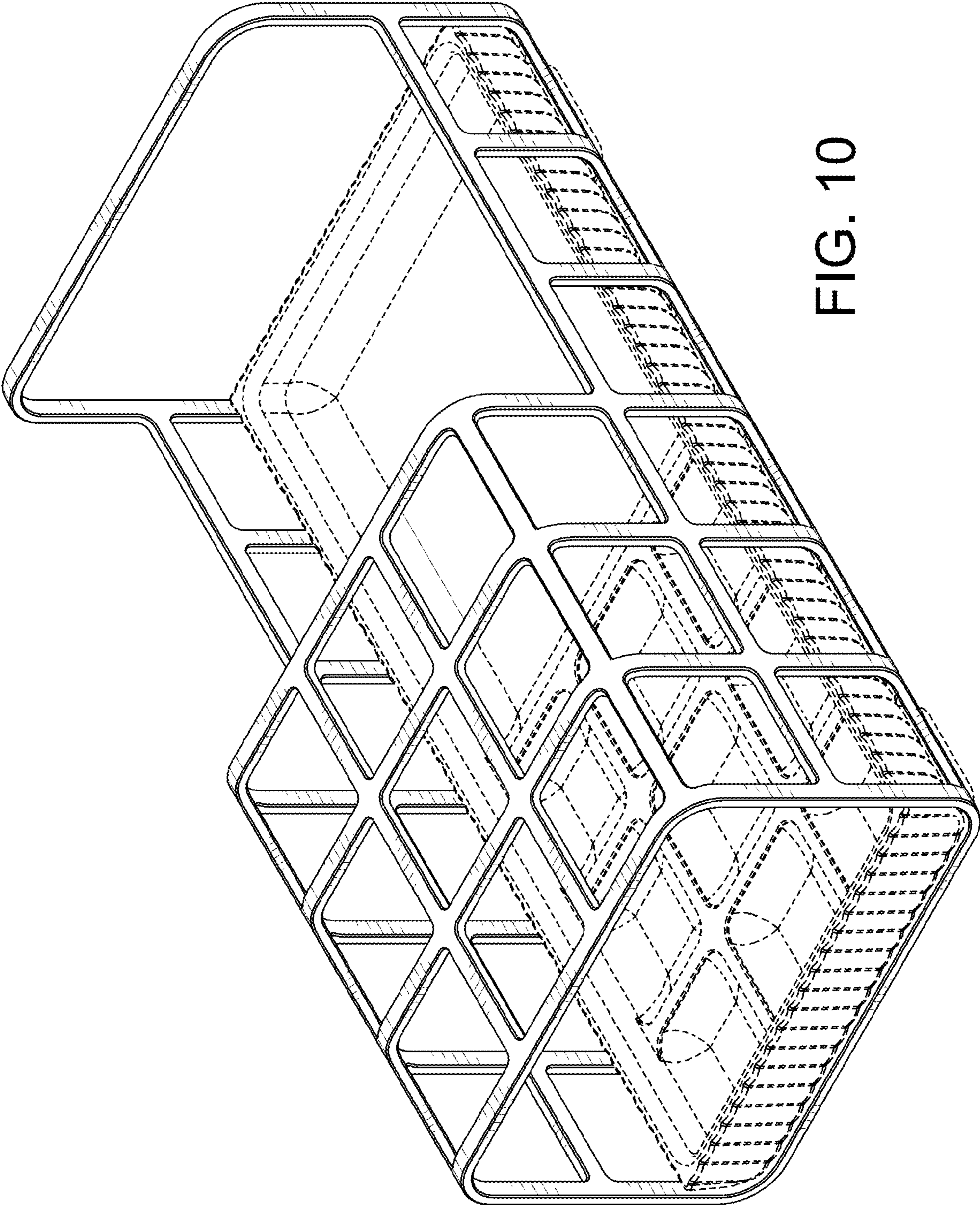


FIG. 10




FIG. 11




FIG. 12

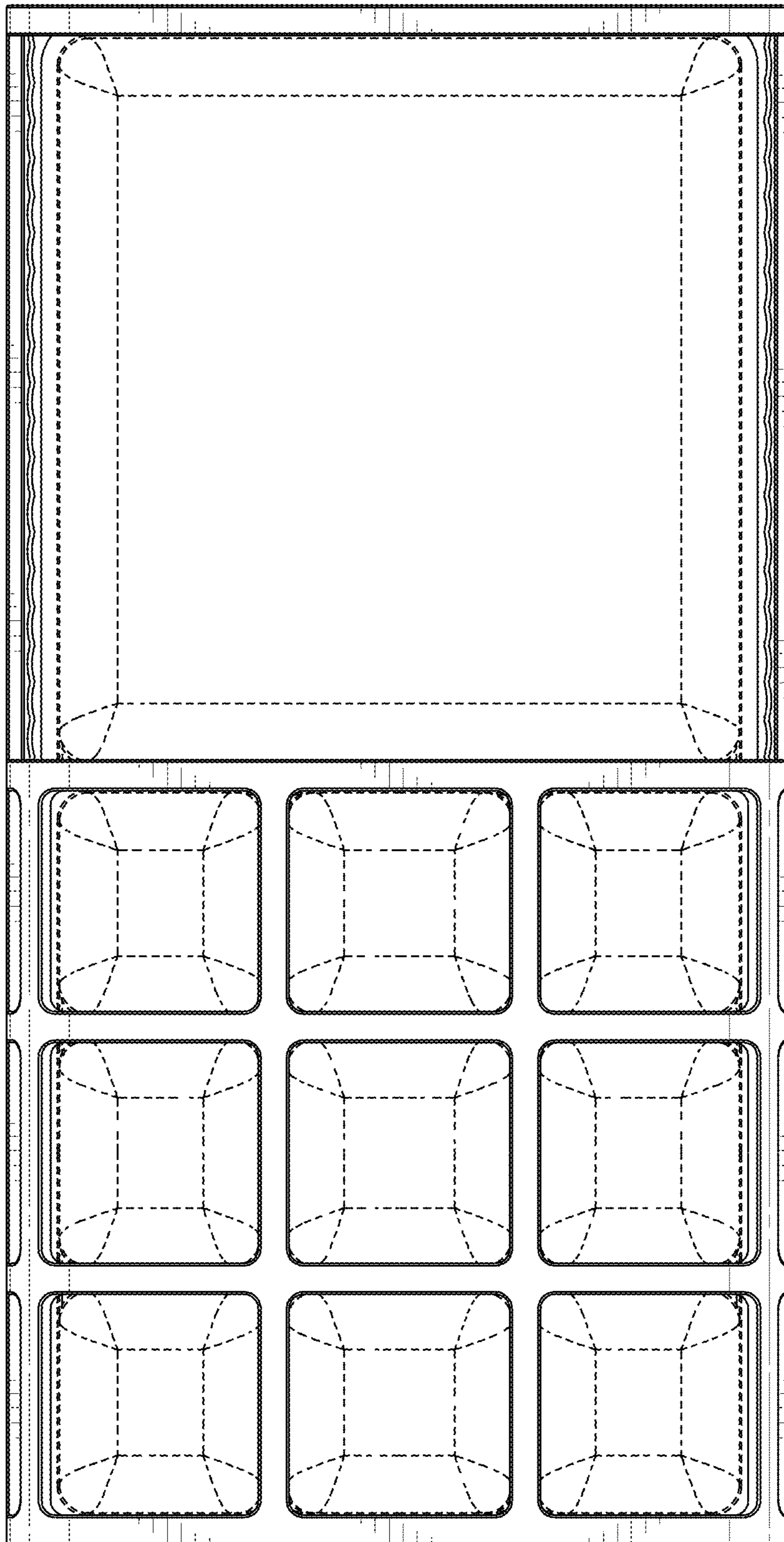


FIG. 13

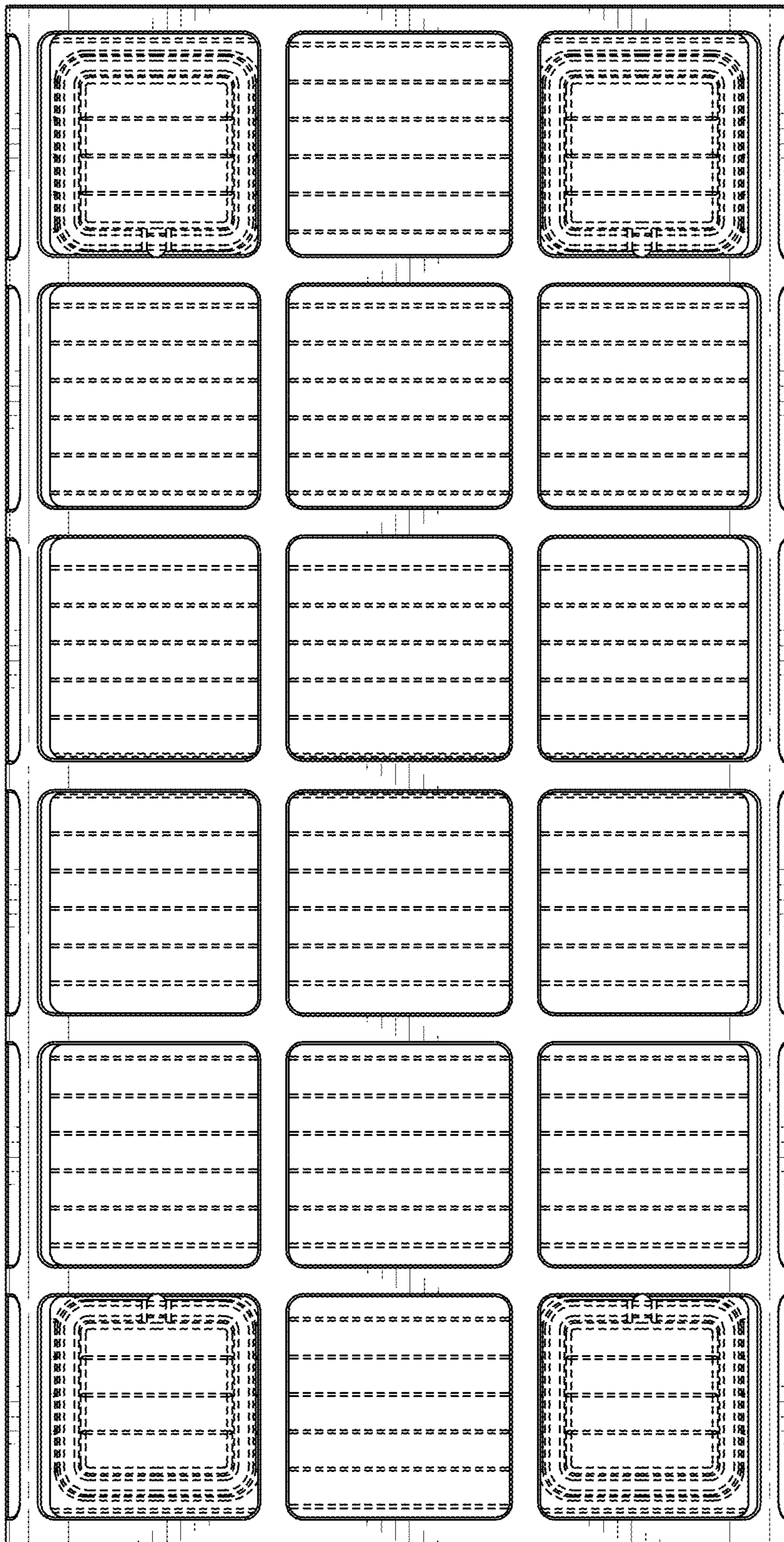


FIG. 14

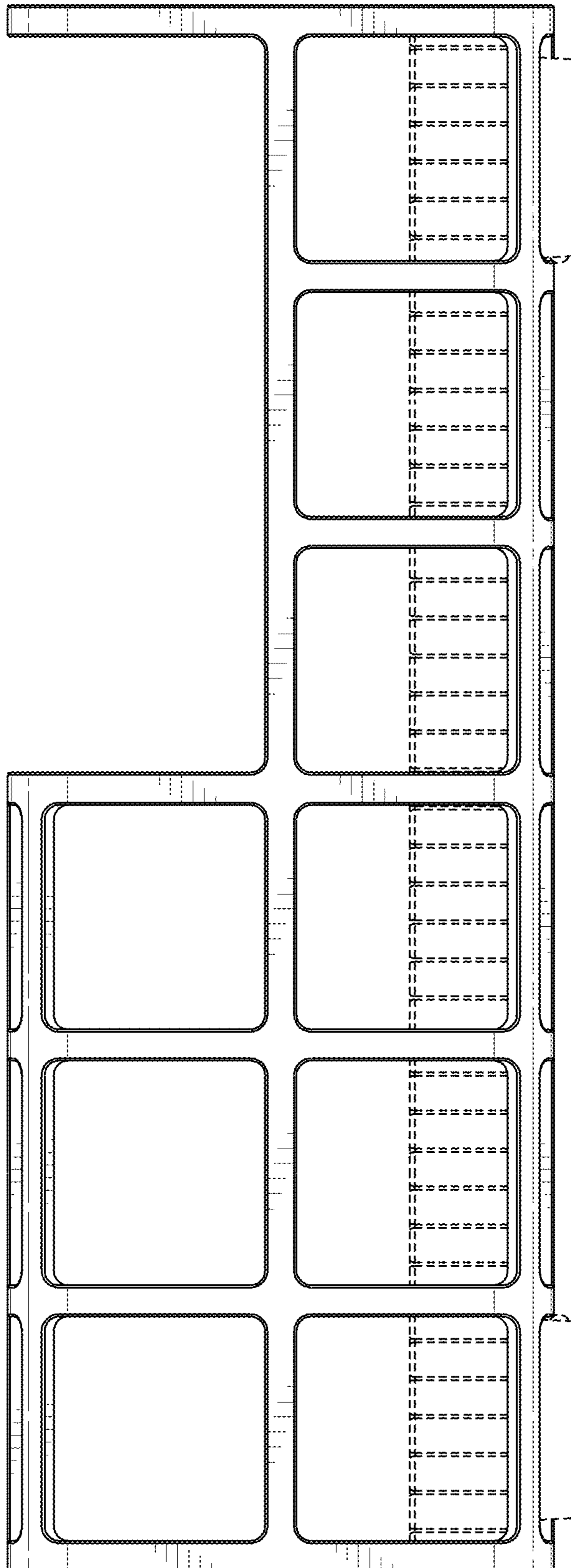


FIG. 15

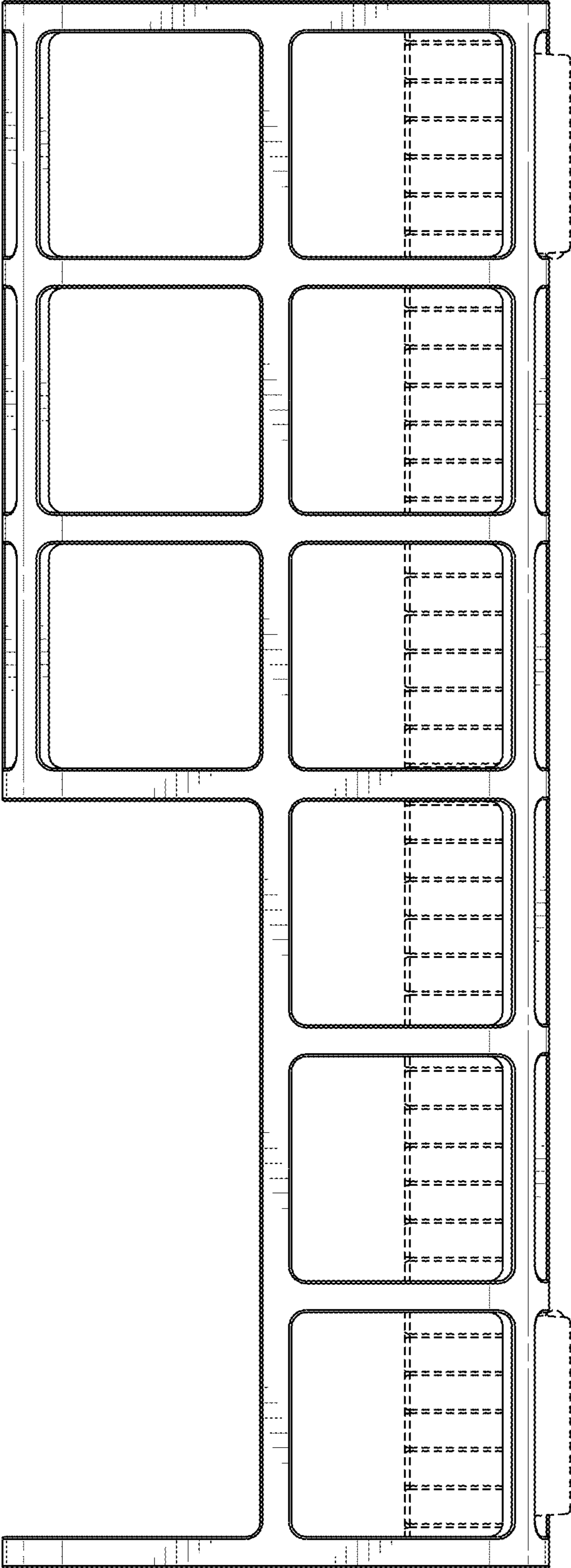


FIG. 16

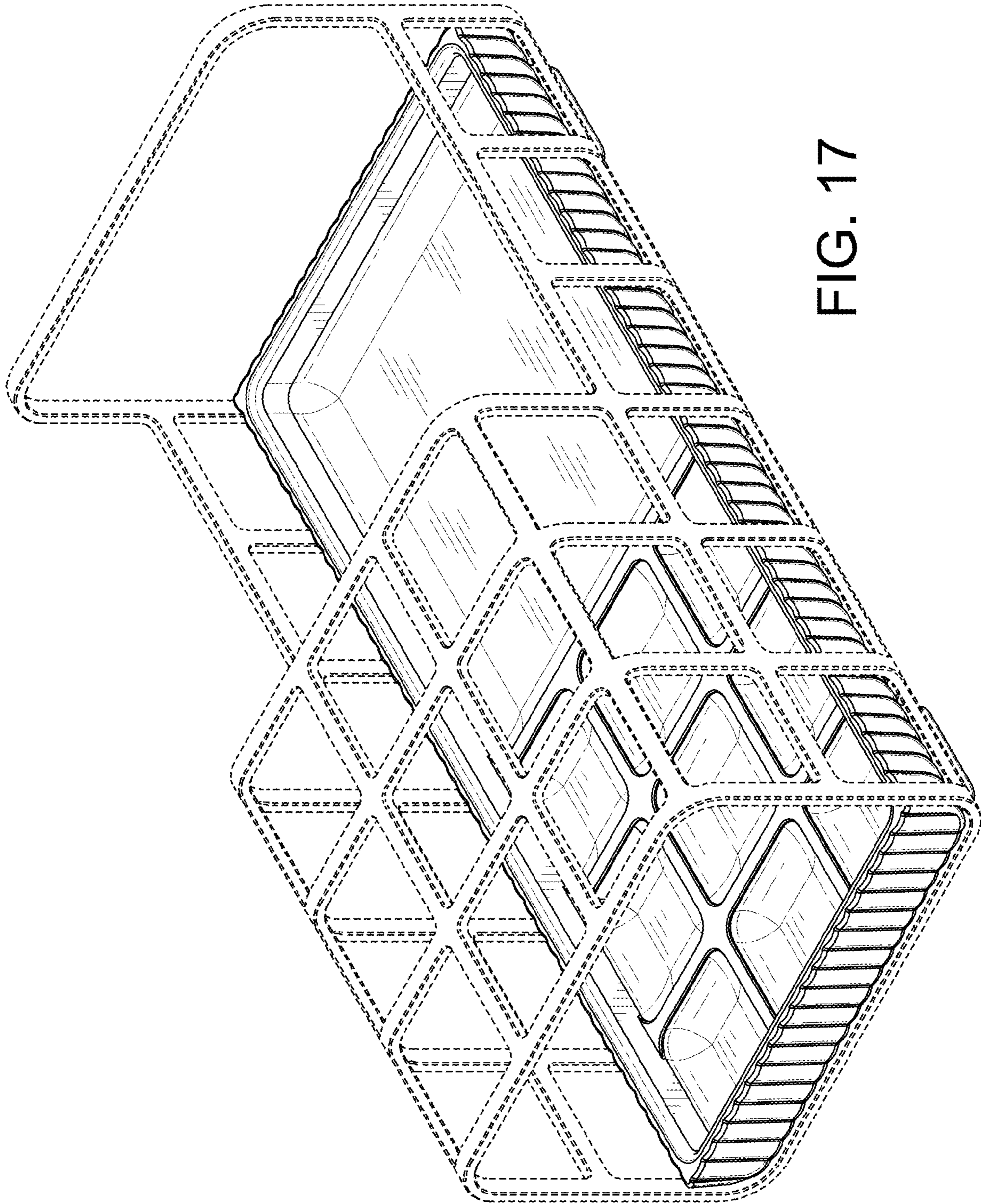


FIG. 17

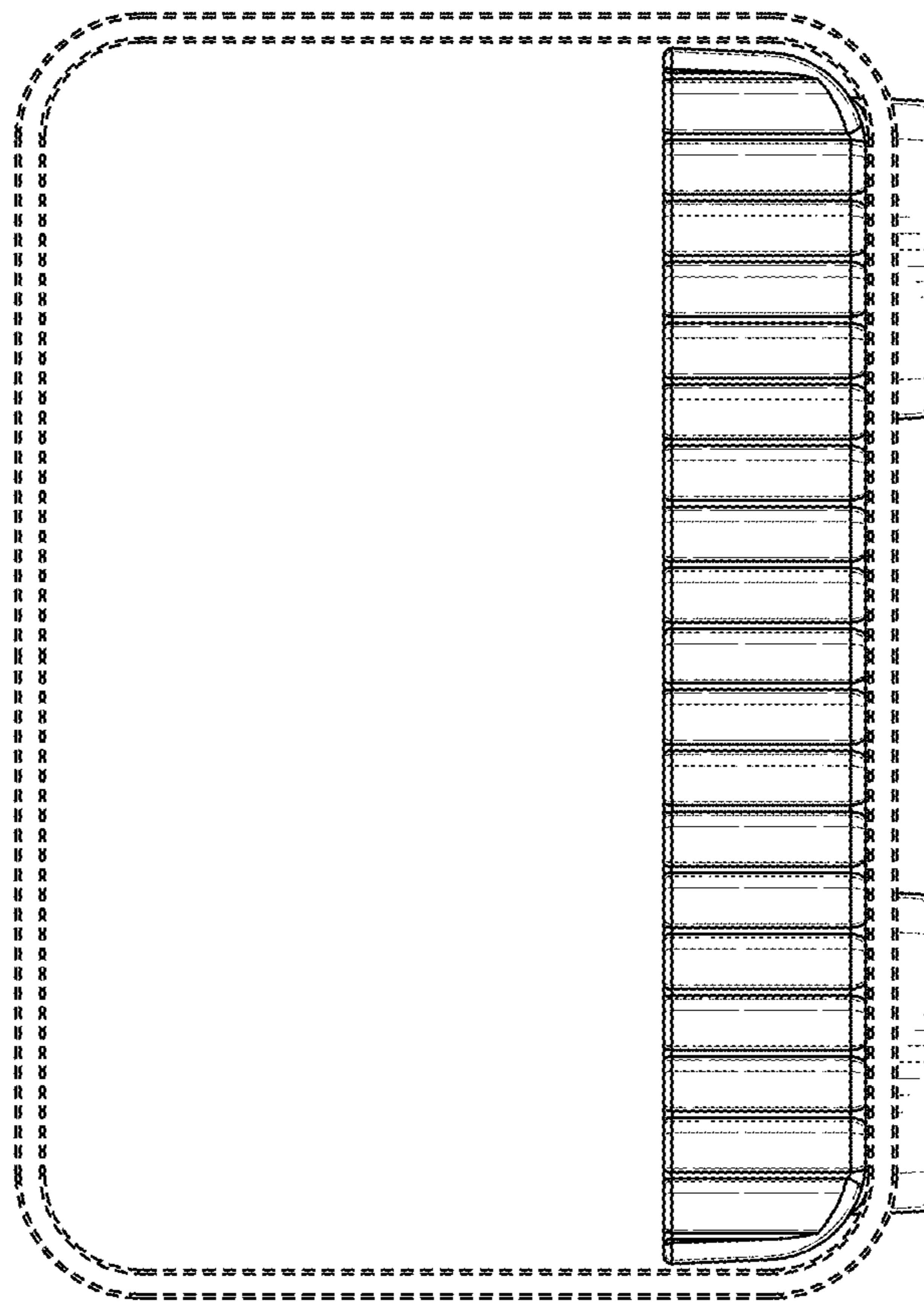


FIG. 18

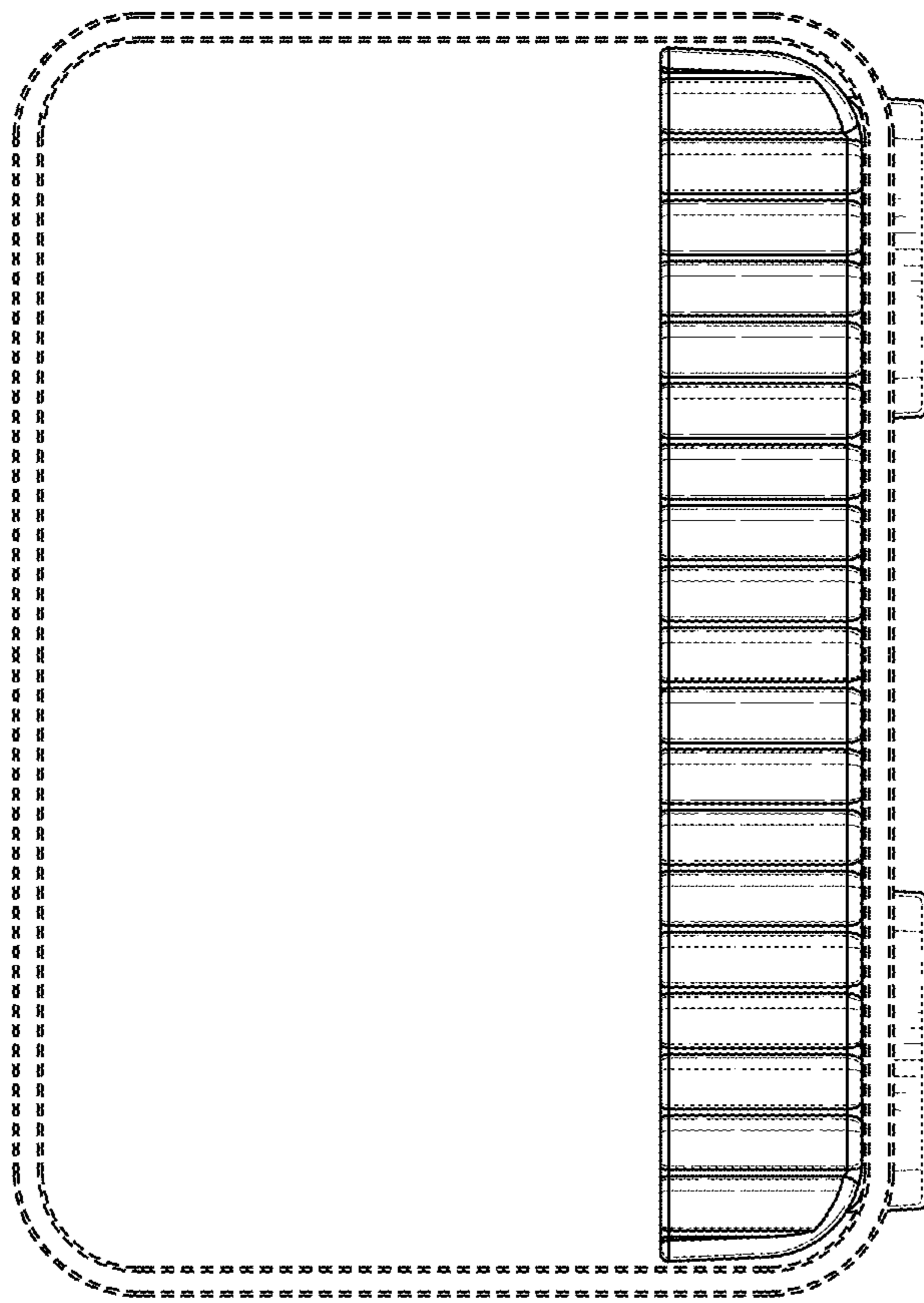


FIG. 19




FIG. 20




FIG. 21

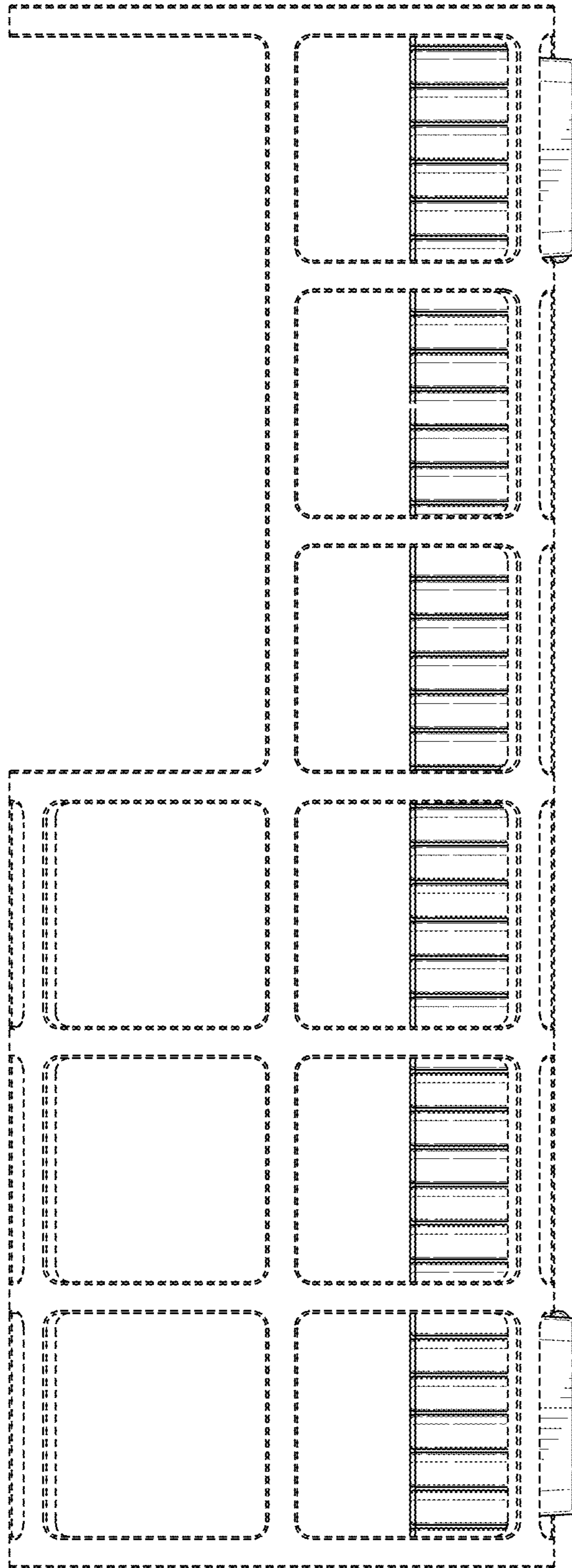


FIG. 22

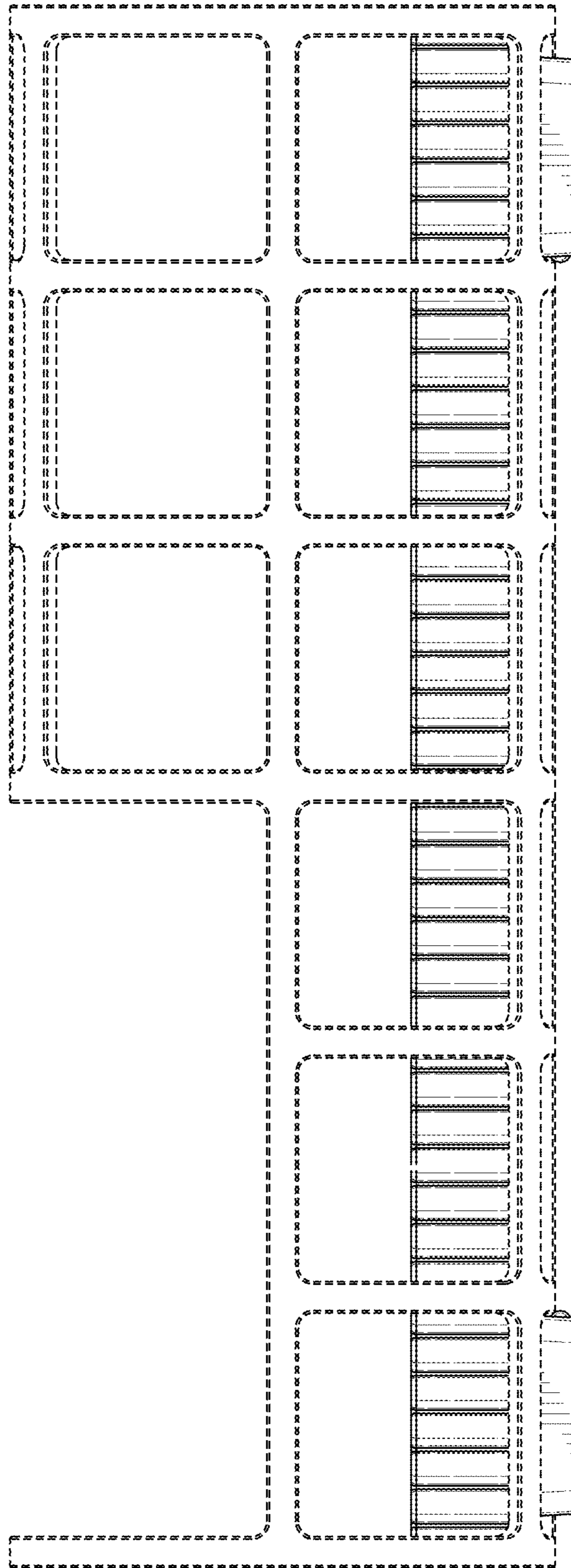


FIG. 23