

US00D935178S

(12) **United States Design Patent** (10) **Patent No.:** **US D935,178 S**  
**Dumas** (45) **Date of Patent:** **\*\* Nov. 9, 2021**

(54) **SUITCASE WITH WHEELS**  
(71) Applicant: **HERMES SELLIER (Société par actions simplifiée)**, Paris (FR)  
(72) Inventor: **Pierre-Alexis Dumas**, Paris (FR)  
(\*\*) Term: **15 Years**

D563,101 S \* 3/2008 Kuchler ..... D3/279  
D581,161 S \* 11/2008 Tong ..... D3/318  
D622,060 S \* 8/2010 Scicluna ..... D3/279  
D675,018 S \* 1/2013 Roberts ..... D3/279  
D683,539 S \* 6/2013 Jobert ..... D3/279  
8,596,433 B2 \* 12/2013 Tauro ..... A45C 5/14  
190/18 R  
D824,169 S \* 7/2018 Guo ..... D3/279  
D834,313 S \* 11/2018 Teng ..... D3/279

(21) Appl. No.: **35/509,926**  
(22) Filed: **Jan. 29, 2020**

(Continued)  
*Primary Examiner* — Richard E Chilcot

(80) **Hague Agreement Data**  
Int. Filing Date: **Jan. 29, 2020**  
Int. Reg. No.: **DM/208074**  
Int. Reg. Date: **Jan. 29, 2020**  
Int. Reg. Pub. Date: **Jul. 31, 2020**

(57) **CLAIM**  
The ornamental design for a suitcase with wheels, as shown and described.

(51) **LOC (13) Cl.** ..... **03-01**  
(52) **U.S. Cl.**  
USPC ..... **D3/279**  
CPC ..... **A45C 5/14 (2013.01)**  
(58) **Field of Classification Search**  
USPC ..... D3/272–289, 321, 902; 190/18 R, 100,  
190/109, 117, 114, 18 A; 280/5.26, 47.2,  
280/655, 47.315, 37  
CPC ..... A45C 5/03; A45C 2005/032; A45C  
2005/037; A45C 2009/005; A45C 5/14  
See application file for complete search history.

**DESCRIPTION**


- 1. Suitcase with wheels
- 1.1 : Perspective
- 1.2 : Front
- 1.3 : Back
- 1.4 : Right
- 1.5 : Left
- 1.6 : Top
- 1.7 : Bottom
- 1.8 : Perspective
- 1.9 : Top
- 1.10 : Detail
- 1.11 : Detail
- 1.12 : Partial Perspective
- 1.13 : Partial Perspective
- 1.14 : Partial Perspective

The wheeled suitcase consists of a body equipped with four wheels, a rectangular side handle, and a retractable top handle that extends across the entire width of the body; said body has an essentially parallelepiped shape with rounded corners and comprises two hinged parts or shells of different depths, and a zip fastener; the ends of the zipper are connected to the shells at the same distance from the main shell walls, and gradually move away from the median plane of the body; in the images, the dotted lines represent seams.

(56) **References Cited**  
U.S. PATENT DOCUMENTS

- 3,917,038 A \* 11/1975 Foge ..... A45C 5/146  
190/18 A
- 3,946,839 A \* 3/1976 Butler ..... A45C 5/146  
190/18 A
- 4,094,391 A \* 6/1978 Ratchford ..... A45C 5/143  
190/108
- D280,680 S \* 9/1985 Bomes ..... D3/279
- D280,783 S \* 10/1985 Bomes ..... D3/279
- D281,650 S \* 12/1985 Bomes ..... D3/279
- D281,652 S \* 12/1985 Bomes ..... D3/279
- D282,411 S \* 2/1986 Bomes ..... D3/279

**1 Claim, 14 Drawing Sheets**



(56)

**References Cited**

U.S. PATENT DOCUMENTS

D846,267 S	*	4/2019	Lian	.....	D3/217
D861,341 S	*	10/2019	Xu	.....	D3/279
D883,671 S	*	5/2020	Tong	.....	D3/318
D907,920 S	*	1/2021	Li	.....	D3/279

\* cited by examiner



1.1






1.2






1.3






1.4





1.5




1.6





1.7




1.8






1.9






1.10





1.11






1.12





1.13



1.14

