



US00D935177S

(12) **United States Design Patent** (10) **Patent No.:** **US D935,177 S**
Giarratano (45) **Date of Patent:** **** Nov. 9, 2021**

(54) **CARD CASE**

(56) **References Cited**

(71) Applicant: **HERMES SELLIER (Société par actions simplifiée)**, Paris (FR)

U.S. PATENT DOCUMENTS

(72) Inventor: **Henda Giarratano**, Paris (FR)

D716,044 S	*	10/2014	Wilk	D3/247
D768,382 S	*	10/2016	Wu	D3/247
D768,383 S	*	10/2016	Wu	D3/247
D802,921 S	*	11/2017	Barnet	D3/247
D860,645 S	*	9/2019	Wu	D3/247
D904,016 S	*	12/2020	Jacobsen	D3/247
D909,059 S	*	2/2021	Leh	D3/247

(**) Term: **15 Years**

* cited by examiner

(21) Appl. No.: **35/510,133**

Primary Examiner — Khawaja Anwar

(22) Filed: **Feb. 17, 2020**

(80) **Hague Agreement Data**

(57) **CLAIM**

Int. Filing Date: **Feb. 17, 2020**

The ornamental design for a card case, as shown and described.

Int. Reg. No.: **DM/206809**

Int. Reg. Date: **Feb. 17, 2020**

Int. Reg. Pub. Date: **Aug. 21, 2020**

DESCRIPTION

(51) **LOC (13) Cl.** **03-01**

- 1. Card case
- 1.1 : Perspective
- 1.2 : Front
- 1.3 : Back
- 1.4 : Right
- 1.5 : Left
- 1.6 : Top
- 1.7 : Bottom
- 1.8 : Front
- 1.9 : Front

(52) **U.S. Cl.**

USPC **D3/247**

(58) **Field of Classification Search**


USPC D3/232–233, 240, 241, 242, 243, 245,
D3/246, 318, 327, 247, 249–253

CPC A45F 5/00; A45F 2005/006; A45F
2005/008; A45F 2200/0516; A45F 5/02;
A45F 5/021; A45C 11/00; A45C 13/001;
A45C 13/08; A45C 1/06; A45C
2001/065; A45C 2001/067; A45C 11/182;
A45C 13/002; A45C 13/103; A45C
13/1046; A45C 13/1069; A45C 13/30;
A45C 13/36; A45C 1/02; A45C
2011/002; A45C 2011/186; A45C
2013/1015; A45C 2200/15; A45C 3/001;
A45C 3/06


The card case consists of a rectangular case open on one side and inserted into a fence structure; the latter comprises a band which extends around the said case along its longitudinal median axis; the ends of said band are connected by a button on one side of the case; on each side of the case said fence structure band has two oblique and parallel transverse appendages, which together with said band form an inclined H pattern; the dotted lines in the images represent seams that are not part of the design and are not claimed.

See application file for complete search history.


1 Claim, 9 Drawing Sheets




1.1




1.2




1.3




1.4




1.5




1.6



1.7



1.8



1.9

