



US00D935160S

(12) **United States Design Patent** (10) **Patent No.:** **US D935,160 S**
Choi (45) **Date of Patent:** **** *Nov. 9, 2021**

- (54) **SHOE INSOLE**
- (71) Applicant: **Moo Lip Choi**, Incheon (KR)
- (72) Inventor: **Moo Lip Choi**, Incheon (KR)
- (73) Assignee: **Moo Lip Choi**, Incheon (KR)
- (*) Notice: This patent is subject to a terminal disclaimer.
- (**) Term: **15 Years**
- (21) Appl. No.: **29/674,688**
- (22) Filed: **Dec. 23, 2018**
- (51) **LOC (13) Cl.** **02-04**
- (52) **U.S. Cl.**
USPC **D2/961**
- (58) **Field of Classification Search**
USPC D2/896, 968, 961, 946, 947; D24/124, D24/126; 36/43, 44
CPC A43B 1/00; A43B 1/10; A43B 1/14; A43B 7/00; A43B 7/14; A43B 7/1405; A43B 7/141; A43B 7/1415; A43B 7/142; A43B 7/1425; A43B 7/143; A43B 7/1435; A43B 7/144; A43B 7/1445; A43B 7/145; A43B 7/1465; A43B 7/32; A43B 17/00; A43B 17/003; A43B 17/006; A43B 17/08; A43B 17/14; A43B 17/18; A43B 19/00
See application file for complete search history.

D746,033	S	*	12/2015	Cherneski	D2/961
D747,085	S	*	1/2016	Piontkowski	D2/961
D795,549	S	*	8/2017	Chen	D2/961
D795,552	S	*	8/2017	Clough	D2/961
D796,175	S	*	9/2017	Mitchell	D2/961
D797,429	S	*	9/2017	Granger	D2/961
D800,434	S	*	10/2017	Anthony	D2/961
D841,966	S	*	3/2019	Mitchell	D2/961
2002/0050080	A1	*	5/2002	Vasyli	A43B 7/1435 36/145

OTHER PUBLICATIONS

1 Pair Silicone Bunion Corrector Hallux Valgus Toe Separators Straightener Hammer Toe Support Spacers for Men and Women, AliExpress, https://www.aliexpress.com/item/33048502855.html?aff_platform=true&aff_short_key=UneMJZVf&isdl=y&src=bing&albch=shopping&acnt=42005546&isdl=y&aff_short_key=2020 (Year: 2020).*

* cited by examiner

Primary Examiner — Elizabeth J Oswecki

(57) **CLAIM**

The ornamental design for a shoe insole, as shown and described.

DESCRIPTION

FIG. 1 is a front, top, and right side perspective view of a shoe insole showing my new design; FIG. 2 is a front elevation view thereof; FIG. 3 is a rear elevation view thereof; FIG. 4 is a left side elevation view thereof; FIG. 5 is a right side elevation view thereof; FIG. 6 is a top plan view thereof; and, FIG. 7 is a bottom plan view thereof. The even broken lines used in the drawings are for the purpose of illustrating environmental structure and form no part of the claimed design. The dash-dot-dash broken lines shown in the drawings illustrate the boundary of the claim and form no part thereof.

1 Claim, 7 Drawing Sheets

(56) **References Cited**
U.S. PATENT DOCUMENTS

D121,708	S	*	7/1940	Werman	D2/961
D371,894	S	*	7/1996	Gay	D2/961
D533,336	S	*	12/2006	Walker	D2/961
D545,532	S	*	7/2007	Sawtelle	D2/947
D556,990	S	*	12/2007	Cabados	D2/961
D594,198	S	*	6/2009	Kosmas	D2/961
D596,388	S	*	7/2009	Hill	D2/946
D615,742	S	*	5/2010	Vasyli	D2/961
D672,126	S	*	12/2012	Walker	D2/961

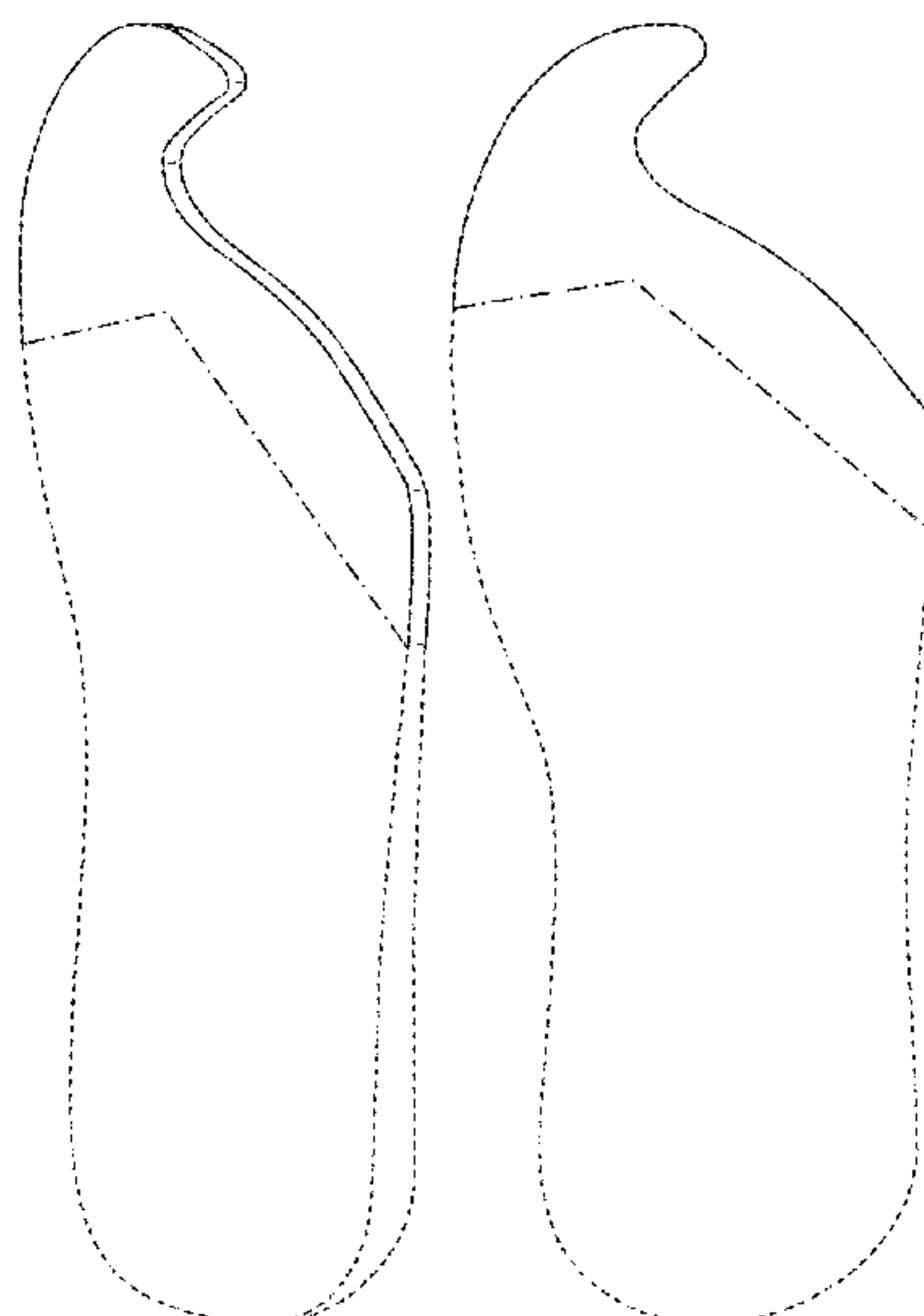


FIG. 1

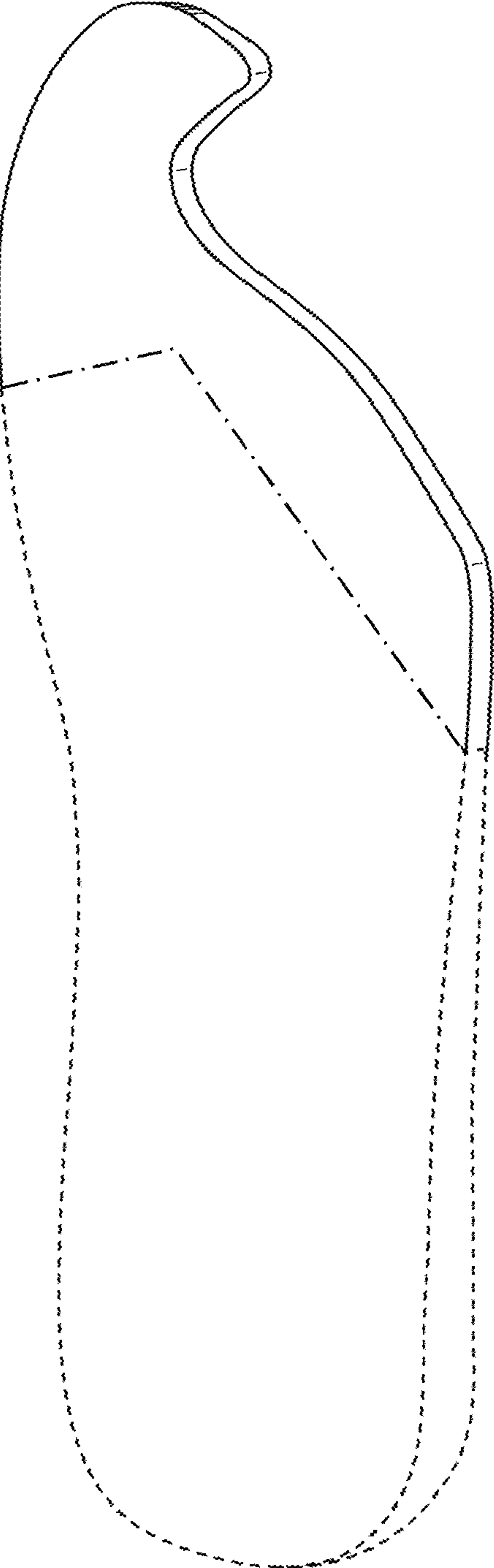


FIG. 2

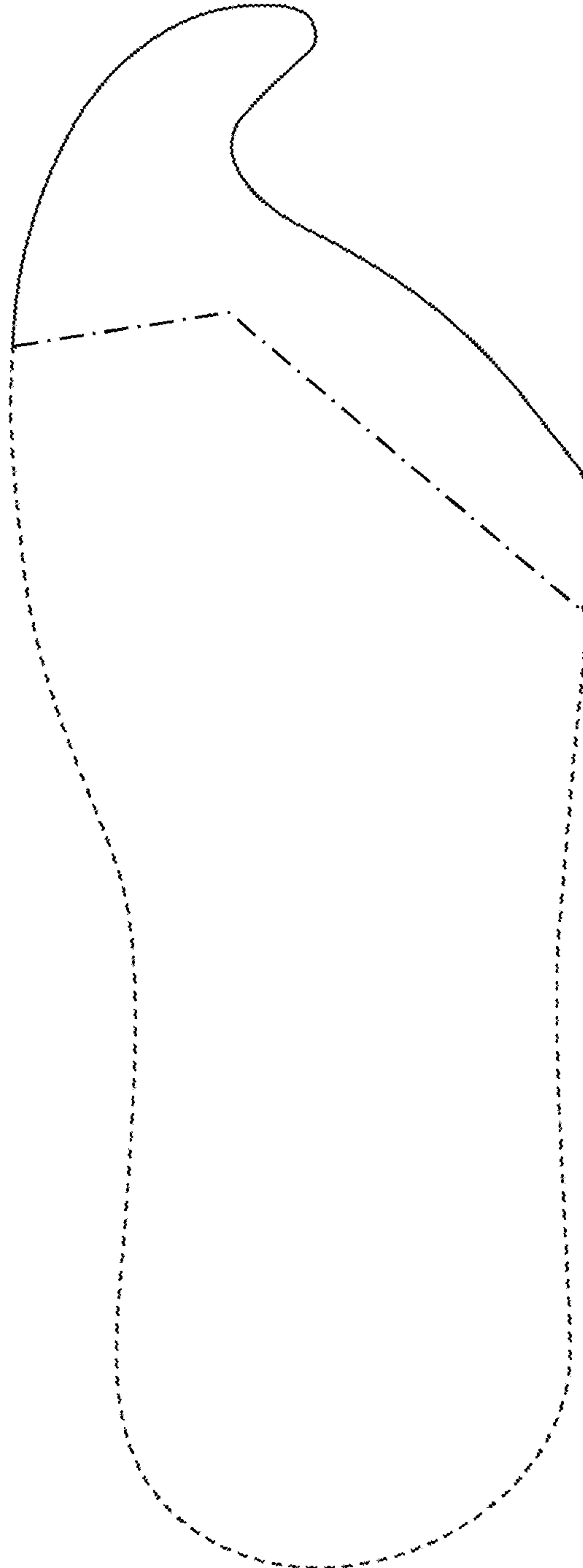


FIG. 3

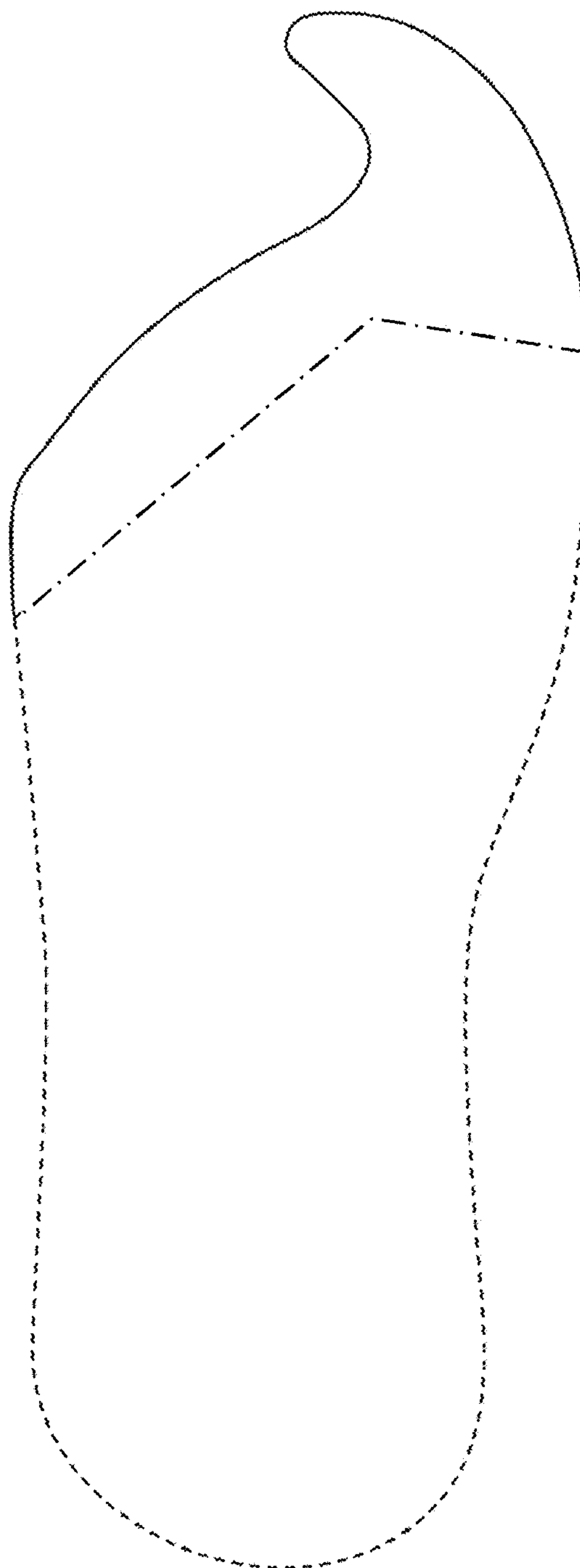


FIG. 4




FIG. 5

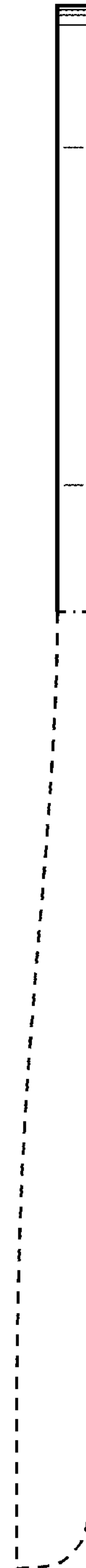


FIG. 6

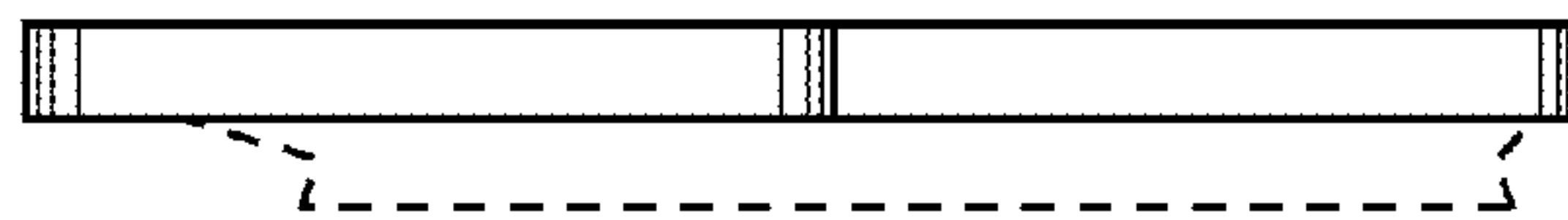


FIG. 7

