



US00D935159S

(12) **United States Design Patent** (10) **Patent No.:** **US D935,159 S**
Choi (45) **Date of Patent:** **** Nov. 9, 2021**

- (54) **SHOE INSOLE**
- (71) Applicant: **Moo Lip Choi**, Incheon (KR)
- (72) Inventor: **Moo Lip Choi**, Incheon (KR)
- (73) Assignee: **Moo Lip Choi**, Incheon (KR)
- (**) Term: **15 Years**
- (21) Appl. No.: **29/674,687**
- (22) Filed: **Dec. 23, 2018**
- (51) **LOC (13) Cl.** **02-04**
- (52) **U.S. Cl.**
USPC **D2/961**
- (58) **Field of Classification Search**
USPC D2/896, 968, 961, 946, 947; D24/124,
D24/126; 36/43, 44
CPC A43B 1/00; A43B 1/10; A43B 1/14; A43B
7/00; A43B 7/14; A43B 7/1405; A43B
7/141; A43B 7/1415; A43B 7/142; A43B
7/1425; A43B 7/143; A43B 7/1435; A43B
7/144; A43B 7/1445; A43B 7/145; A43B
7/1465; A43B 7/32; A43B 17/00; A43B
17/003; A43B 17/006; A43B 17/08; A43B
17/14; A43B 17/18; A43B 19/00
See application file for complete search history.

D747,085	S	*	1/2016	Piontkowski	D2/961
D795,549	S	*	8/2017	Chen	D2/961
D795,552	S	*	8/2017	Clough	D2/961
D796,175	S	*	9/2017	Mitchell	D2/961
D797,429	S	*	9/2017	Granger	D2/961
D800,434	S	*	10/2017	Anthony	D2/961
D841,966	S	*	3/2019	Mitchell	D2/961
2002/0050080	A1	*	5/2002	Vasyli	A43B 7/1435 36/145

OTHER PUBLICATIONS

1 Pair Silicone Bunion Corrector Hallux Valgus Toe Separators Straightener Hammer Toe Support Spacers for Men and Women, AliExpress, [https://www.aliexpress.com/item/33048502855.html?aff_platform=true&aff_short_key=UneMJZVf&isdl=y&src=bing&albch=shopping&acnt=42005546&isdl=y&aff_short_key, 2020 \(Year: 2020\).](https://www.aliexpress.com/item/33048502855.html?aff_platform=true&aff_short_key=UneMJZVf&isdl=y&src=bing&albch=shopping&acnt=42005546&isdl=y&aff_short_key, 2020 (Year: 2020).)*

* cited by examiner

Primary Examiner — Elizabeth J Oswecki

(57) **CLAIM**

The ornamental design for a shoe insole, as shown and described.

DESCRIPTION

FIG. 1 is a front, top, and right side perspective view of a shoe insole showing my new design; FIG. 2 is a front elevation view thereof; FIG. 3 is a rear elevation view thereof; FIG. 4 is a left side elevation view thereof; FIG. 5 is a right side elevation view thereof; FIG. 6 is a top plan view thereof; and, FIG. 7 is a bottom plan view thereof. The even broken lines used in the drawings are for the purpose of illustrating environmental structure and form no part of the claimed design. The dash-dot-dash broken lines shown in the drawings illustrate the boundary of the claim and form no part thereof.

1 Claim, 7 Drawing Sheets

- (56) **References Cited**
U.S. PATENT DOCUMENTS
- D121,708 S * 7/1940 Werman D2/961
- D371,894 S * 7/1996 Gay D2/961
- D533,336 S * 12/2006 Walker D2/961
- D545,532 S * 7/2007 Sawtelle D2/947
- D556,990 S * 12/2007 Cabados D2/961
- D594,198 S * 6/2009 Kosmas D2/961
- D596,388 S * 7/2009 Hill D2/946
- D615,742 S * 5/2010 Vasyli D2/961
- D672,126 S * 12/2012 Walker D2/961
- D746,033 S * 12/2015 Cherneski D2/961

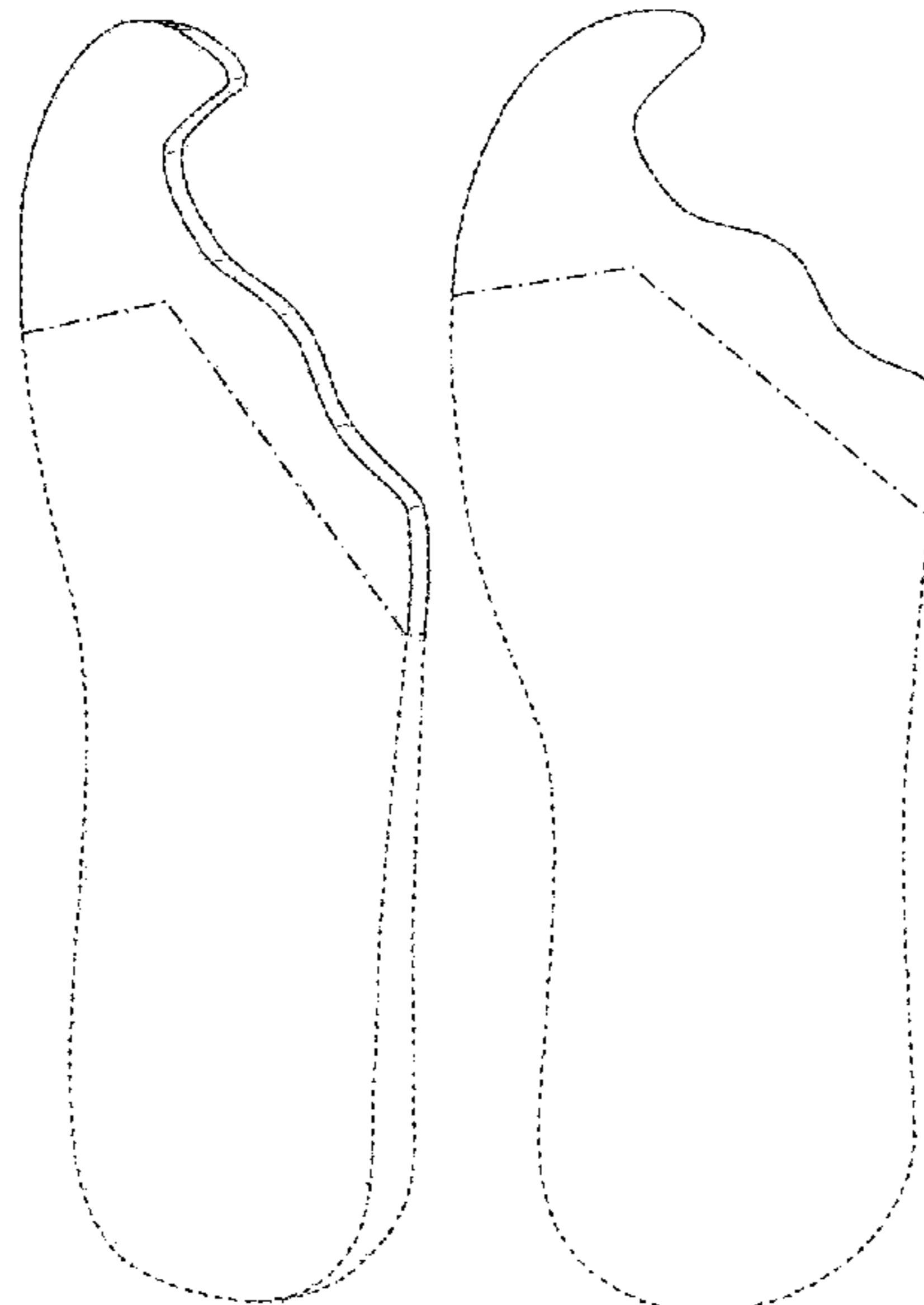


FIG. 1

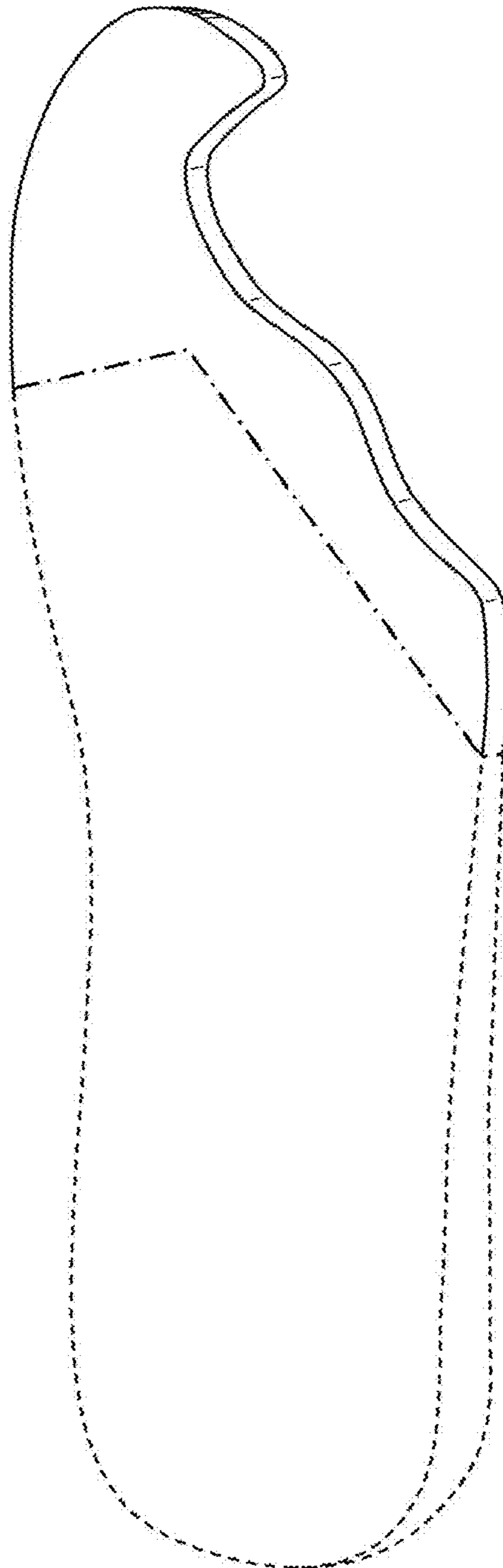


FIG. 2

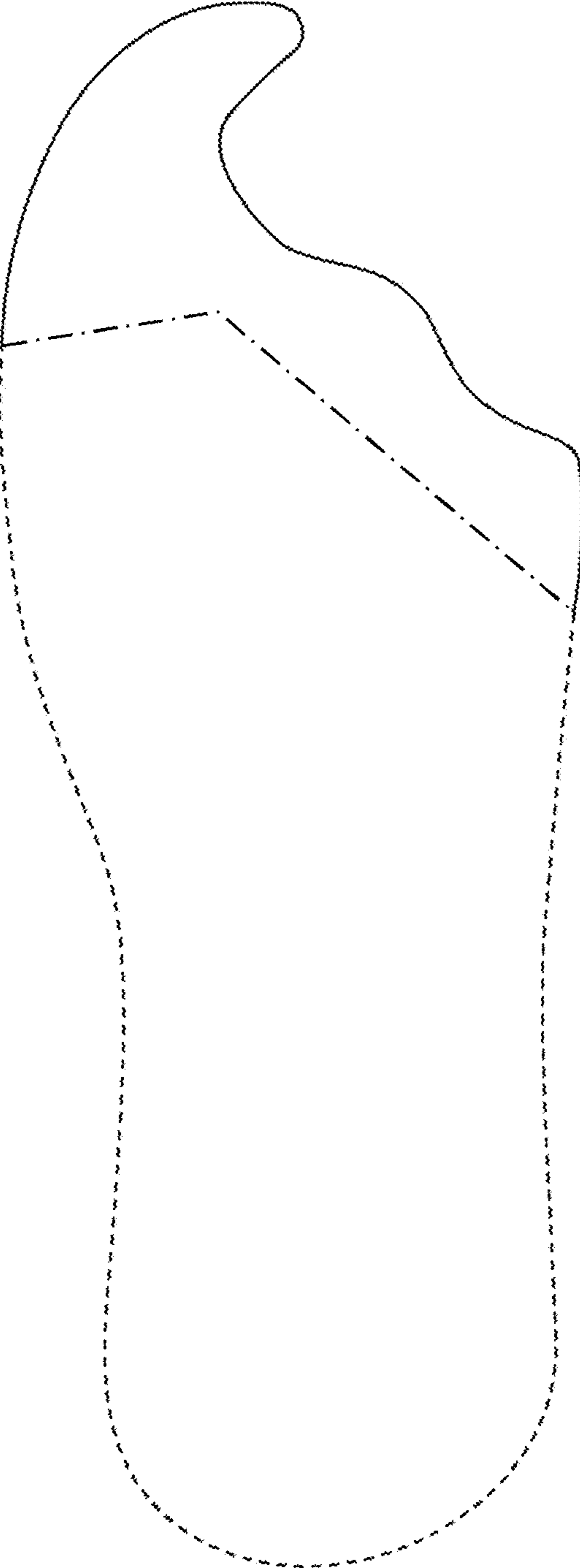


FIG. 3

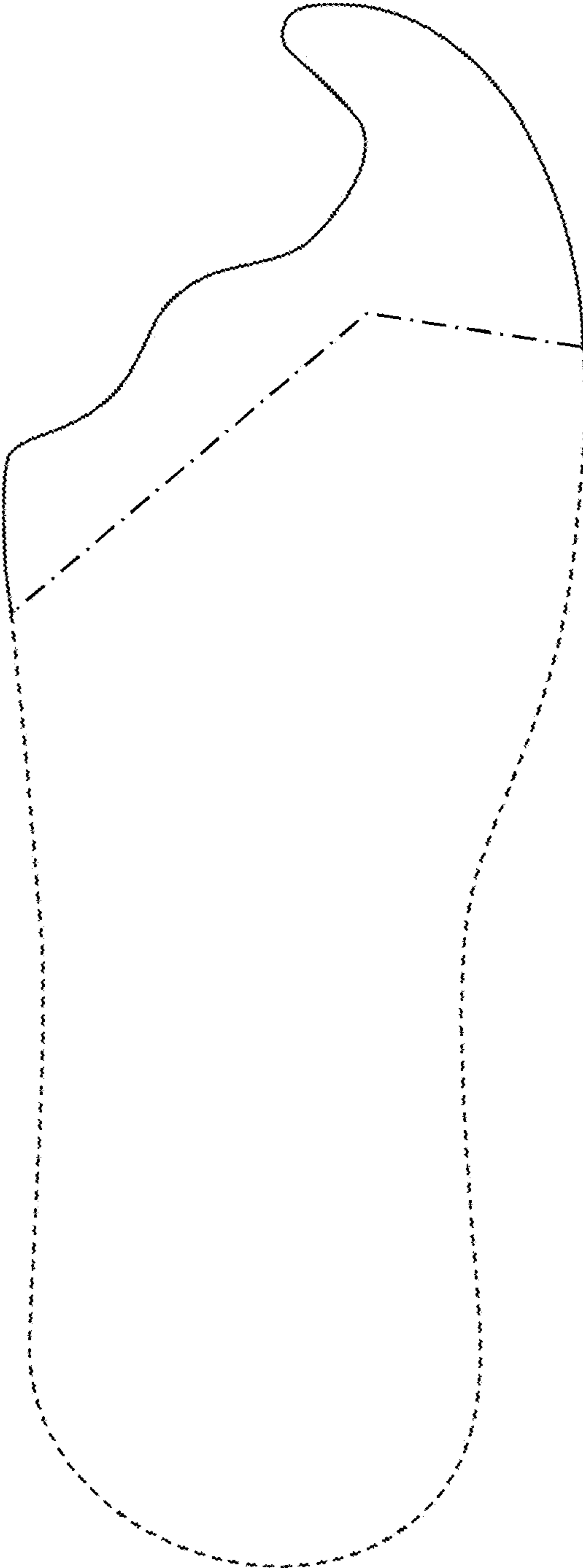


FIG. 4



FIG. 5

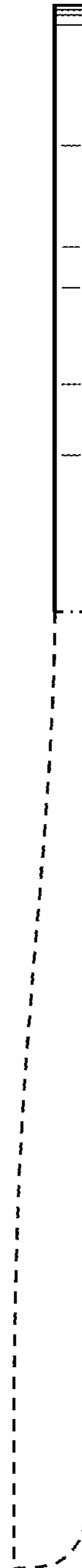


FIG. 6

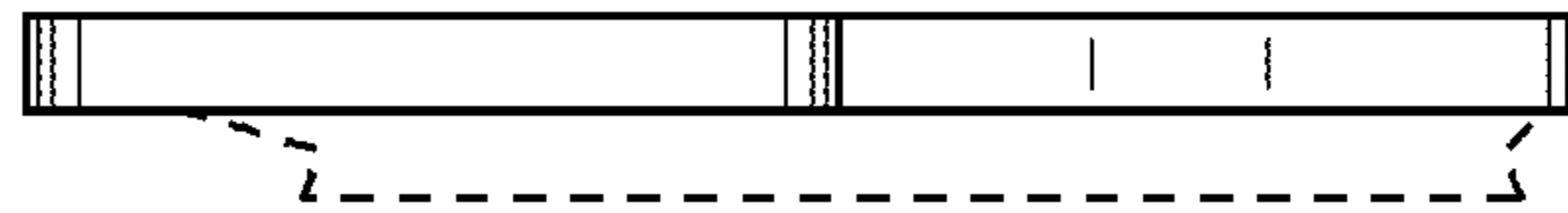


FIG. 7

