



US00D935154S

(12) **United States Design Patent**
Lin

(10) **Patent No.:** **US D935,154 S**

(45) **Date of Patent:** **** Nov. 9, 2021**

(54) **FOOTWEAR SOLE**

(71) Applicant: **Zhilong Lin**, Fujian (CN)

(72) Inventor: **Zhilong Lin**, Fujian (CN)

(**) Term: **15 Years**

(21) Appl. No.: **29/691,902**

(22) Filed: **May 21, 2019**

(51) **LOC (13) Cl.** **02-04**

(52) **U.S. Cl.**

USPC **D2/957**; D2/947; D2/951; D2/953

(58) **Field of Classification Search**

USPC D2/902, 906, 908, 916, 918, 925,
D2/946-962, 972, 977; 36/3 B, 22 R,
36/24.5, 25 R, 28, 32 R, 34 R, 59 C,
36/67 A, 103

CPC A43B 13/00; A43B 13/02; A43B 13/023;
A43B 13/026; A43B 13/04; A43B 13/08;
A43B 13/10; A43B 13/12; A43B 13/14;
A43B 13/141; A43B 13/143; A43B
13/16; A43B 13/18; A43B 13/181; A43B
13/187; A43B 13/189; A43B 13/20; A43B
13/22; A43B 13/223; A43B 13/24; A43B
13/28; A43B 13/30; A43B 13/32; A43B
13/34; A43B 13/36

See application file for complete search history.

(56) **References Cited**

U.S. PATENT DOCUMENTS

- 4,378,643 A * 4/1983 Johnson A43B 13/223
36/129
- D390,348 S * 2/1998 Meyer D2/957
- D395,740 S * 7/1998 Cass D2/951
- D452,061 S * 12/2001 Smith D2/947
- 6,335,392 B1 * 1/2002 Umezawa A43B 13/04
524/269
- D464,476 S * 10/2002 Wahoske D2/947

- D522,735 S * 6/2006 Mermet D2/972
- D530,493 S * 10/2006 Holmes D2/957
- D538,519 S * 3/2007 McClaskie D2/949
- D549,432 S * 8/2007 McClaskie D2/953
- D563,657 S * 3/2008 Matis D2/969
- D619,344 S * 7/2010 Favreau D2/957
- D651,787 S * 1/2012 Mahoney D2/908
- D672,949 S * 12/2012 Bramani D2/952
- D674,172 S * 1/2013 Bramani D2/902
- D674,173 S * 1/2013 Bramani D2/902
- D695,502 S * 12/2013 Miner D2/957
- D710,078 S * 8/2014 Joseph A43B 13/04
D2/957
- D794,923 S * 8/2017 Maurer D2/917
- D804,793 S * 12/2017 Lee D2/957
- D808,139 S * 1/2018 Martin D2/957
- D815,815 S * 4/2018 Moore D2/947
- D822,963 S * 7/2018 Moore D2/947
- D824,644 S * 8/2018 Ly A43B 13/223
D2/896
- D838,445 S * 1/2019 Kains D2/912
- D839,570 S * 2/2019 Stauffer D2/957

(Continued)

Primary Examiner — T Chase Nelson

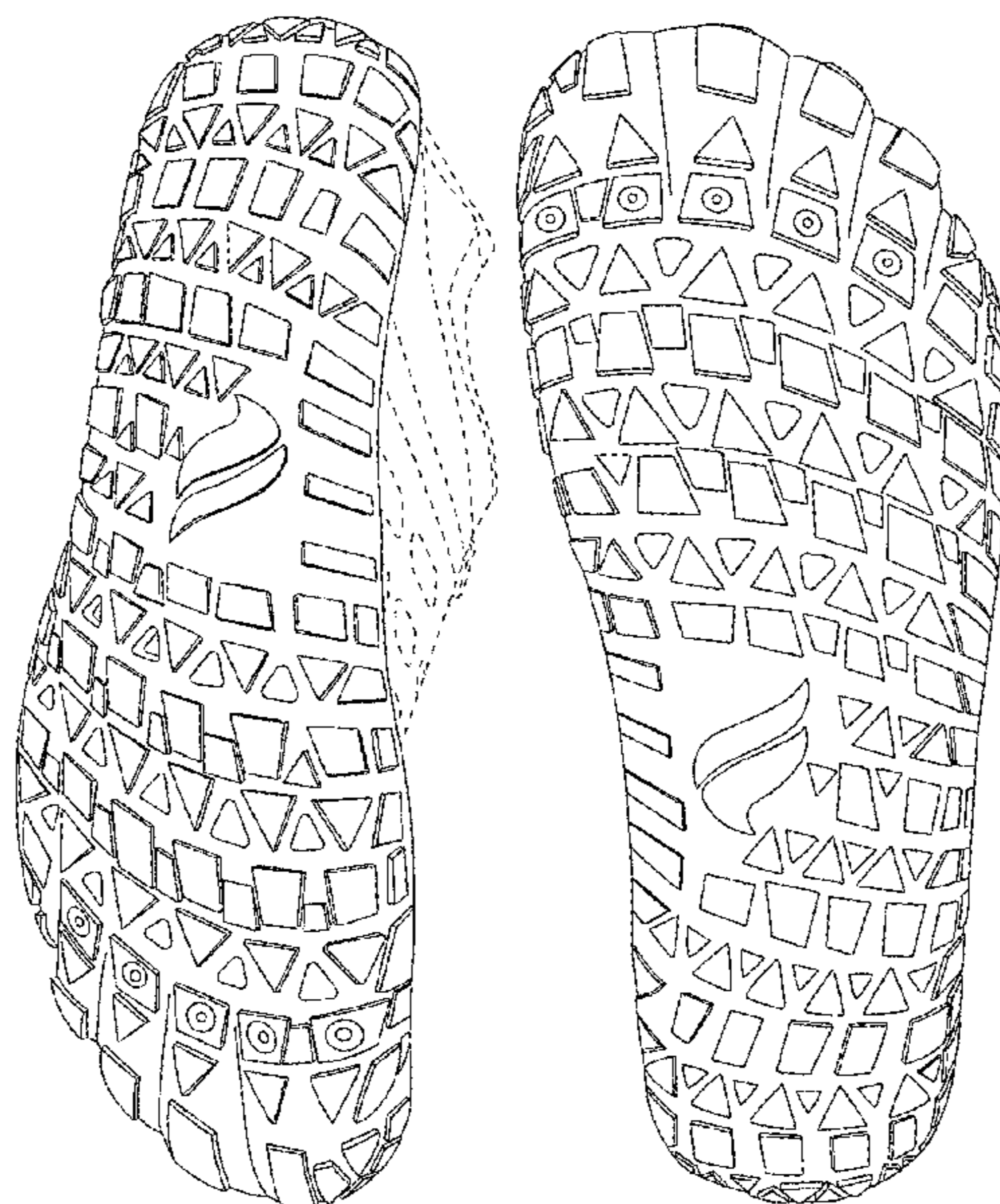
(57) **CLAIM**

The ornamental design for a footwear sole, as shown and described.

DESCRIPTION

FIG. 1 is a bottom perspective view of a footwear sole showing my new design;
 FIG. 2 is a front perspective view thereof;
 FIG. 3 is a front elevation view thereof;
 FIG. 4 is a rear elevation view thereof;
 FIG. 5 is a left side elevation view thereof;
 FIG. 6 is a right side elevation view thereof;
 FIG. 7 is a top plan view thereof; and
 FIG. 8 is a bottom plan view thereof.
 The broken lines in the figures show environment that forms no part of the claimed design.

1 Claim, 8 Drawing Sheets



(56)

References Cited

U.S. PATENT DOCUMENTS

D840,140	S *	2/2019	Dombrow	D2/957
D845,597	S *	4/2019	Barnes	D2/957
D849,380	S *	5/2019	Howe	D2/957
D849,381	S *	5/2019	Howe	D2/957
D853,097	S *	7/2019	Cass	D2/957
D871,734	S *	1/2020	Gerig	D2/957
D871,738	S *	1/2020	Gibson	D2/960
D876,780	S *	3/2020	Aden	D2/957
D879,438	S *	3/2020	Brosseau	A43B 13/223
				D2/959
D882,230	S *	4/2020	Stauffer	D2/957
D894,570	S *	9/2020	de Montgolfier	D2/957
2013/0283641	A1 *	10/2013	Rapt	A43B 13/141
				36/103
2020/0178646	A1 *	6/2020	Hillyer	A43B 13/223

* cited by examiner

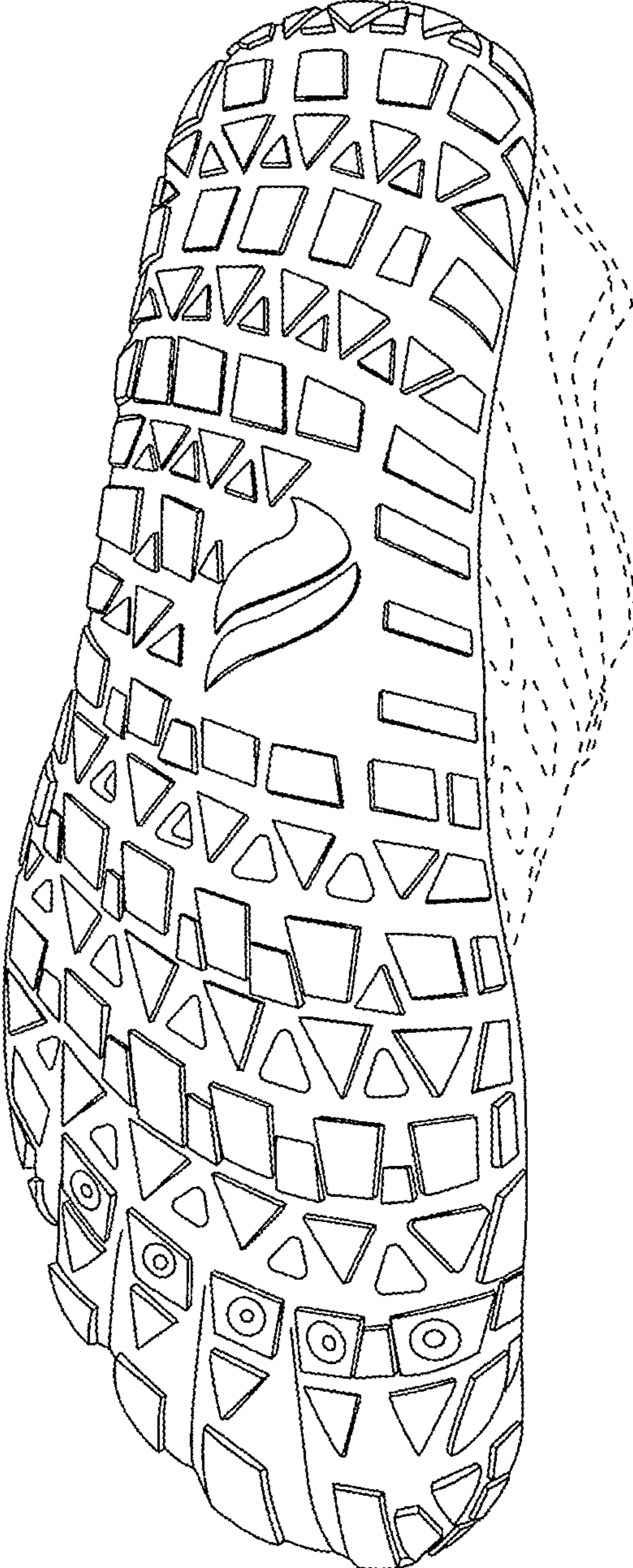


FIG.1



FIG.2

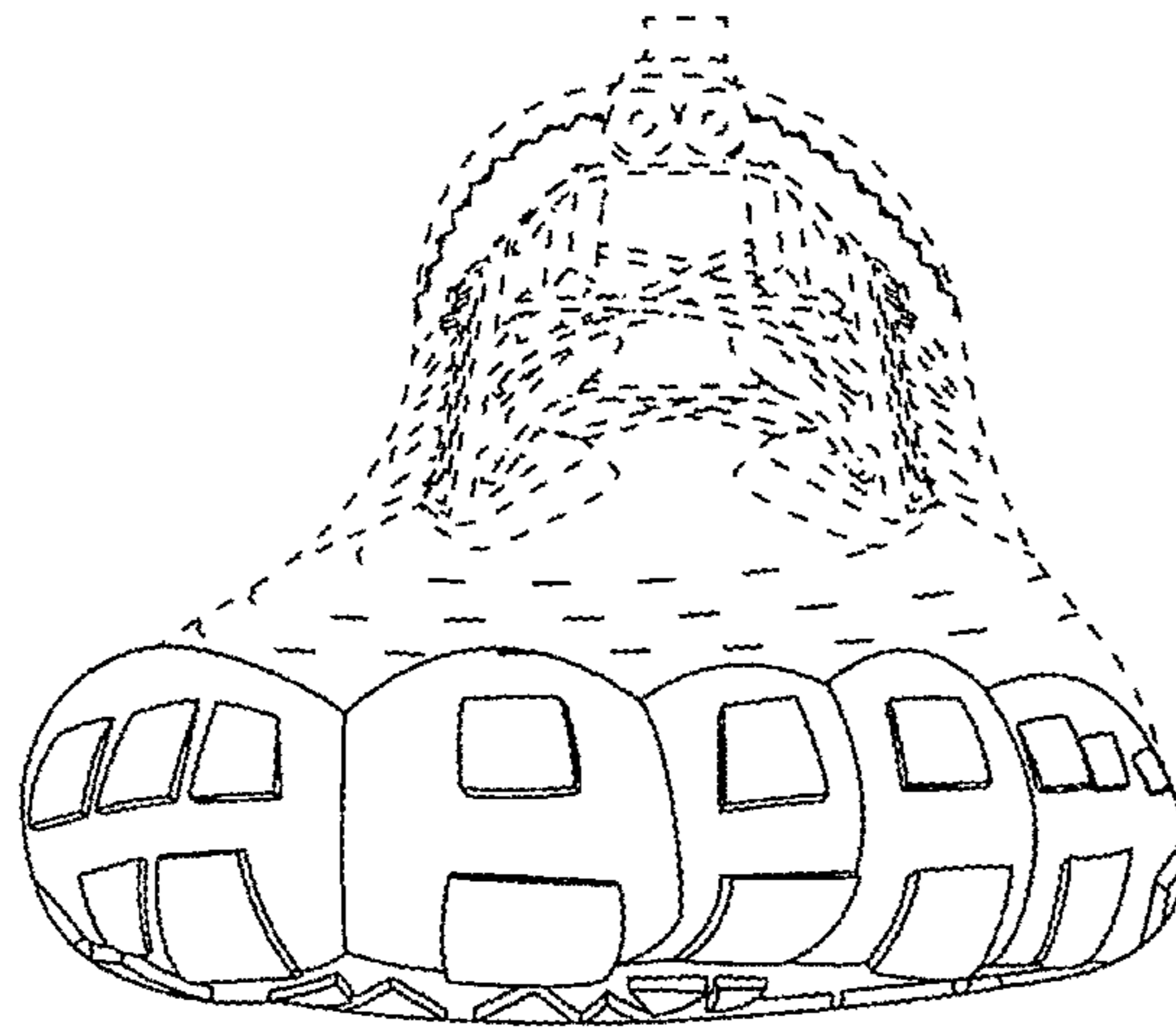


FIG.3

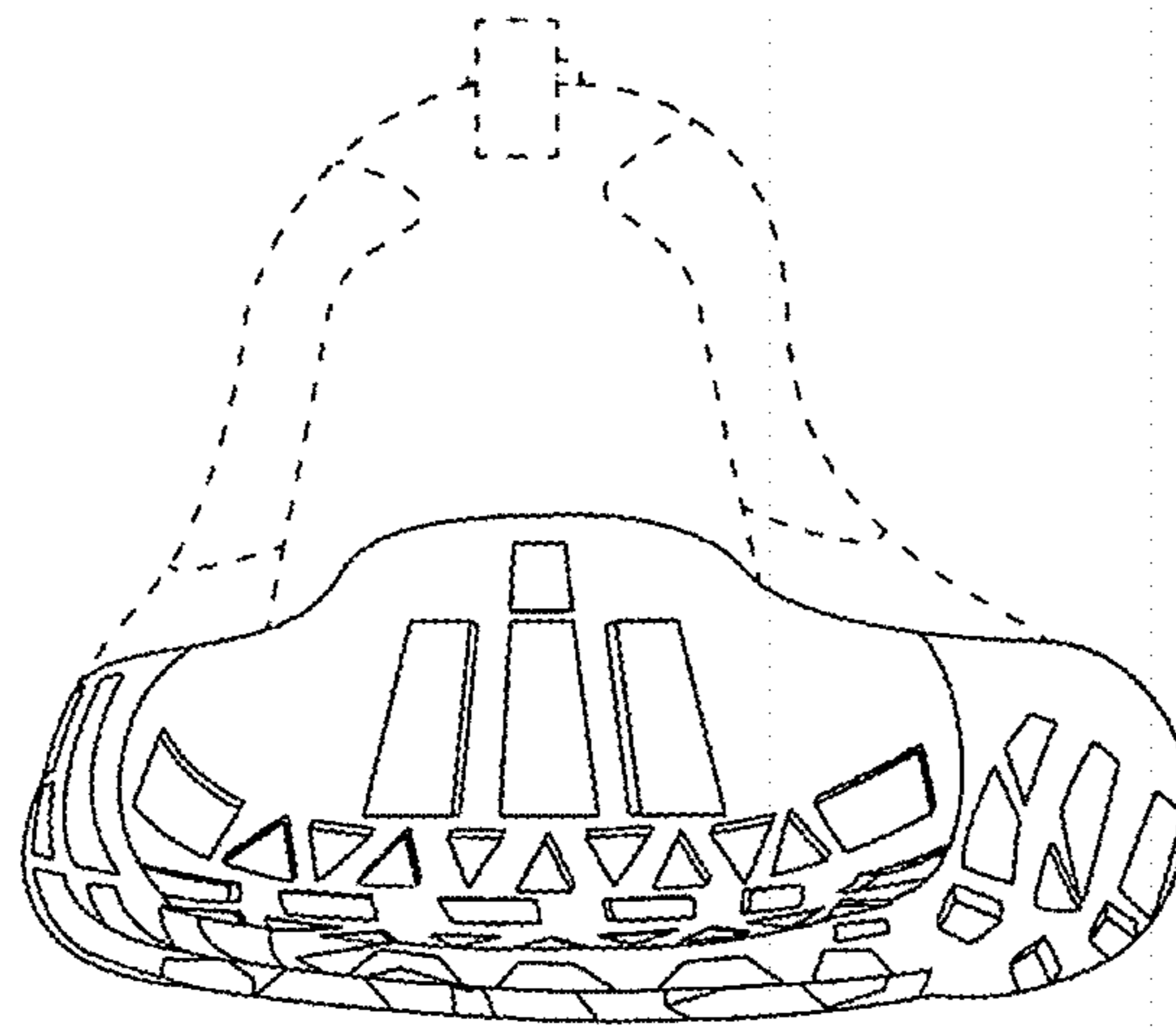


FIG.4

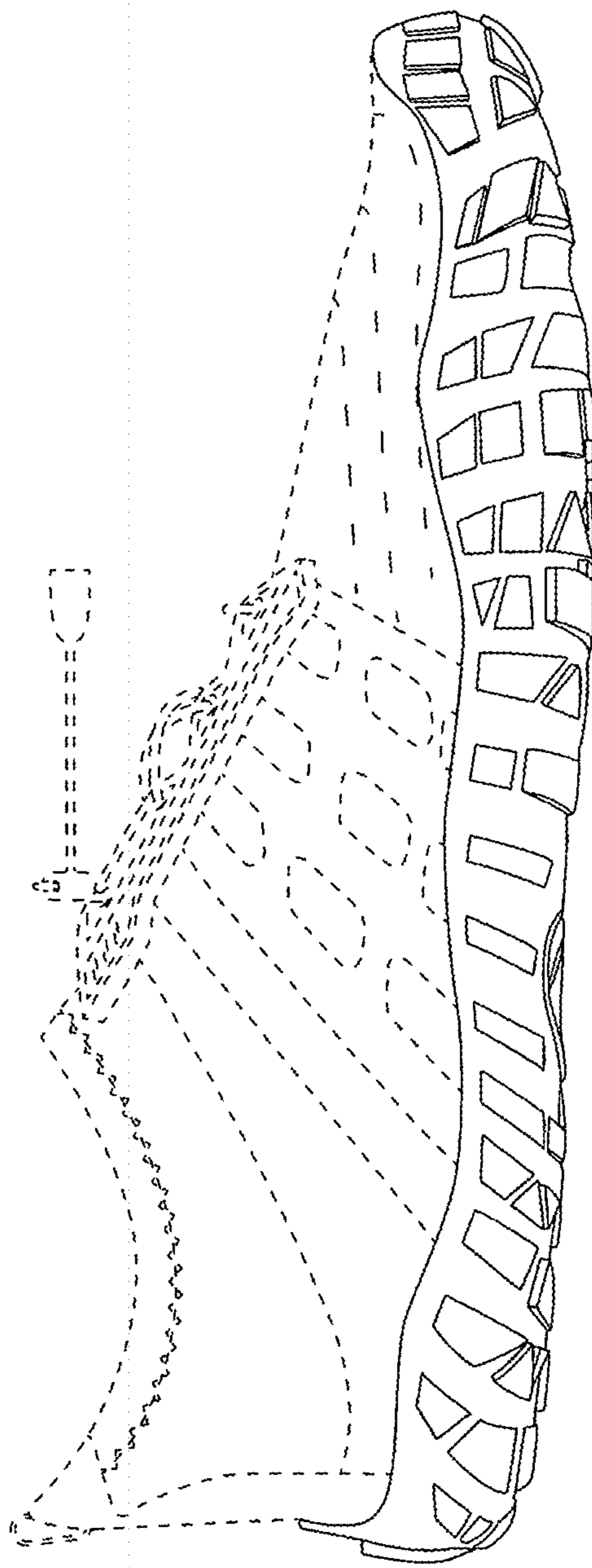


FIG. 5

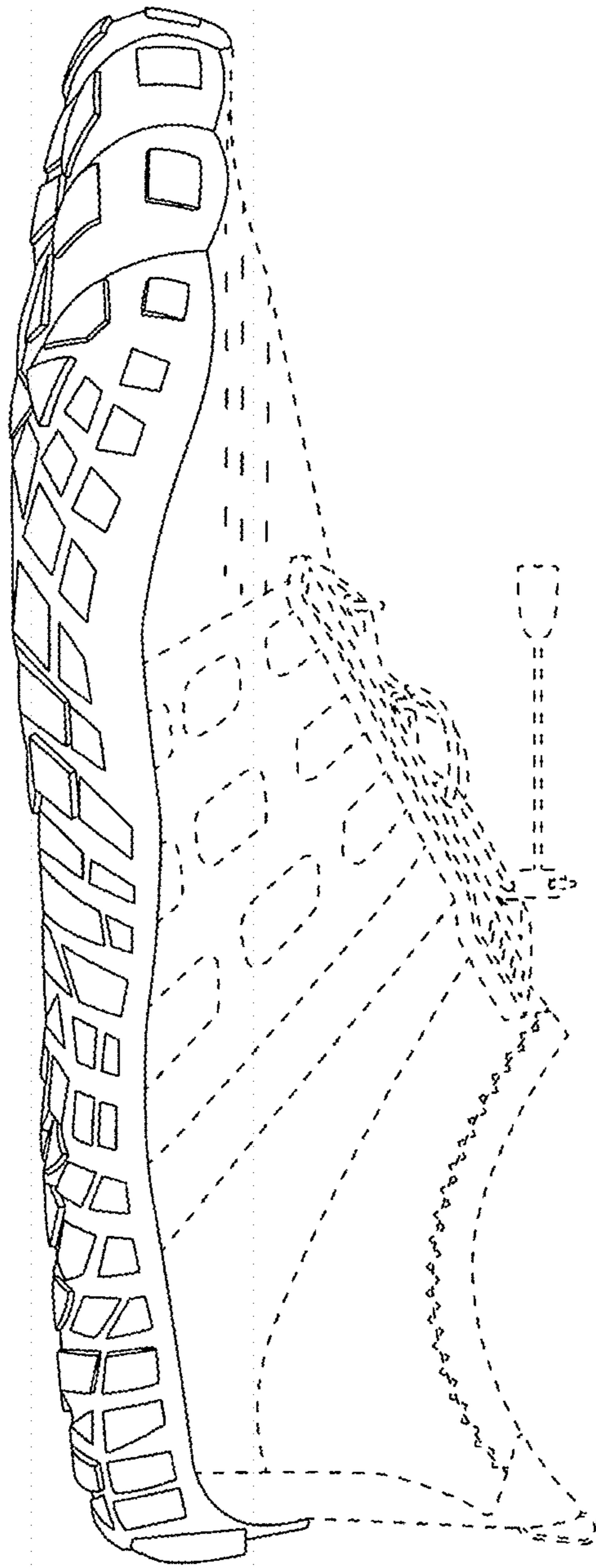


FIG.6

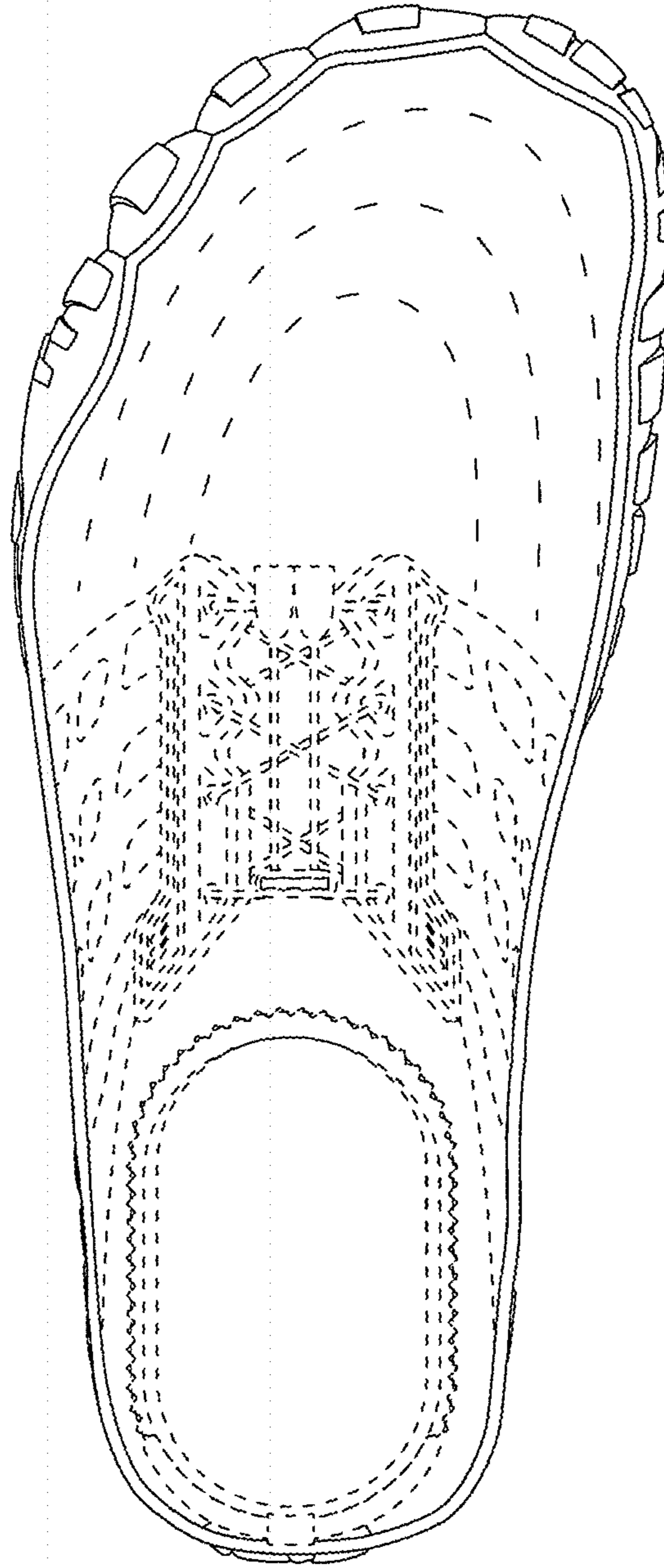


FIG. 7

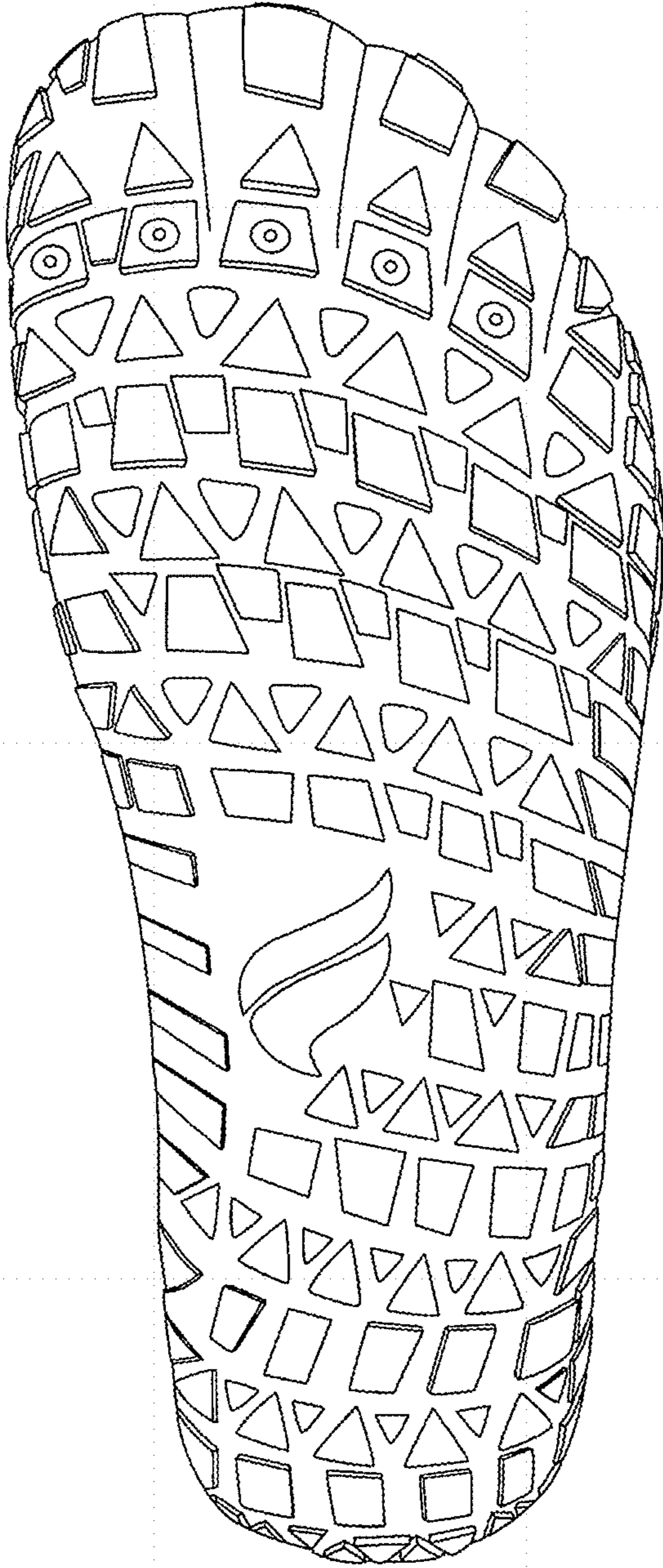


FIG. 8