



US00D935133S

(12) **United States Design Patent** (10) **Patent No.:** **US D935,133 S**
Sotitis et al. (45) **Date of Patent:** **** Nov. 9, 2021**

(54) **MEDICAL GARMENT**
(71) Applicant: **Juneo Pty Ltd**, Greystanes (AU)
(72) Inventors: **Jason Sotitis**, Greystanes (AU); **Yusuf Muklis**, Greenacre (AU)
(73) Assignee: **JUNEO PTY LTD**, Greystanes (AU)
(**) Term: **15 Years**
(21) Appl. No.: **29/749,506**
(22) Filed: **Sep. 5, 2020**

5,184,351 A * 2/1993 Benstock A41D 13/1236
2/105
D336,968 S * 7/1993 Russano D2/720
D350,012 S * 8/1994 Christy D2/720
D374,970 S * 10/1996 Jagger, V D2/720
D381,488 S * 7/1997 Small D2/718
D399,989 S * 10/1998 Bastille D2/720
5,878,437 A * 3/1999 Pater A41D 13/1236
2/69
5,991,923 A * 11/1999 Maria A41D 13/1236
2/114
6,216,271 B1 * 4/2001 Chen A41D 13/1245
2/114

(Continued)

Related U.S. Application Data

(62) Division of application No. 29/640,087, filed on Mar. 12, 2018, now Pat. No. Des. 897,068.

Foreign Application Priority Data

Sep. 12, 2017 (AU) 201715510
Sep. 12, 2017 (AU) 201715511
Mar. 8, 2018 (AU) 201811395

(51) **LOC (13) Cl.** **02-01**
(52) **U.S. Cl.**
USPC **D2/720**

(58) **Field of Classification Search**
USPC D2/720, 718, 717, 728, 739, 749–751,
D2/840–842, 847–850
CPC A41D 13/12; A41D 13/1209; A41D
13/1236; A41D 13/1245
See application file for complete search history.

(56) **References Cited**

U.S. PATENT DOCUMENTS

D266,625 S * 10/1982 Herman D2/720
4,422,186 A * 12/1983 Loney A41D 13/129
2/114
4,964,173 A * 10/1990 Gordon A41D 13/1236
2/114

OTHER PUBLICATIONS

<https://ingawellbeing.com/>, 2018 Inga Wellbeing.
<https://www.bravegowns.com/>, 2018 Brave Gowns.

Primary Examiner — Michelle E. Wilson
Assistant Examiner — Clese Moore, Jr.
(74) *Attorney, Agent, or Firm* — Renaissance IP Law
Group, LLP; David A. Crowther

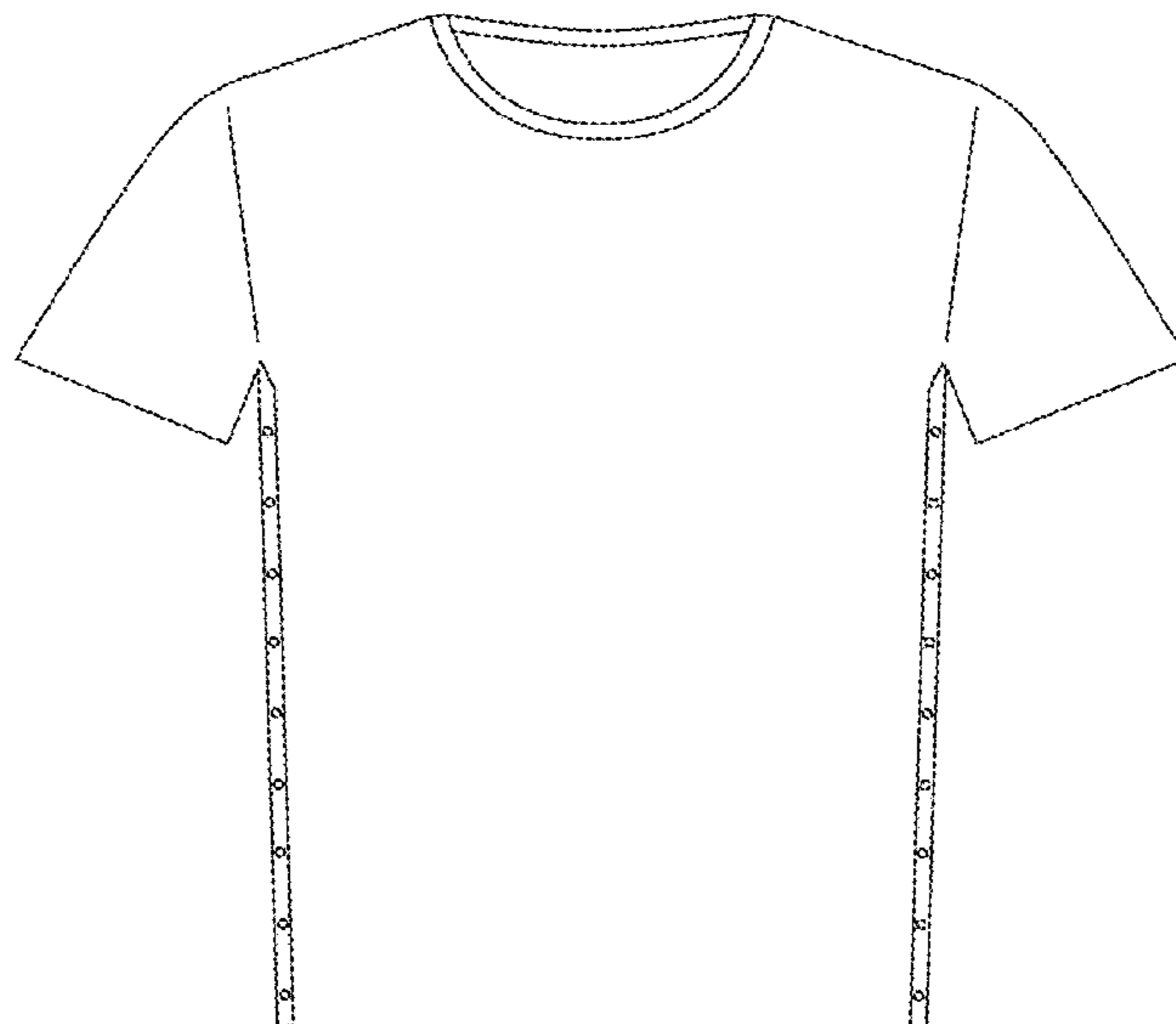
(57) **CLAIM**

The ornamental design for a medical garment, as shown and described.

DESCRIPTION

FIG. 1 is a front view of a medical garment without a cape;
FIG. 2 is a left side elevation view of the medical garment
of FIG. 1;
FIG. 3 is a right side elevation view of the medical garment
of FIG. 1;
FIG. 4 is a rear view of the medical garment of FIG. 1;
FIG. 5 is a top view of the medical garment of FIG. 1 in an
open configuration; and,
FIG. 6 is a bottom view of the medical garment of FIG. 1 in
the open configuration.

1 Claim, 6 Drawing Sheets



(56)

References Cited

U.S. PATENT DOCUMENTS

D457,289 S * 5/2002 Shorr D2/720
 6,694,522 B1 * 2/2004 Neal A41D 13/1236
 2/114
 D495,468 S * 9/2004 Wheeler-Dickson D2/720
 D505,768 S * 6/2005 Dallas D2/717
 D563,627 S * 3/2008 Warren D2/720
 D564,730 S * 3/2008 Farrell D2/720
 D565,279 S * 4/2008 Farrell D2/720
 D571,079 S * 6/2008 Gay D2/717
 D574,126 S * 8/2008 McCray D2/720
 D579,178 S * 10/2008 Snyder D2/840
 D584,483 S * 1/2009 Glynn D2/720
 D584,882 S * 1/2009 Trouillot D2/720
 D604,477 S 11/2009 Stafstrom
 D635,739 S * 4/2011 Toms D2/720
 D647,688 S * 11/2011 Hilgart D2/720
 D657,939 S * 4/2012 Mathews D2/847
 D680,709 S * 4/2013 Blood D2/720
 D721,869 S * 2/2015 Bernier D2/720
 D722,743 S * 2/2015 Nice D2/717
 D736,498 S * 8/2015 Yadrich D2/840
 D760,474 S * 7/2016 Alonzo D2/720
 D781,528 S * 3/2017 Kennedy D2/739
 D796,781 S * 9/2017 Calucci D2/720

D797,409 S * 9/2017 Yadrich D2/840
 D814,142 S * 4/2018 Forbes A41D 13/129
 D2/720
 D855,287 S * 8/2019 Corby D2/720
 D857,336 S * 8/2019 Calucci D2/720
 D889,075 S * 7/2020 Burke D2/720
 D894,533 S * 9/2020 Pfohl D2/720
 D894,534 S * 9/2020 Pettigrew D2/720
 D897,068 S * 9/2020 Sotitis D2/720
 2008/0000006 A1 * 1/2008 Ochoa A41D 13/1236
 2/114
 2008/0184455 A1 * 8/2008 Blume A41D 13/1281
 2/114
 2009/0100569 A1 * 4/2009 Butler A41F 1/00
 2/114
 2010/0242150 A1 * 9/2010 Trouillot A41D 13/1245
 2/114
 2011/0231981 A1 * 9/2011 Appel A41D 13/1245
 2/114
 2014/0189931 A1 * 7/2014 Fredrickson A41D 27/205
 2/114
 2015/0101102 A1 * 4/2015 Theodossiou A41D 13/1245
 2/114
 2015/0157069 A1 * 6/2015 Hieber A41D 13/1245
 2/114

* cited by examiner

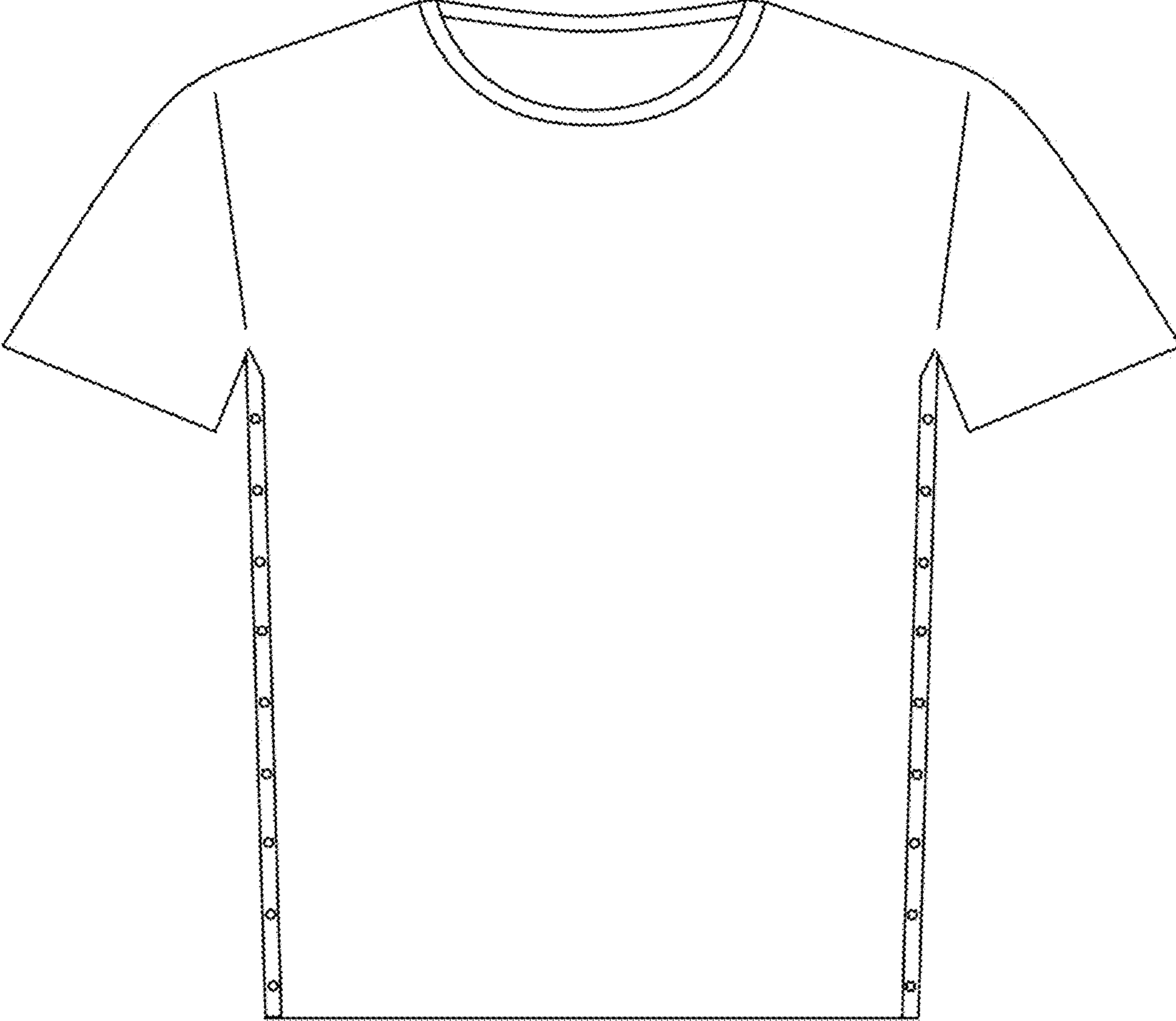


FIG. 1

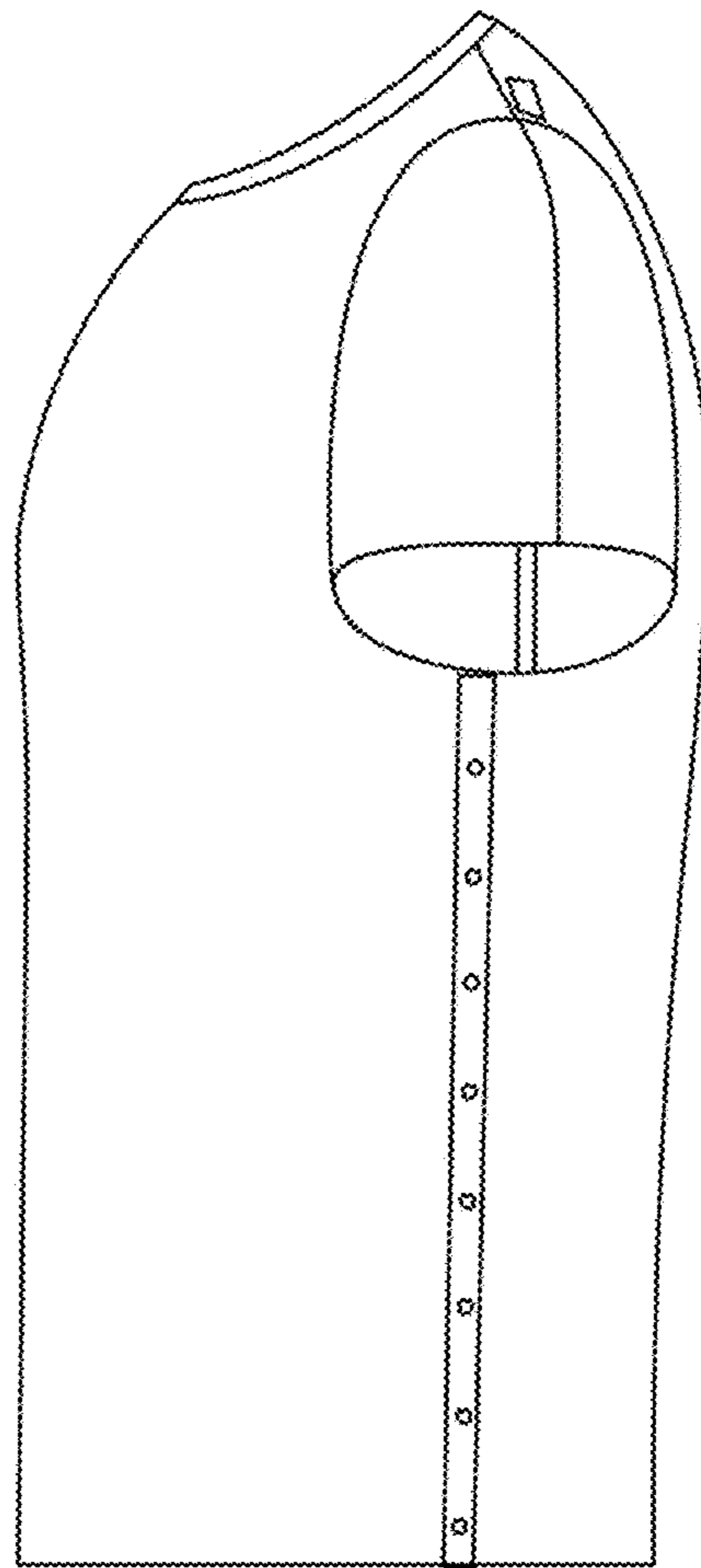


FIG. 2

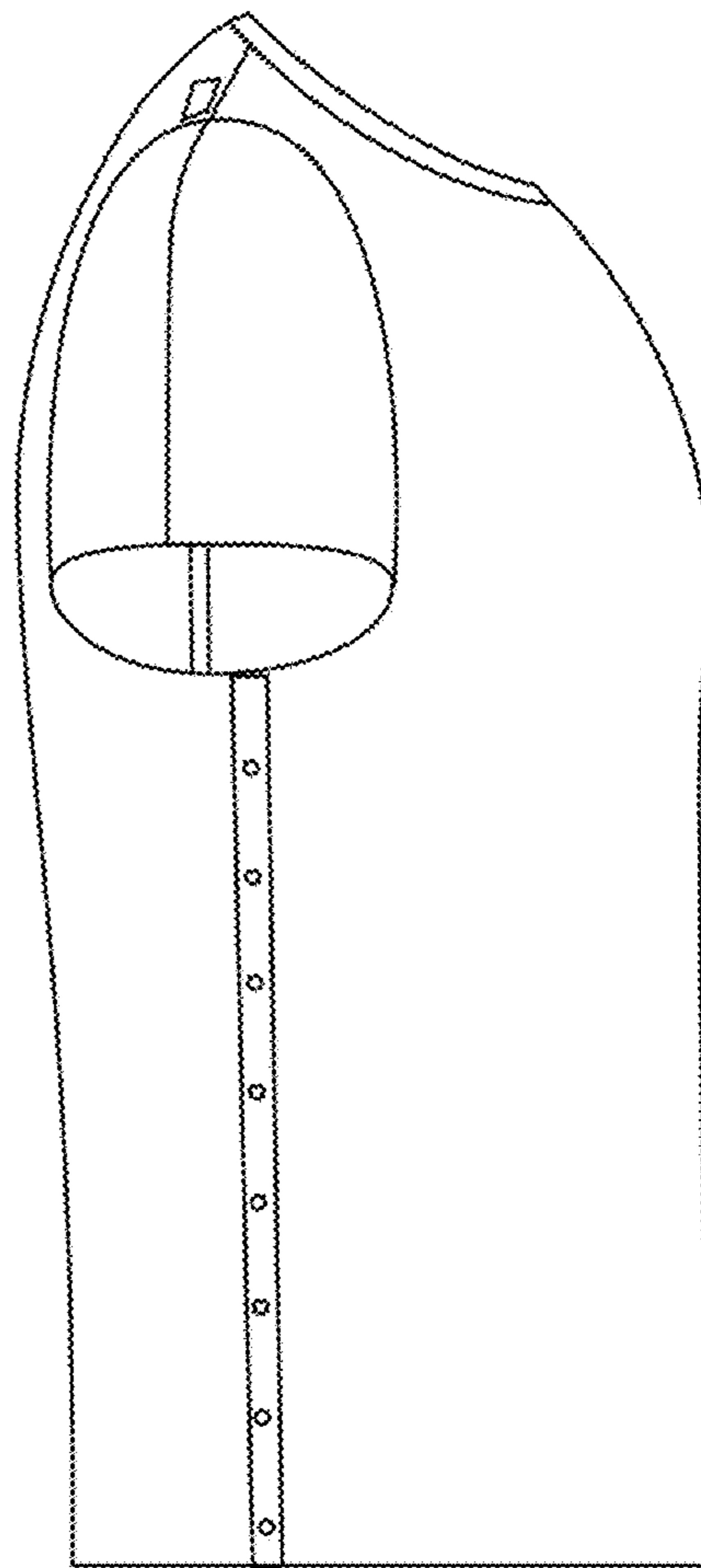


FIG. 3

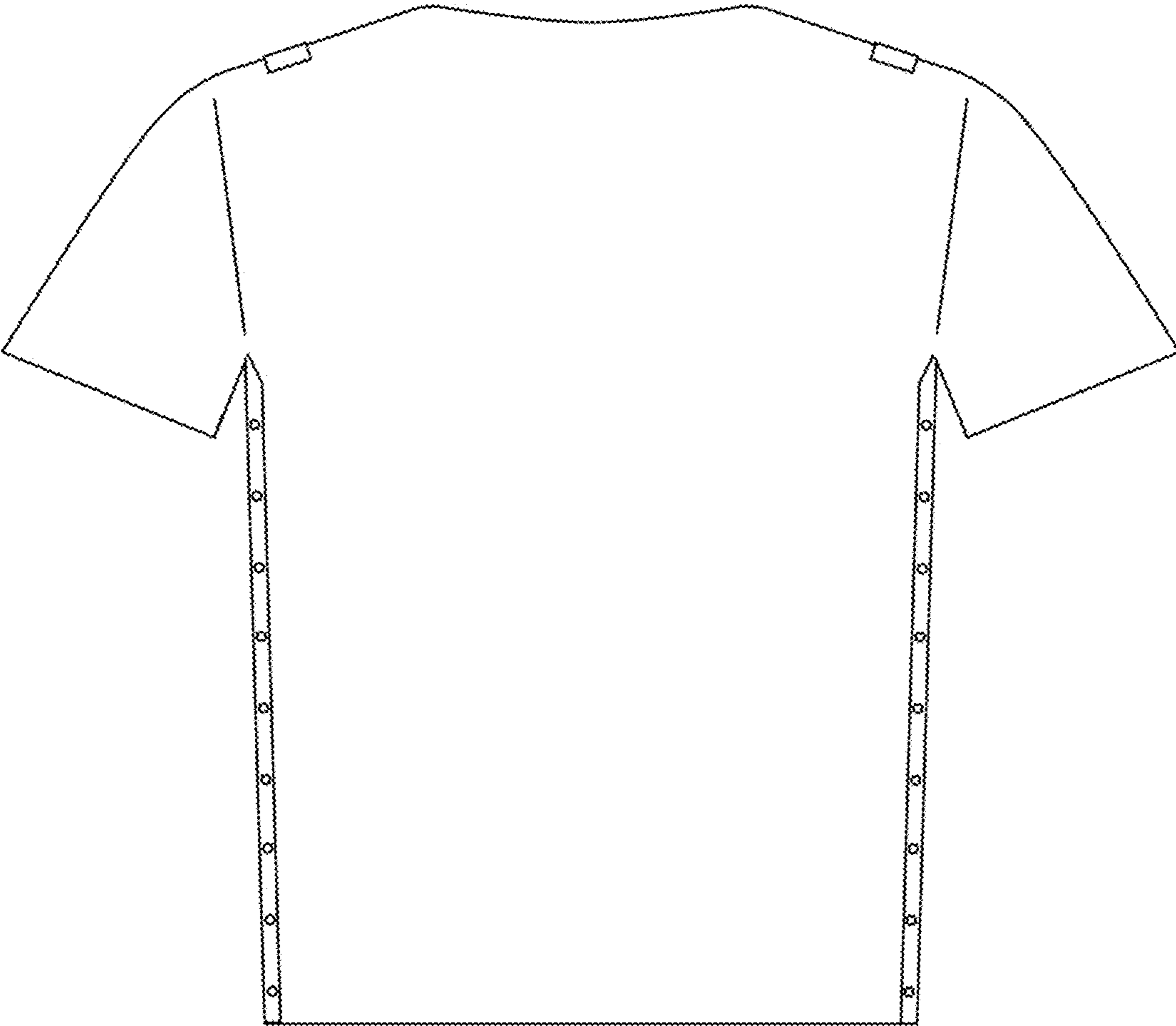


FIG. 4

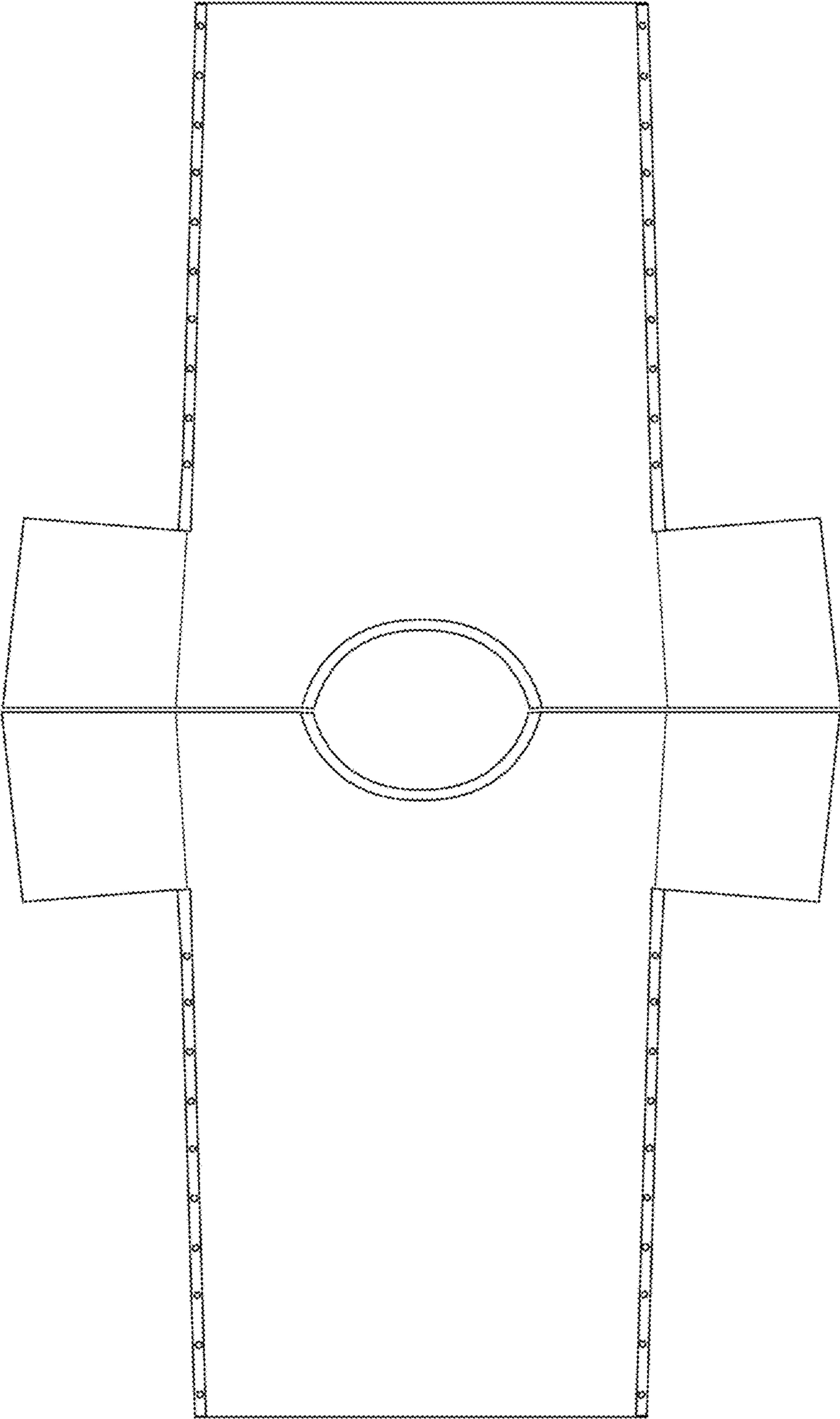


FIG. 5

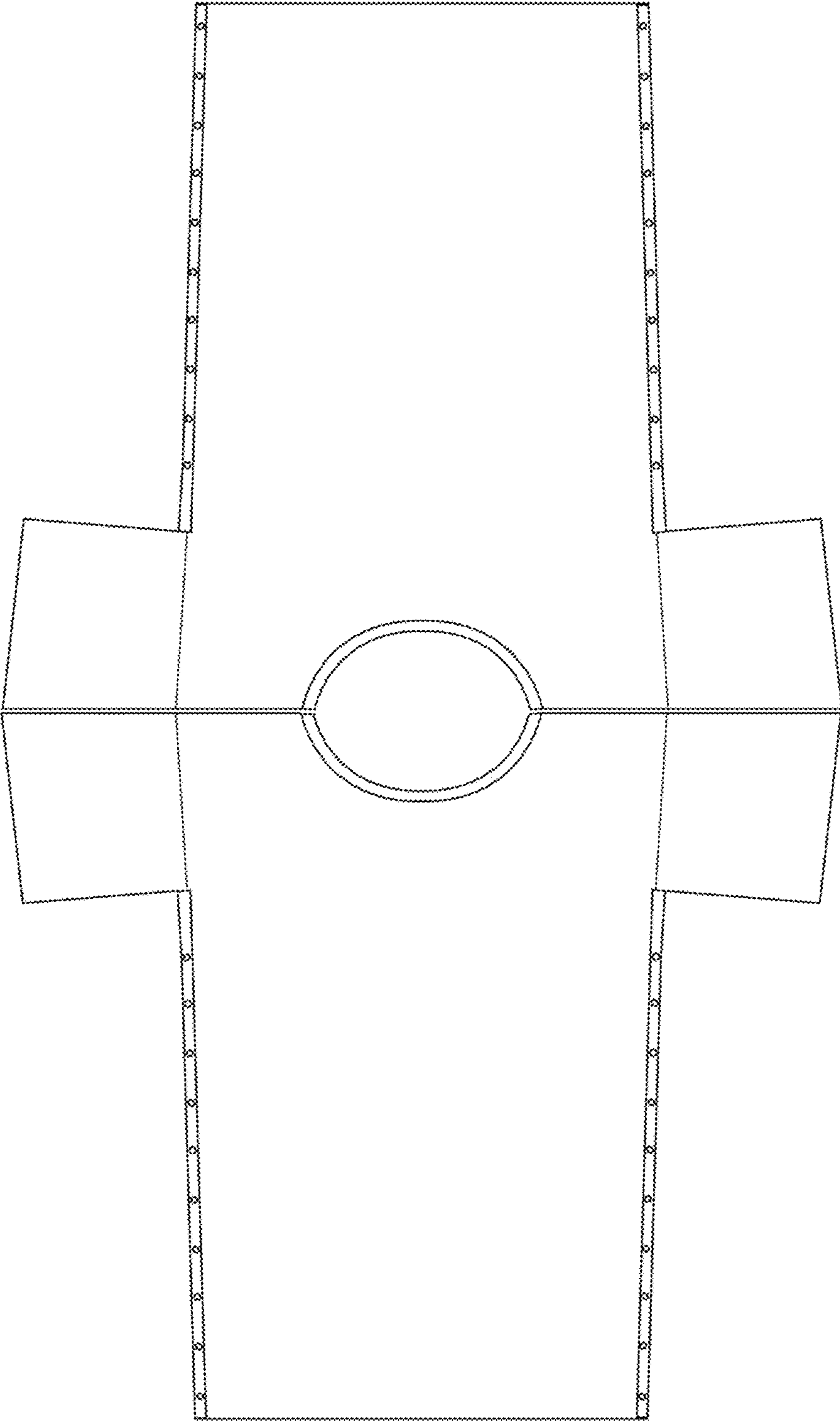


FIG. 6