



US00D935108S

(12) **United States Design Patent** (10) **Patent No.:** **US D935,108 S**  
**Farahi** (45) **Date of Patent:** **\*\* Nov. 2, 2021**

(54) **PET CARRIER**

(71) Applicant: **Shaya, LLC**, Reno, NV (US)

(72) Inventor: **Davina Farahi**, New York, NY (US)

(73) Assignee: **Shaya, LLC**, Reno, NV (US)

(\*\*) Term: **15 Years**

(21) Appl. No.: **29/720,912**

(22) Filed: **Jan. 16, 2020**

(51) **LOC (13) Cl.** ..... **30-02**

(52) **U.S. Cl.**  
USPC ..... **D30/108**

(58) **Field of Classification Search**  
USPC ..... D30/108-120; D3/201, 203.1, 203.6,  
D3/203.7, 213, 216, 217, 232, 235, 242,  
D3/243, 245-246, 273, 276, 269, 271.2,  
D3/274, 283, 289-290, 301, 303, 900,  
D3/902, 904

CPC ... A01K 1/00; A01K 1/01; A01K 1/02; A01K  
1/03; A01K 31/00; A01K 31/06; A01K  
31/07; A01K 31/08; A01K 31/14; A01K  
31/18; A01K 5/00; A01K 29/00; A47K  
11/02; A45C 3/00; A45C 3/06; A45C  
2003/008; A45C 2003/007; A45F 3/00;  
A45F 3/04; A45F 3/02

See application file for complete search history.

(56) **References Cited**

**U.S. PATENT DOCUMENTS**

D398,083 S \* 9/1998 Martz ..... D3/273  
D523,995 S \* 6/2006 Knittle ..... D30/109

D548,408 S \* 8/2007 Martz ..... D3/273  
7,665,421 B2 \* 2/2010 Martz ..... A01K 1/0254  
119/497  
D662,264 S \* 6/2012 Chau ..... D30/109  
D724,792 S \* 3/2015 Renforth ..... D30/109  
D804,738 S \* 12/2017 Nourollah ..... D30/109  
D808,084 S \* 1/2018 Lu ..... D30/109  
D818,204 S \* 5/2018 Renforth ..... D30/109  
D886,389 S \* 6/2020 Lu ..... D30/109

\* cited by examiner

*Primary Examiner* — Michelle E. Wilson

*Assistant Examiner* — Aula Soroush

(74) *Attorney, Agent, or Firm* — Ziegler IP Law Group,  
LLC

(57) **CLAIM**

The ornamental design for a pet carrier, as shown and described.

**DESCRIPTION**

FIG. 1 is a perspective view of a pet carrier showing the new design;

FIG. 2 is a front elevation view thereof;

FIG. 3 is a rear elevation view thereof;

FIG. 4 is a left side elevation view thereof;

FIG. 5 is a right side elevation view thereof;

FIG. 6 is a top plan view thereof; and,

FIG. 7 is a bottom plan view thereof.

The thick dash broken lines in the drawings illustrate stitching that form no part of the claimed design. All other broken lines illustrate portions of the pet carrier and form no part of the claimed design.

**1 Claim, 6 Drawing Sheets**





FIG. 1



FIG. 2



FIG. 3

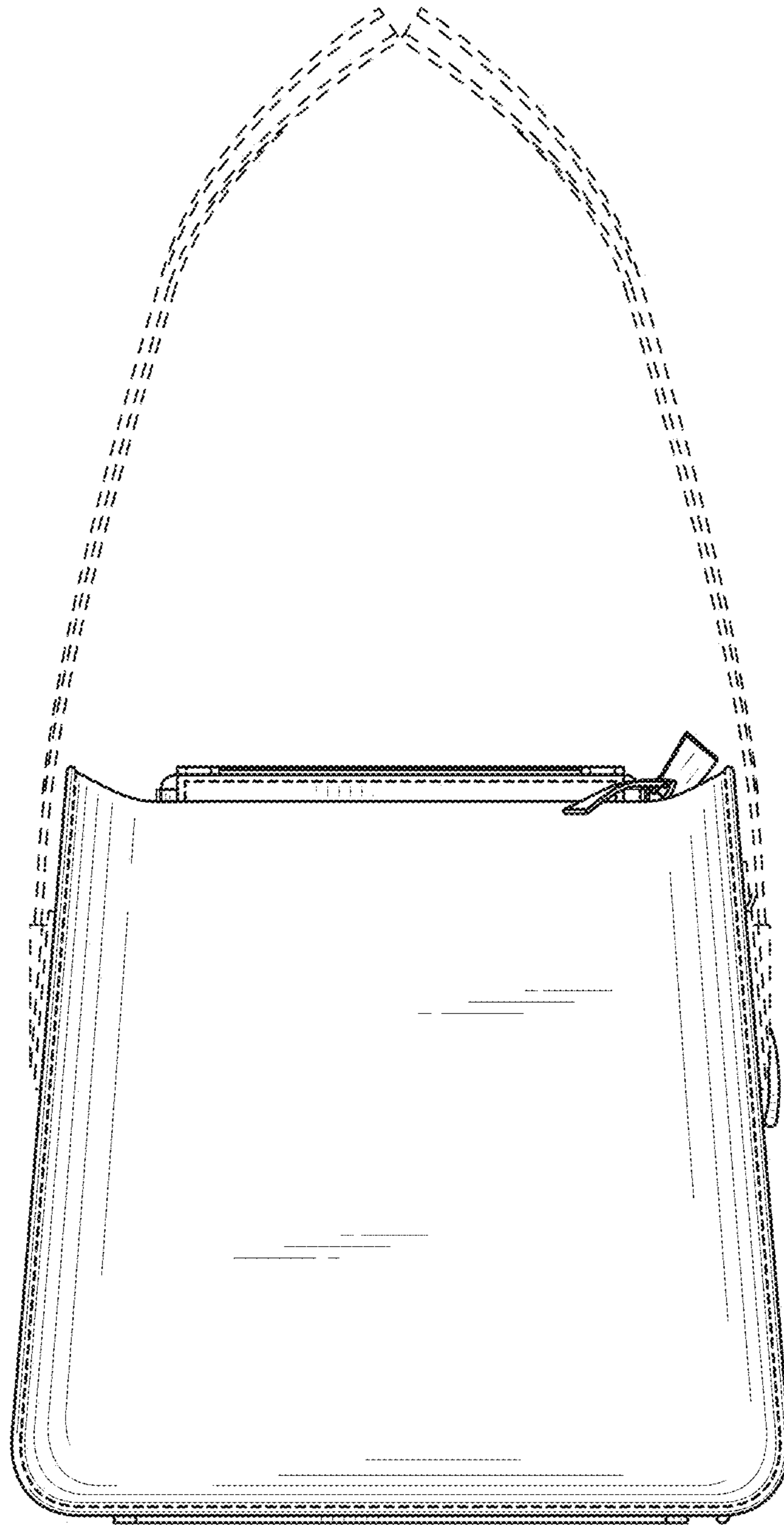


FIG. 4

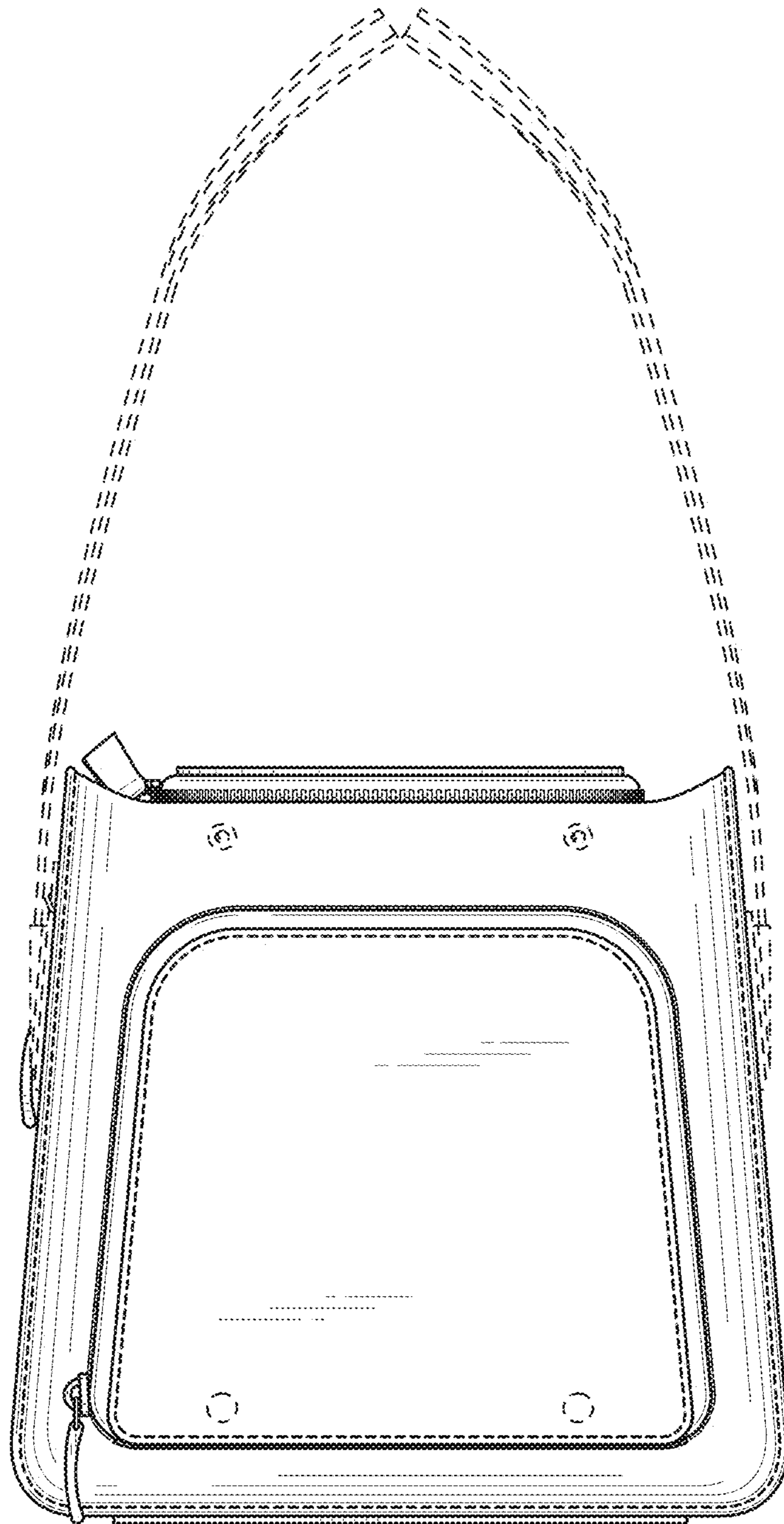


FIG. 5

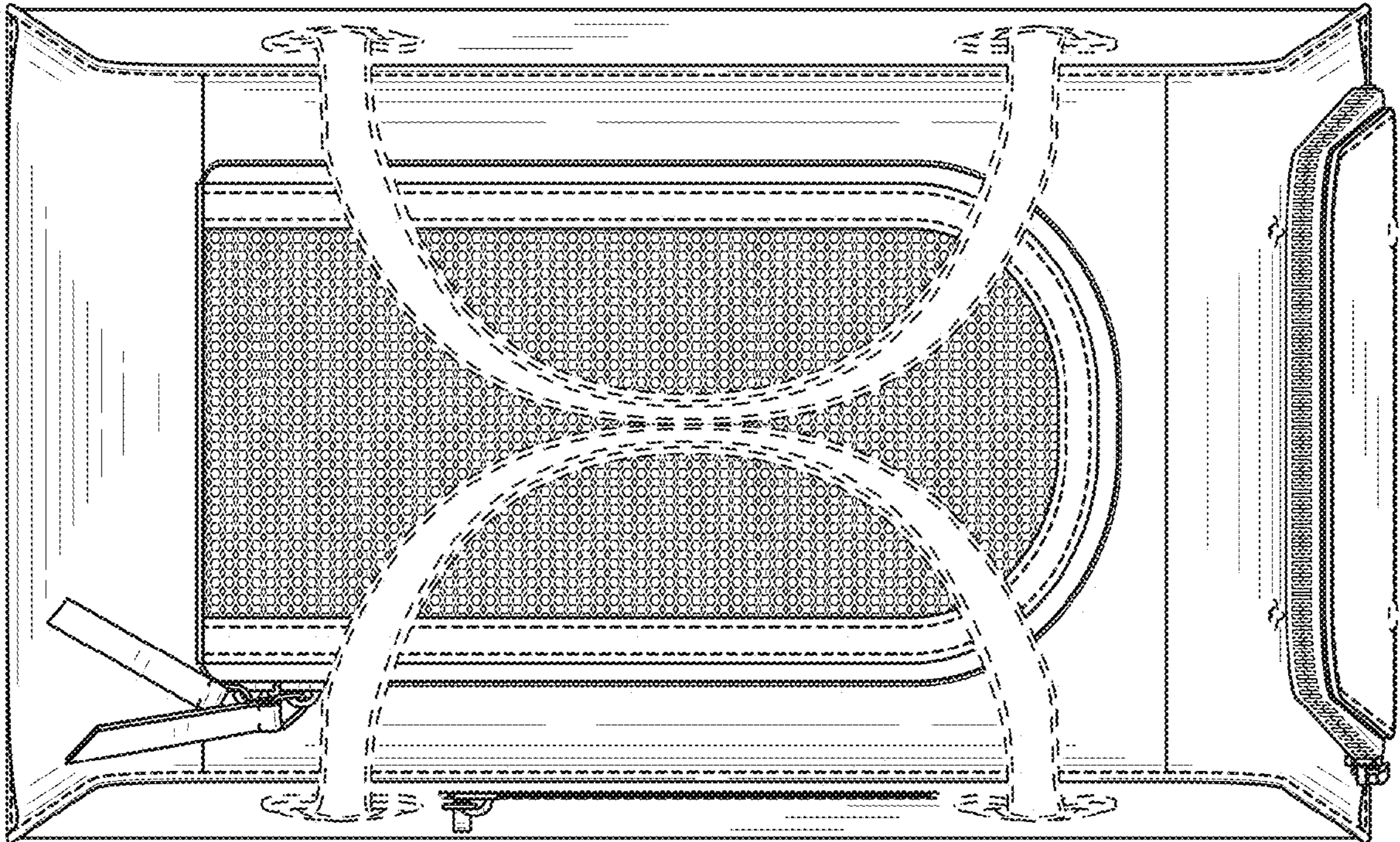


FIG. 6

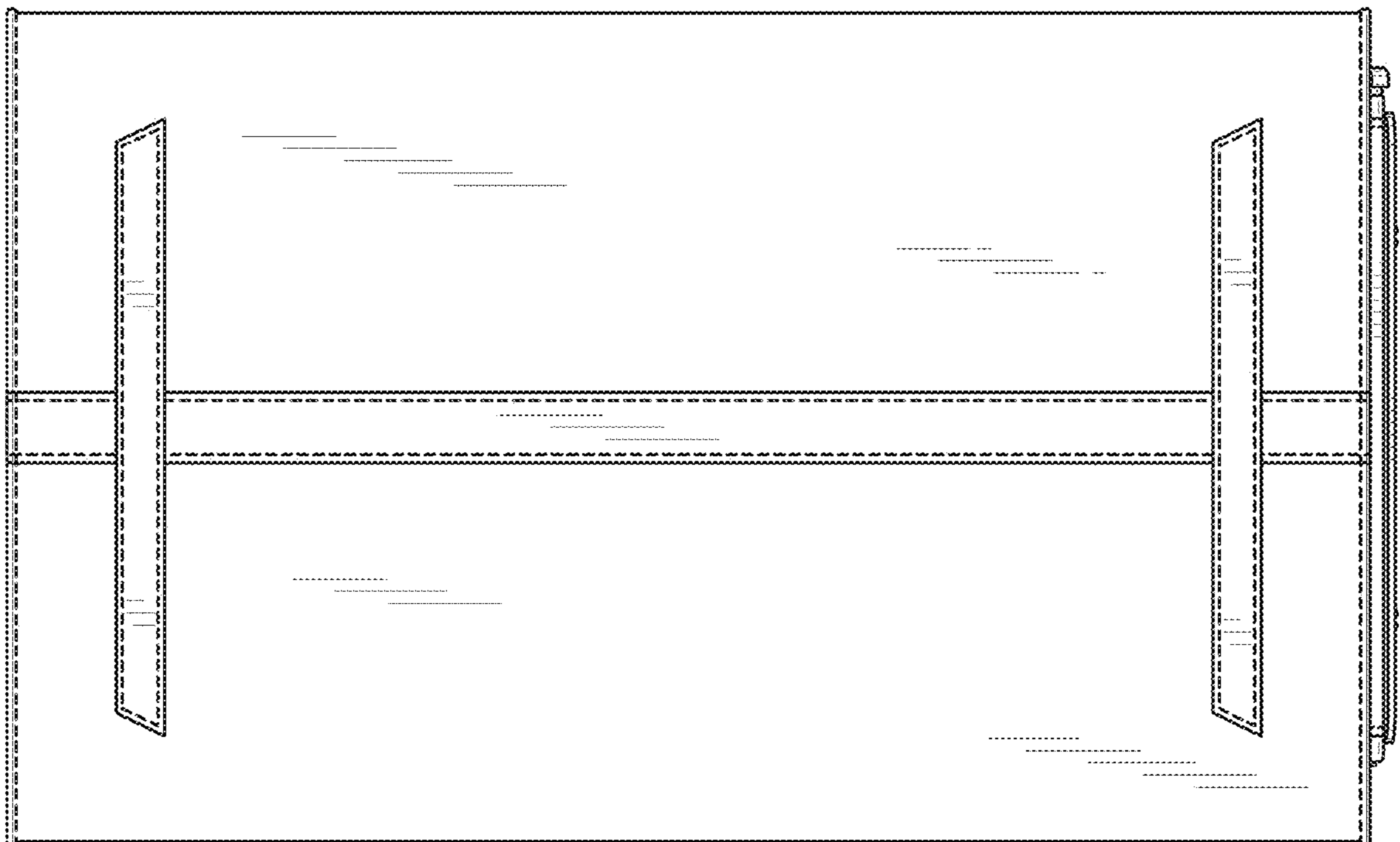


FIG. 7