



US00D935103S

(12) **United States Design Patent**
Patel

(10) **Patent No.:** **US D935,103 S**

(45) **Date of Patent:** **** Nov. 2, 2021**

(54) **FLOSSER**

(71) Applicant: **Ashtel Studios, Inc.**, Ontario, CA (US)

(72) Inventor: **Anish Patel**, Ontario, CA (US)

(73) Assignee: **Ashtel Studios, Inc.**, Ontario, CA (US)

(**) Term: **15 Years**

(21) Appl. No.: **29/706,978**

(22) Filed: **Sep. 25, 2019**

(51) **LOC (13) Cl.** **28-03**

(52) **U.S. Cl.**
USPC **D28/66**

(58) **Field of Classification Search**
USPC D28/65-68; D24/152
CPC A61C 15/00; A61C 15/04; A61C 15/046;
A61C 15/047; A61C 15/048
See application file for complete search history.

(56) **References Cited**

U.S. PATENT DOCUMENTS

D481,829 S * 11/2003 Gwen D28/68
D532,160 S * 11/2006 Jansheski D28/68

D532,934 S * 11/2006 Crossman D28/65
D545,499 S * 6/2007 Xu D28/65
D578,254 S * 10/2008 Grendol D28/66
D629,970 S * 12/2010 Volpenhein D28/68
D649,713 S * 11/2011 Kollar A61C 15/046
D28/66
D655,456 S * 3/2012 Nanda D28/66

* cited by examiner

Primary Examiner — Zenia I Bennett

(74) *Attorney, Agent, or Firm* — LeonardPatel PC;
Sheetal S. Patel; Michael A. Leonard, II

(57) **CLAIM**

I claim the ornamental design for a flosser, as shown and described.

DESCRIPTION

FIG. 1 is a perspective view of a flosser in accordance with the present design.

FIG. 2 is a front view of flosser shown in FIG. 1.

FIG. 3 is a back view of the flosser shown in FIG. 1; and,

FIG. 4 is a top perspective view of the flosser shown in FIG. 1.

1 Claim, 4 Drawing Sheets

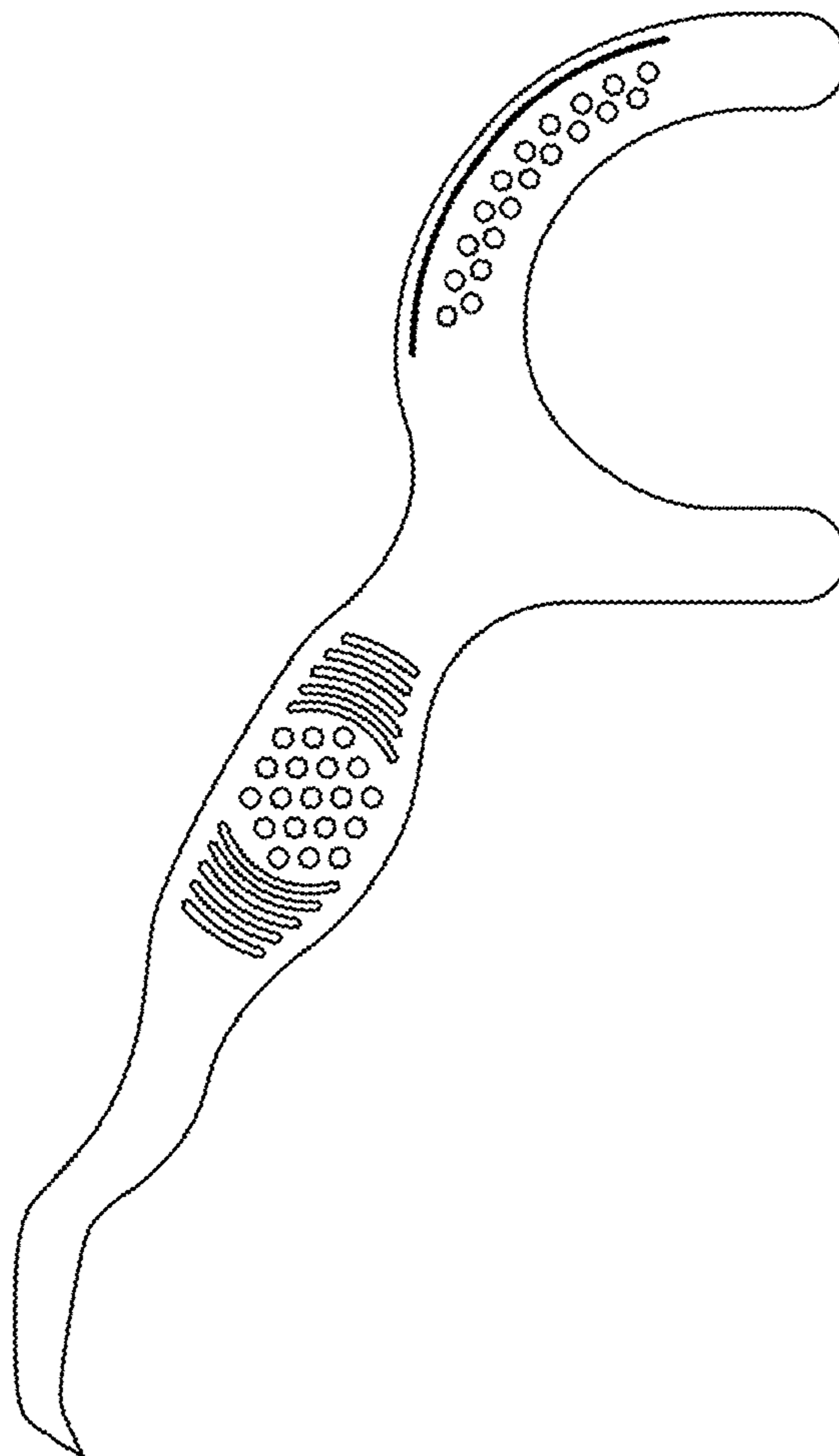


Fig. 1

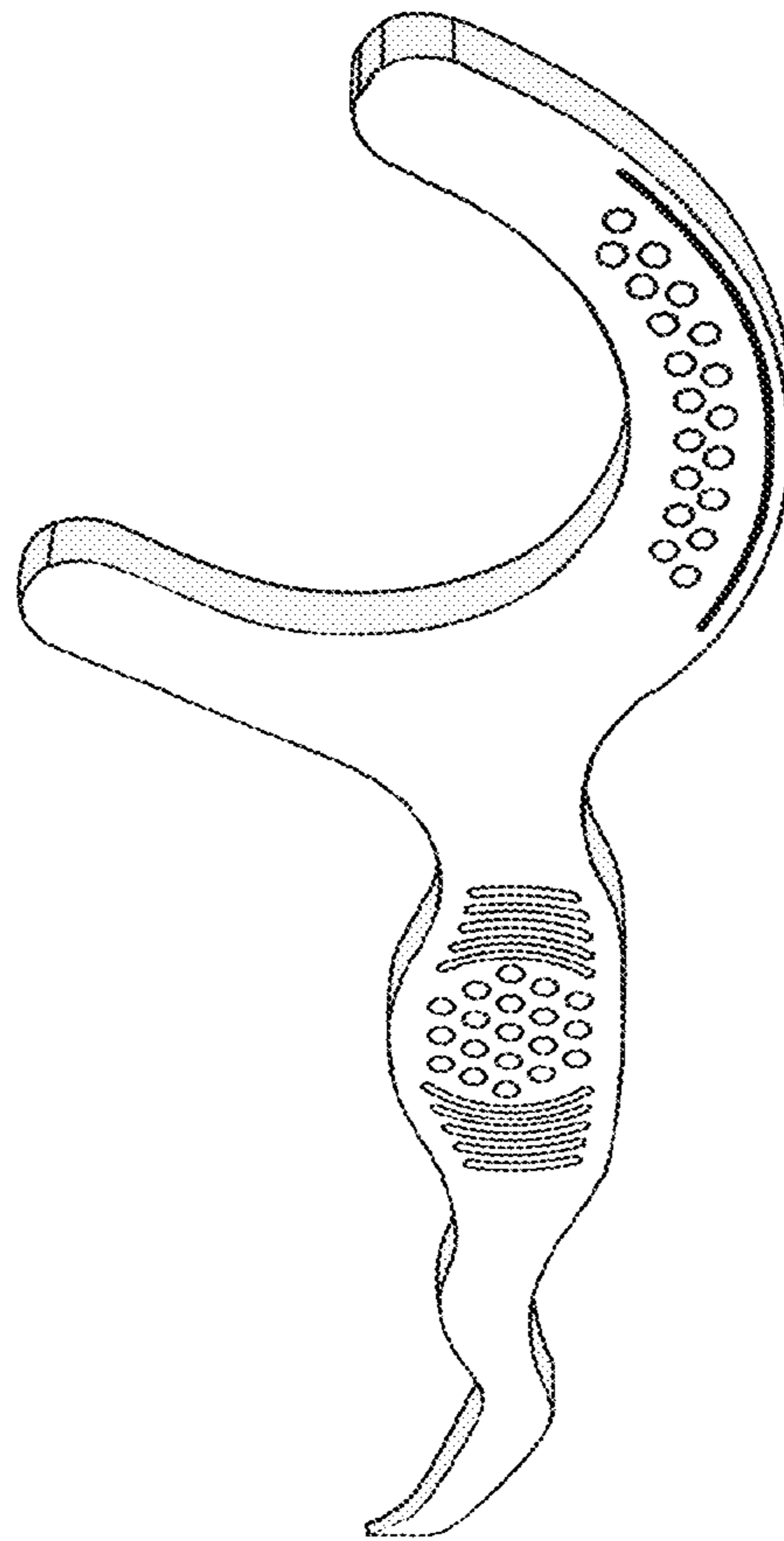


Fig. 2

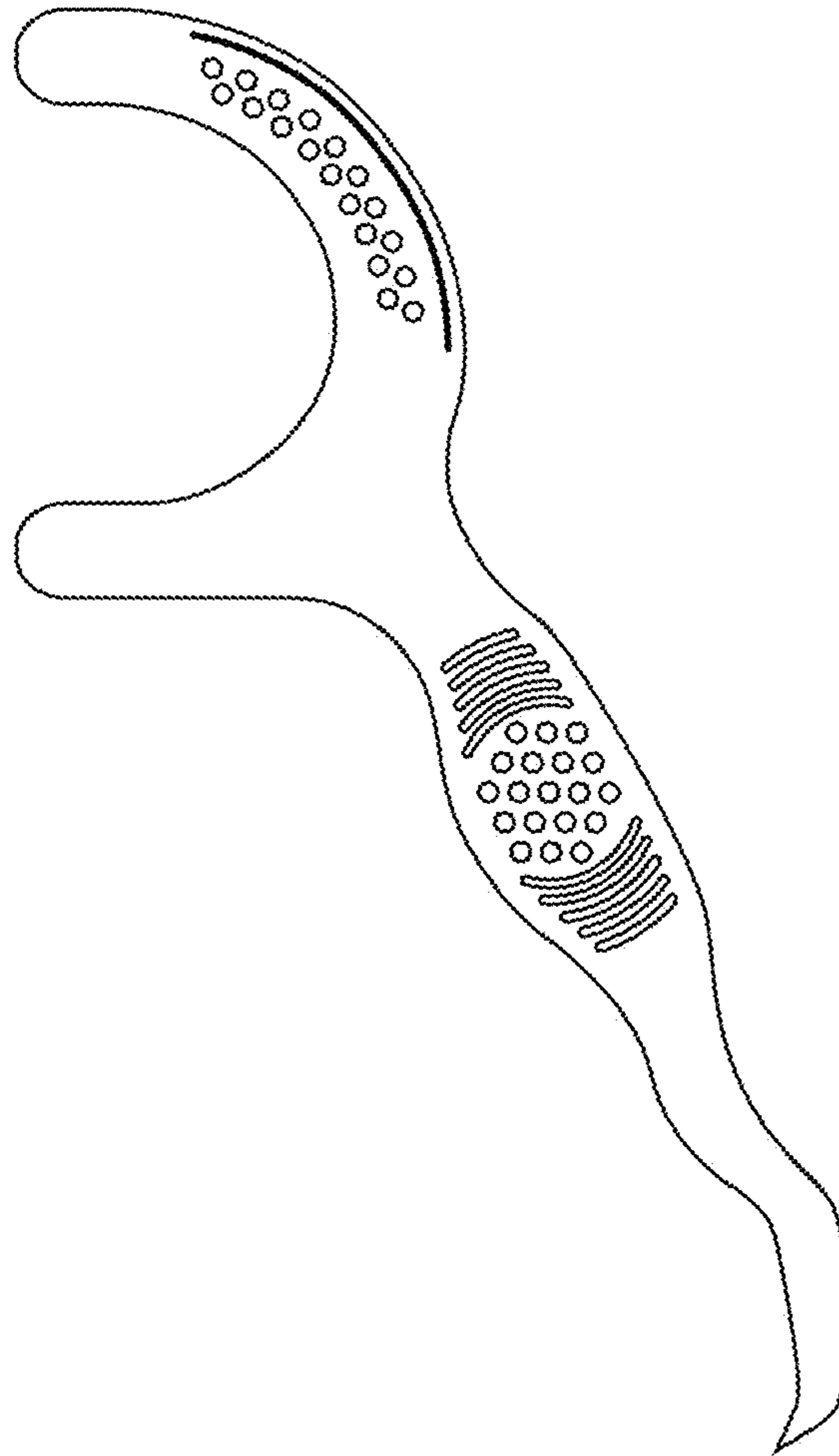


Fig. 3

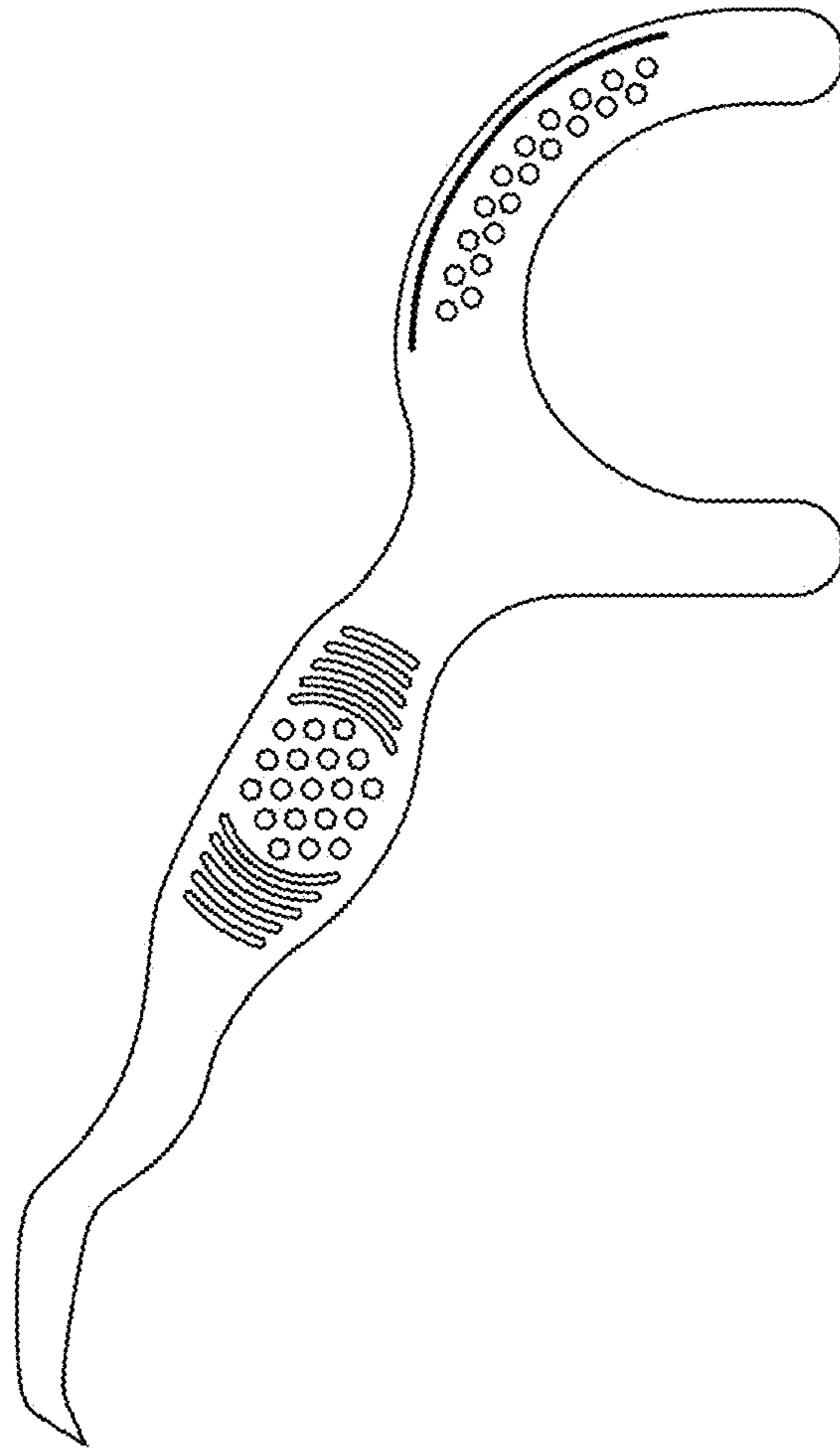


Fig. 4

