



US00D935097S

(12) **United States Design Patent** (10) **Patent No.:** **US D935,097 S**
Riehle et al. (45) **Date of Patent:** **** Nov. 2, 2021**

- (54) **RAZOR HANDLE**
- (71) Applicant: **The Gillette Company LLC**, Boston, MA (US)
- (72) Inventors: **Jonathon Albert Riehle**, Brighton, MA (US); **Regan Marie Fiascone**, Boston, MA (US)
- (73) Assignee: **The Gillette Company LLC**, Boston, MA (US)

D476,113 S *	6/2003	Wonderley	D28/48
D500,171 S *	12/2004	Lee	D28/46
7,152,512 B1 *	12/2006	Prochaska	B26B 21/225 83/13
D619,765 S *	7/2010	Rhoad	D28/48
D670,029 S *	10/2012	Hasegawa	D28/48
D703,377 S *	4/2014	Christie	D28/48
D729,452 S *	5/2015	Griffin	D28/48
D731,709 S *	6/2015	Provost	D28/48
D739,605 S *	9/2015	Christie	D28/48
D822,278 S *	7/2018	Ahn	D28/48
D843,659 S *	3/2019	Go	D28/48
D877,982 S *	3/2020	Bittencourt	D28/46

(**) Term: **15 Years**

(21) Appl. No.: **29/732,633**

(22) Filed: **Apr. 27, 2020**

(51) **LOC (13) Cl.** **28-03**

(52) **U.S. Cl.**
USPC **D28/48**

(58) **Field of Classification Search**
USPC D28/46-48
CPC ... B26B 21/00; B26B 21/08; B26B 21/14-18;
B26B 21/185-227; B26B 21/40; B26B
21/4062-4075; B26B 21/44-48; B26B
21/30-32; B26B 21/50-528
See application file for complete search history.

(56) **References Cited**

U.S. PATENT DOCUMENTS

D261,564 S *	10/1981	Poisson	D28/48
D269,724 S *	7/1983	Chase	D28/46
D335,722 S *	5/1993	Gray	D28/48
D345,232 S *	3/1994	Gray	D28/46
D345,441 S *	3/1994	Gray	D28/48
D345,821 S *	4/1994	Wonderley	D28/48
D425,250 S *	5/2000	Gray	D28/48

* cited by examiner

Primary Examiner — Jennifer Rivard

(74) *Attorney, Agent, or Firm* — Joanne N. Pappas; Kevin C. Johnson

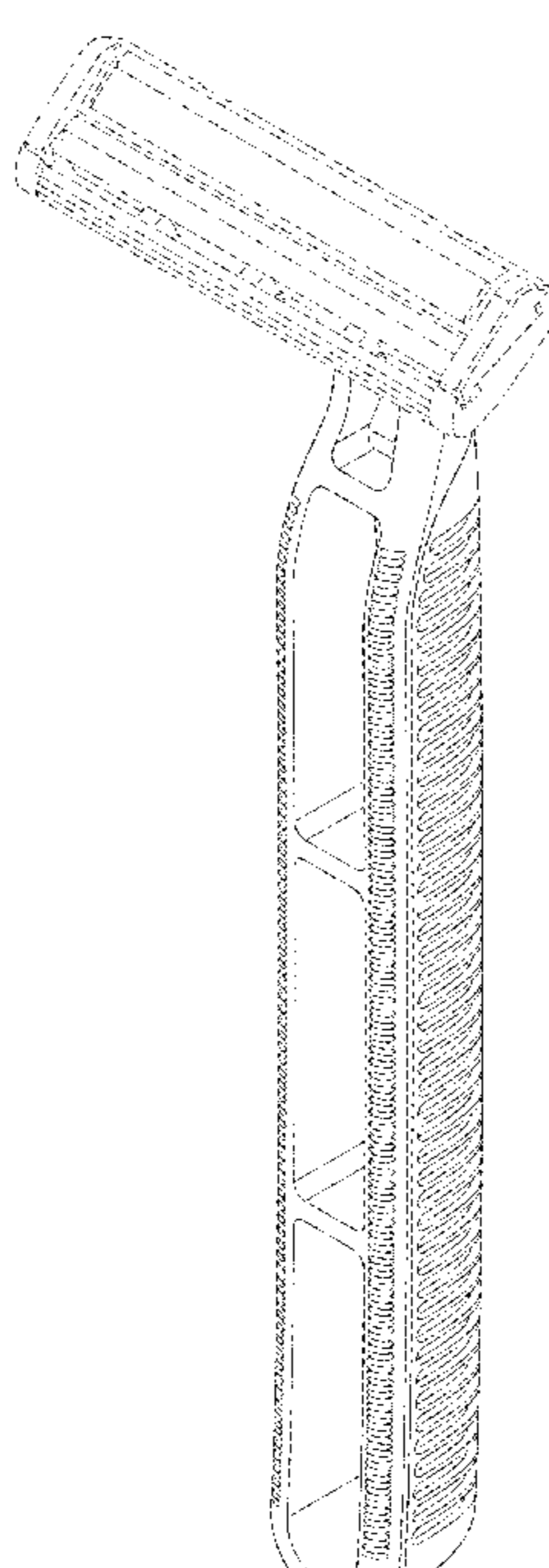
(57) **CLAIM**

The ornamental design for a razor handle, as shown and described.

DESCRIPTION

FIG. 1 is a perspective view of a design of a razor handle of the present invention;
FIG. 2 is a front view thereof;
FIG. 3 is a back view thereof;
FIG. 4 is a right side view thereof;
FIG. 5 is a left side view thereof;
FIG. 6 is a top view thereof;
FIG. 7 is a bottom view thereof; and,
FIG. 8 is a rear perspective view thereof.
The dash broken lines are directed to the environment and are for illustrative purposes only and form no part of the claimed design.

1 Claim, 6 Drawing Sheets



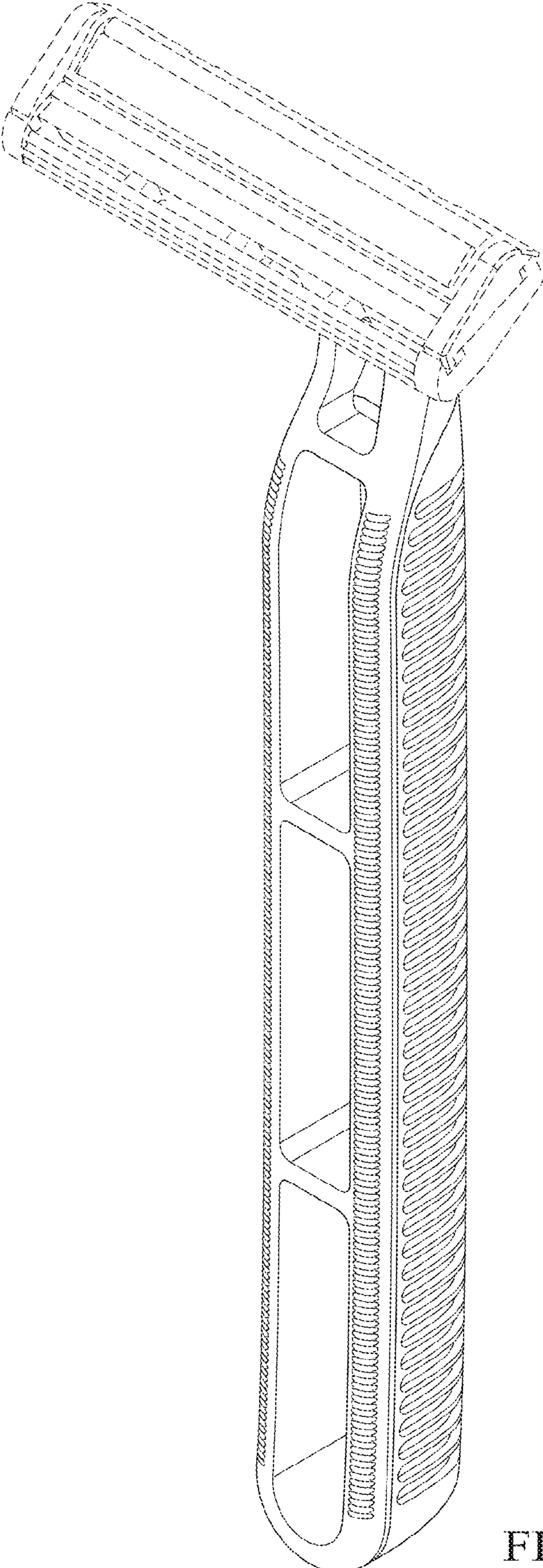


FIG. 1

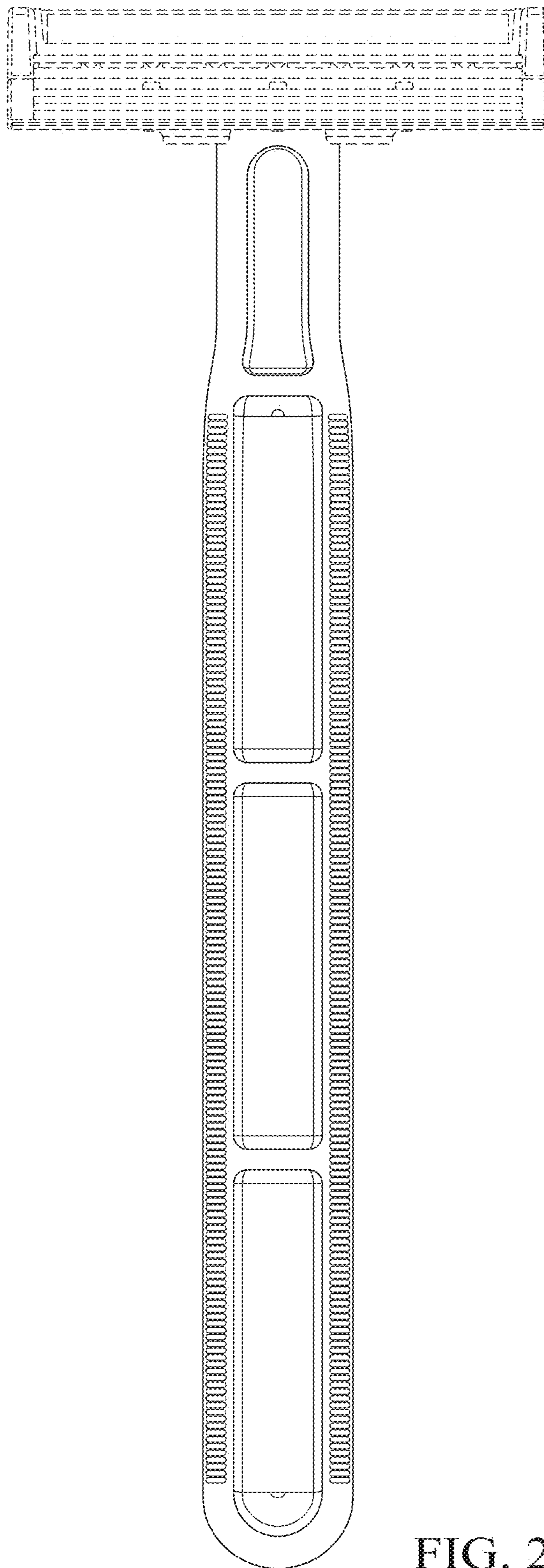


FIG. 2

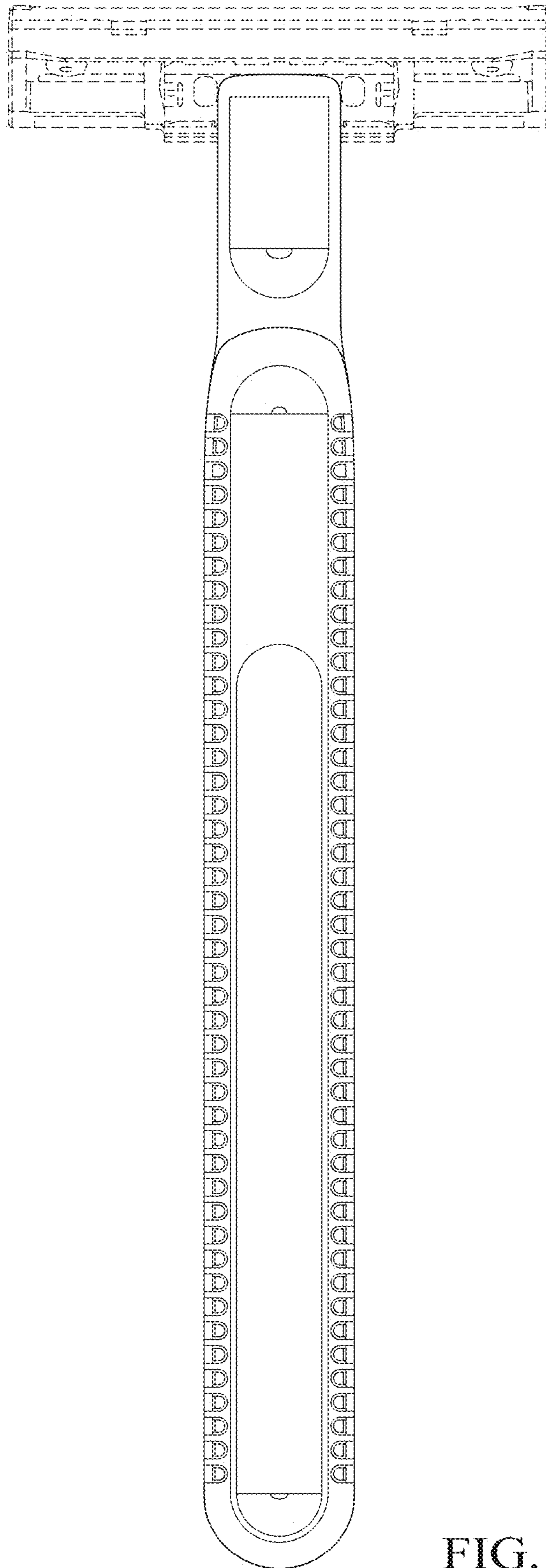


FIG. 3

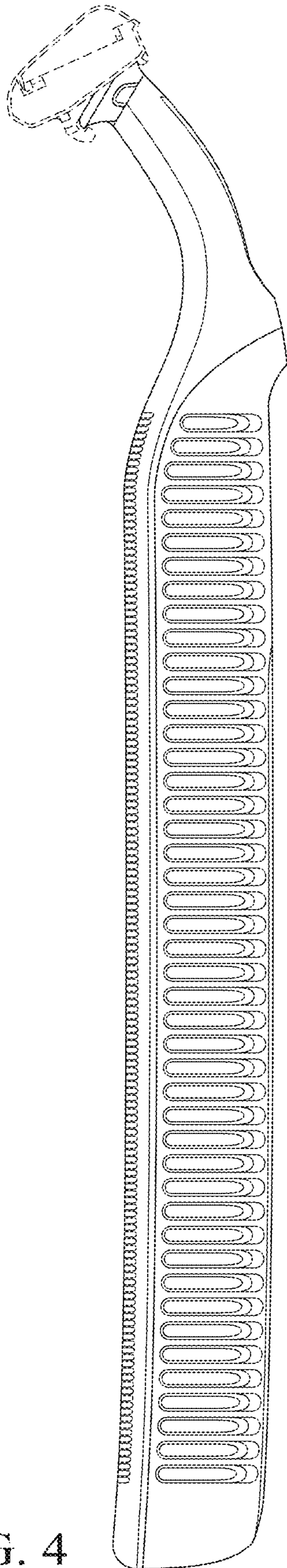


FIG. 4

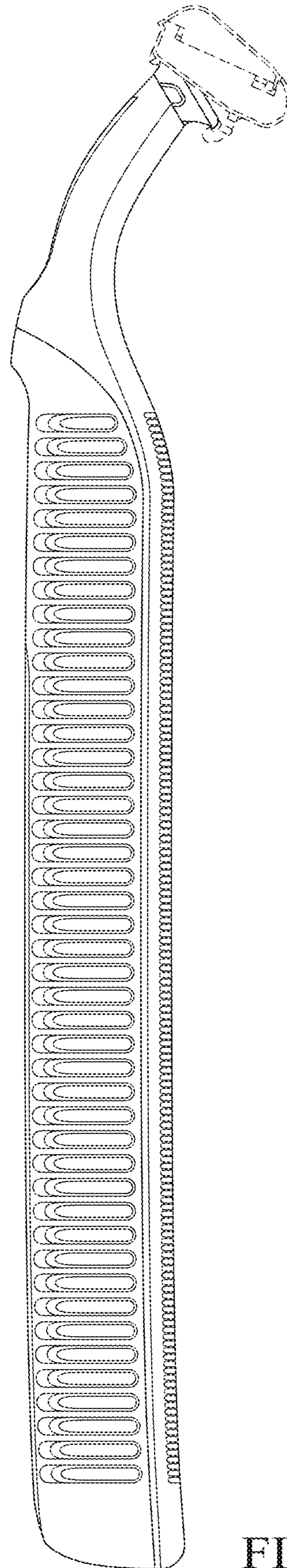


FIG. 5

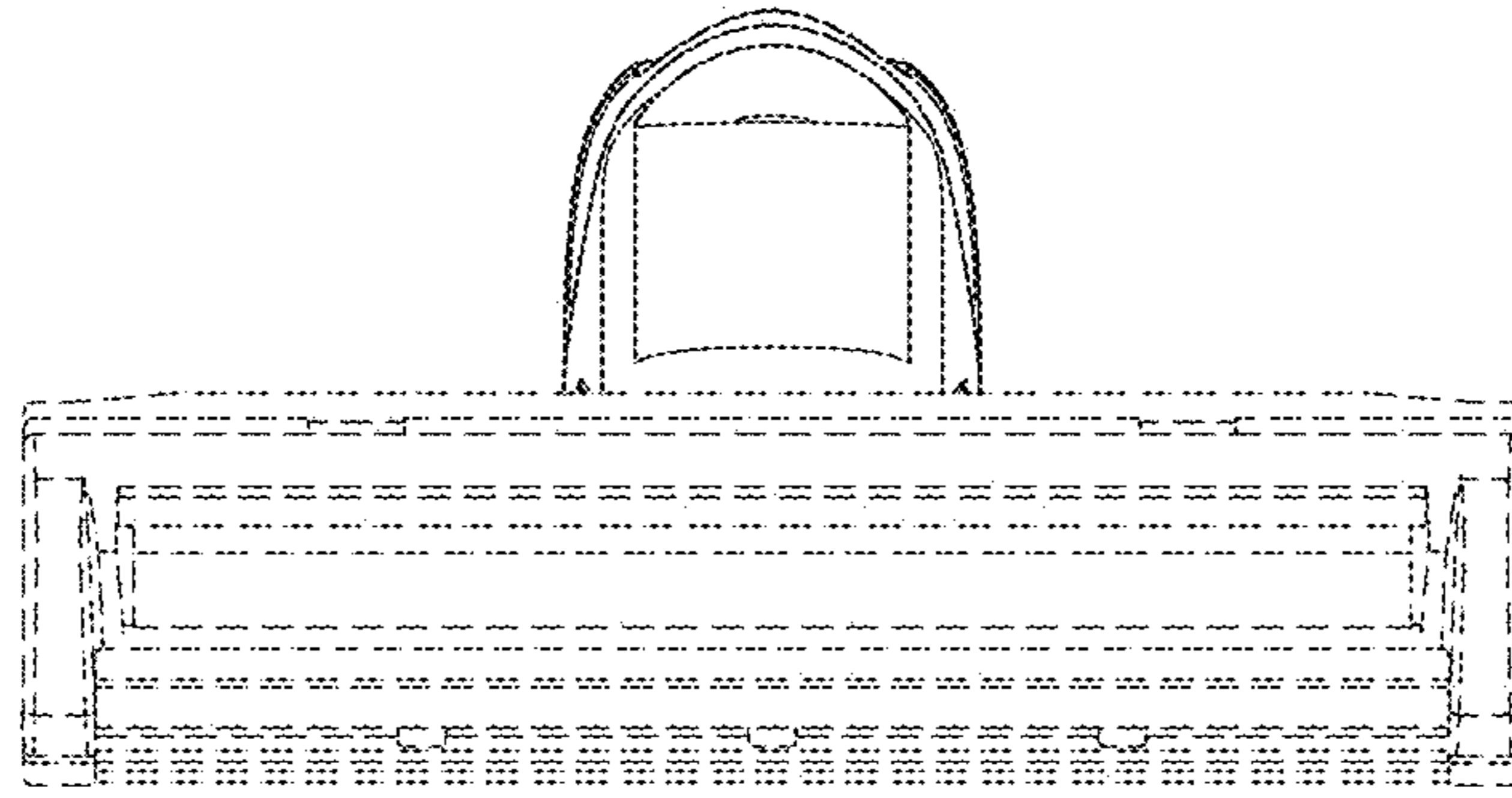


FIG. 6

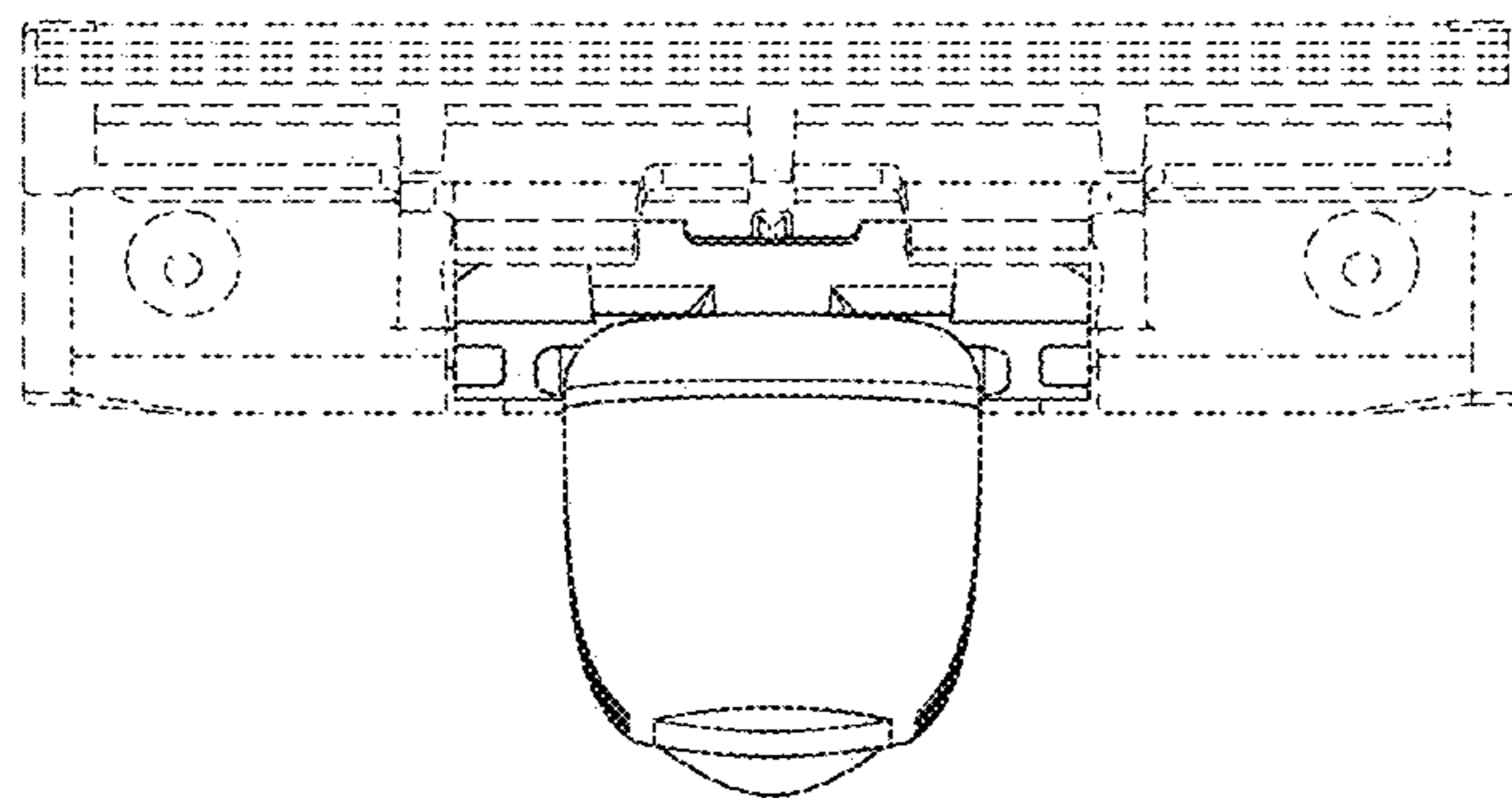


FIG. 7

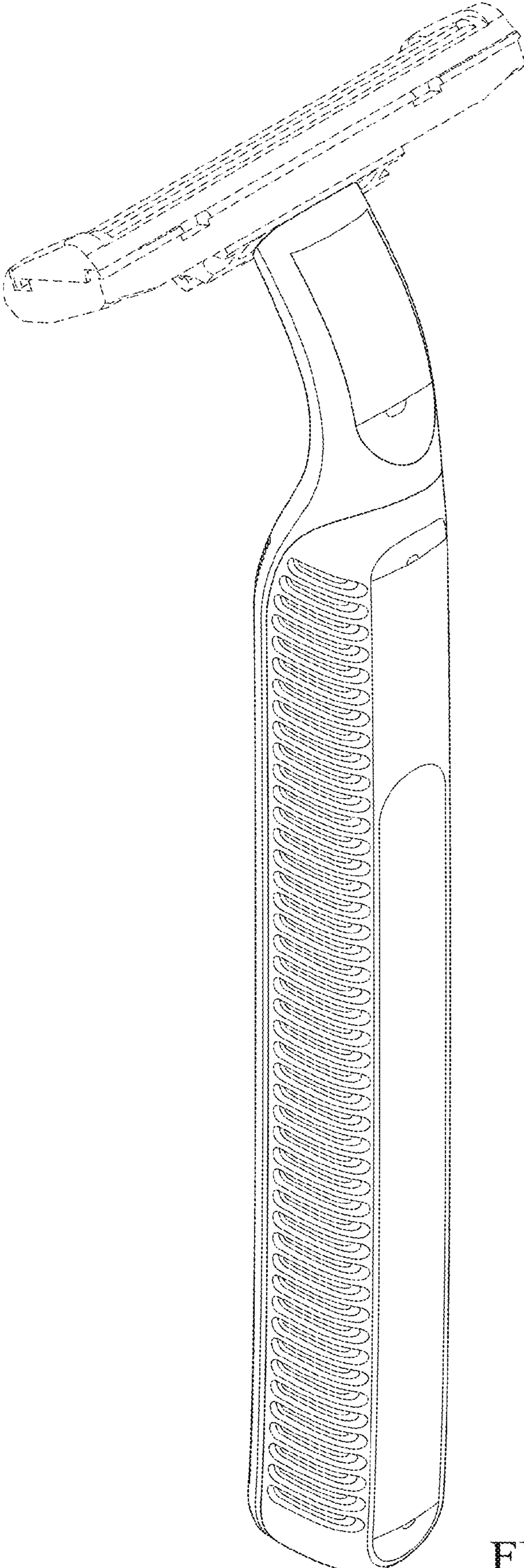


FIG. 8