



US00D935087S

(12) **United States Design Patent** (10) **Patent No.:** **US D935,087 S**
Chen et al. (45) **Date of Patent:** **** Nov. 2, 2021**

(54) **SMART BEDSIDE LAMP**
(71) Applicants: **Cai Chen**, Guangdong (CN); **Zhenjun Liu**, Guangdong (CN)
(72) Inventors: **Cai Chen**, Guangdong (CN); **Zhenjun Liu**, Guangdong (CN)
(73) Assignee: **Shenzhen Cuco Smart Technology Co., Ltd**, Guangdong (CN)
(**) Term: **15 Years**
(21) Appl. No.: **29/733,997**
(22) Filed: **May 8, 2020**
(51) **LOC (13) Cl.** **26-05**
(52) **U.S. Cl.**
USPC **D26/104**
(58) **Field of Classification Search**
USPC ... D26/7, 10, 24, 26, 40, 47, 63, 93, 94, 98, D26/104, 106, 110, 120, 123, 124, 128, D26/135, 137; D14/172, 188, 496, 509; D10/104.1, 106.5, 114.2, 114.5, 114.6, D10/114.8, 119.4; D21/308, 316, 319, D21/386, 708, 713, 782; D23/377, 385
CPC F21S 6/00; F21S 6/002; F21S 6/003; F21S 8/00; F21S 8/035; F21S 9/00; F21S 9/02; F21S 9/022; F21V 33/0004; F21V 33/0024; F21W 2131/00; F21W 2131/30; F21W 2131/205; F21W 2131/406
See application file for complete search history.

D581,568 S * 11/2008 Bertken D26/38
D605,337 S * 12/2009 Zhang D26/93
7,934,849 B2 * 5/2011 Ellis F21V 23/04
362/183
D729,434 S * 5/2015 Cugini D26/110
D747,022 S * 1/2016 Leung D26/40
D749,007 S * 2/2016 Shigematsu D10/114.6
D796,725 S * 9/2017 Recker D26/104
D822,264 S * 7/2018 Li D26/104
D823,826 S * 7/2018 Evans D14/159
D832,482 S * 10/2018 Price D26/63
D840,436 S * 2/2019 Demin D14/496
D844,872 S * 4/2019 Krantz D26/40
D861,941 S * 10/2019 Hammer D26/40
D866,054 S * 11/2019 Barber D26/93
D868,761 S * 12/2019 McWilliam D14/238.1
D881,886 S * 4/2020 Bidwell D14/420
D882,152 S * 4/2020 Probyn D26/106
D885,640 S * 5/2020 Civelekoglu D26/104
D900,377 S * 10/2020 Chen D26/106
D903,931 S * 12/2020 Guan D26/110
D914,954 S * 3/2021 Yang D26/106

* cited by examiner

Primary Examiner — Wan Laymon
Assistant Examiner — Clint A Samuel

(57) **CLAIM**

The ornamental design for smart bedside lamp, as shown and described.

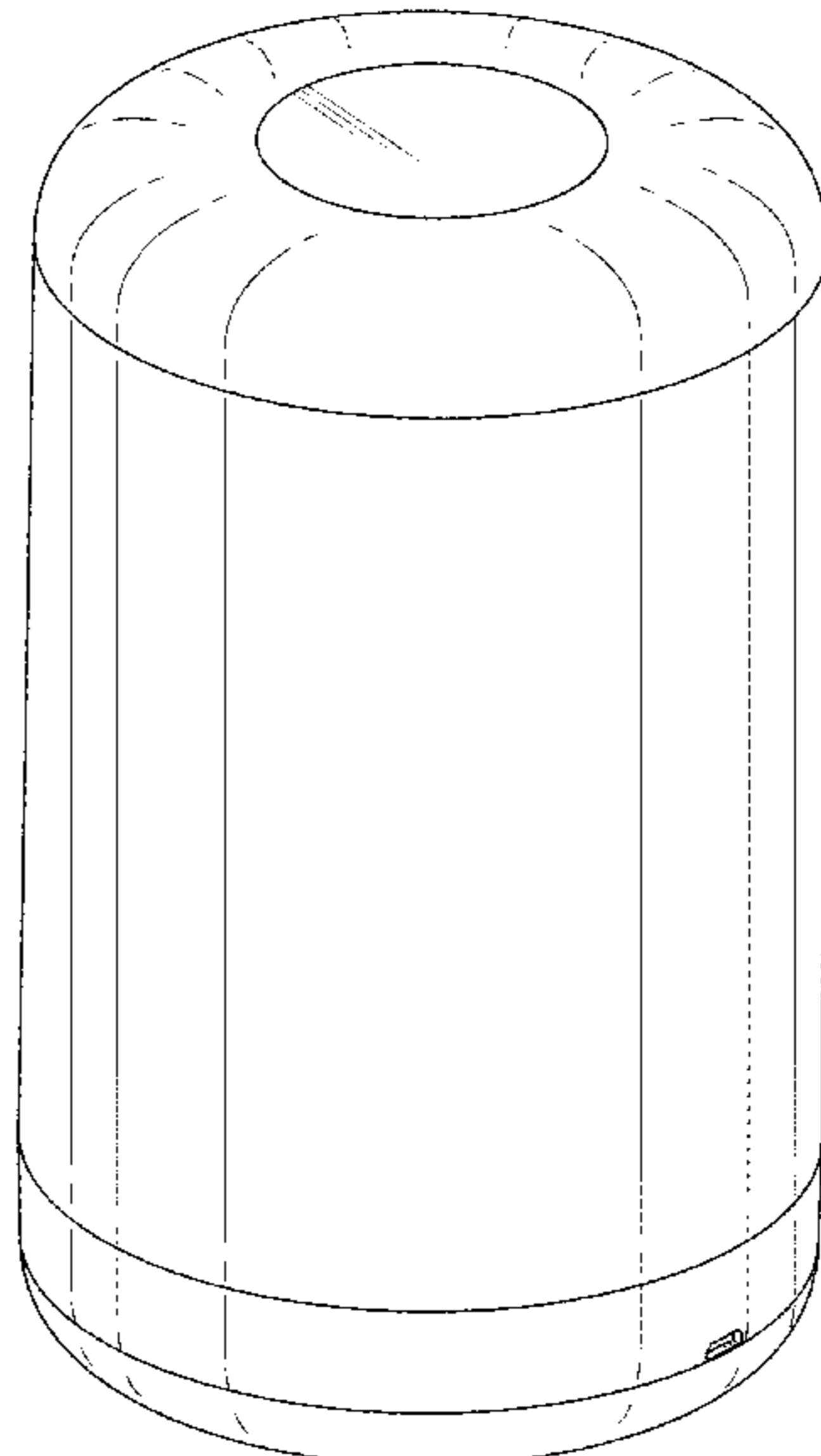
DESCRIPTION

FIG. 1 is a perspective view of a smart bedside lamp showing our new design;
FIG. 2 is a front elevational view thereof;
FIG. 3 is a rear elevational view thereof;
FIG. 4 is a left side elevational view thereof;
FIG. 5 is a right side elevational view thereof;
FIG. 6 is a top plan view thereof;
FIG. 7 is a bottom plan view thereof; and,
FIG. 8 is a bottom side perspective view thereof.

1 Claim, 8 Drawing Sheets

(56) **References Cited**
U.S. PATENT DOCUMENTS

D242,942 S * 1/1977 Brudy D10/111
D328,946 S * 8/1992 Havrilla D23/365
D392,407 S * 3/1998 Johnson D26/104
D492,806 S * 7/2004 Hsu D26/40
D495,819 S * 9/2004 Krieger D26/104
D563,594 S * 3/2008 Held D26/110



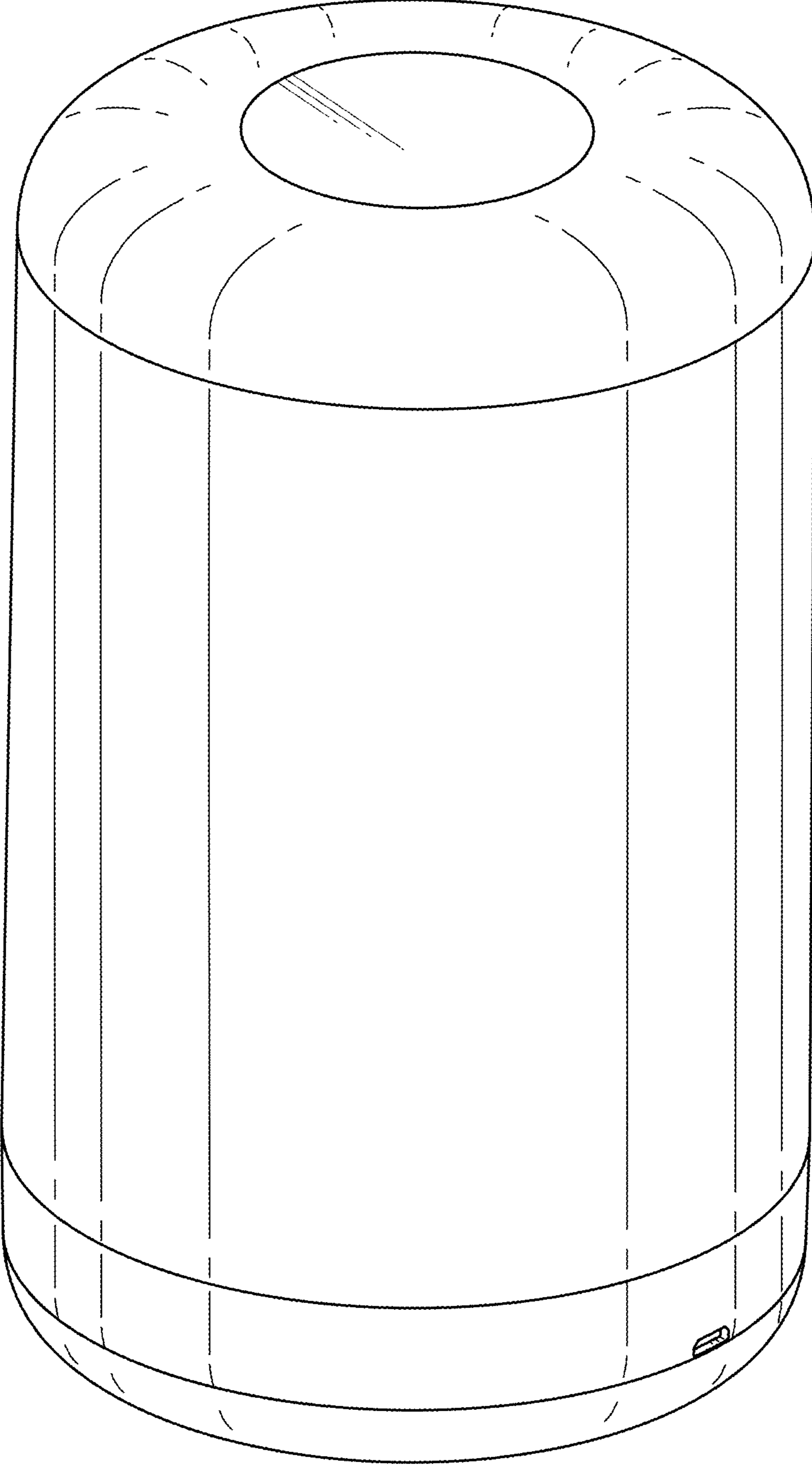


FIG.1




FIG.2




FIG.3




FIG.4




FIG.5

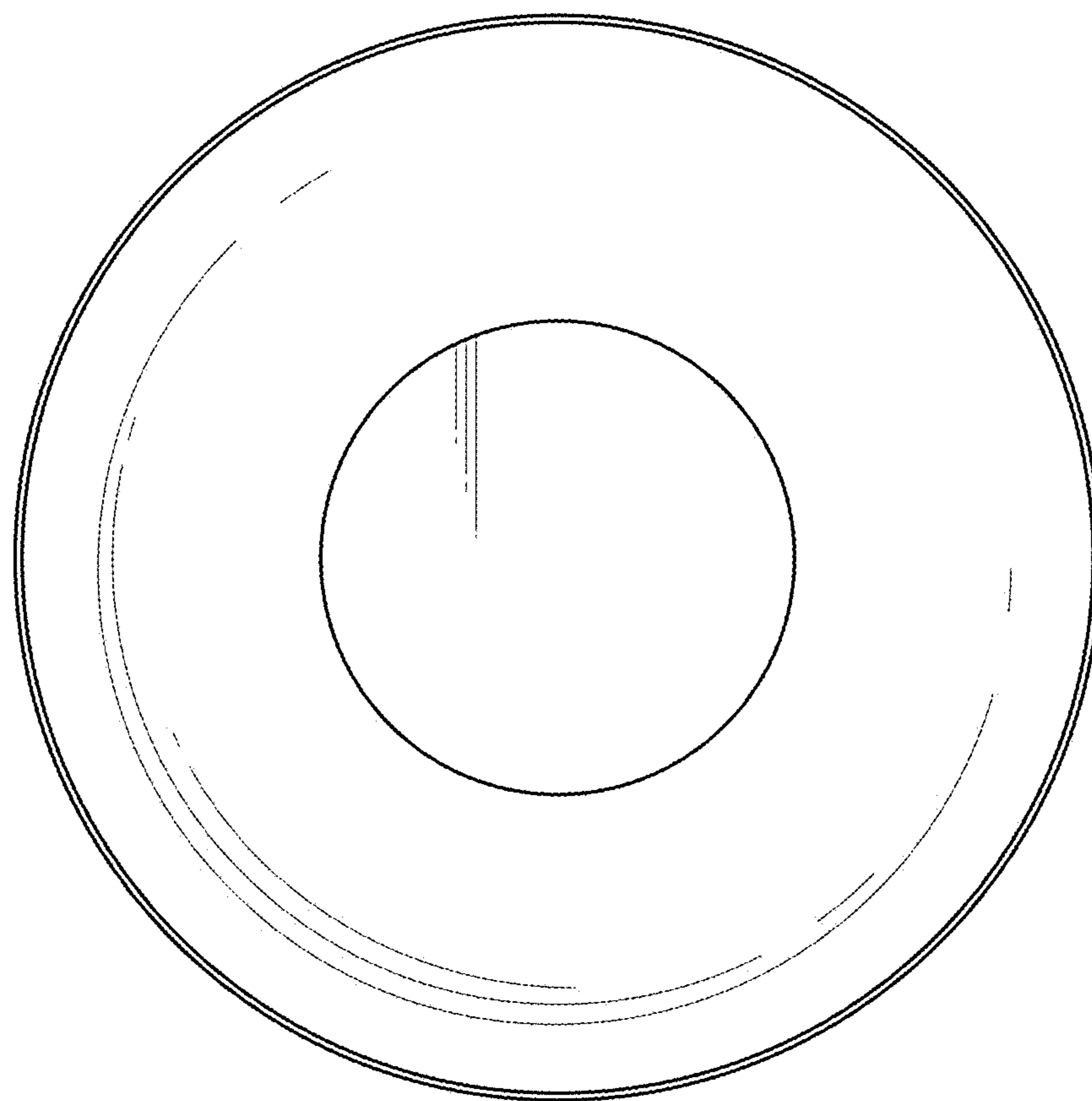


FIG.6

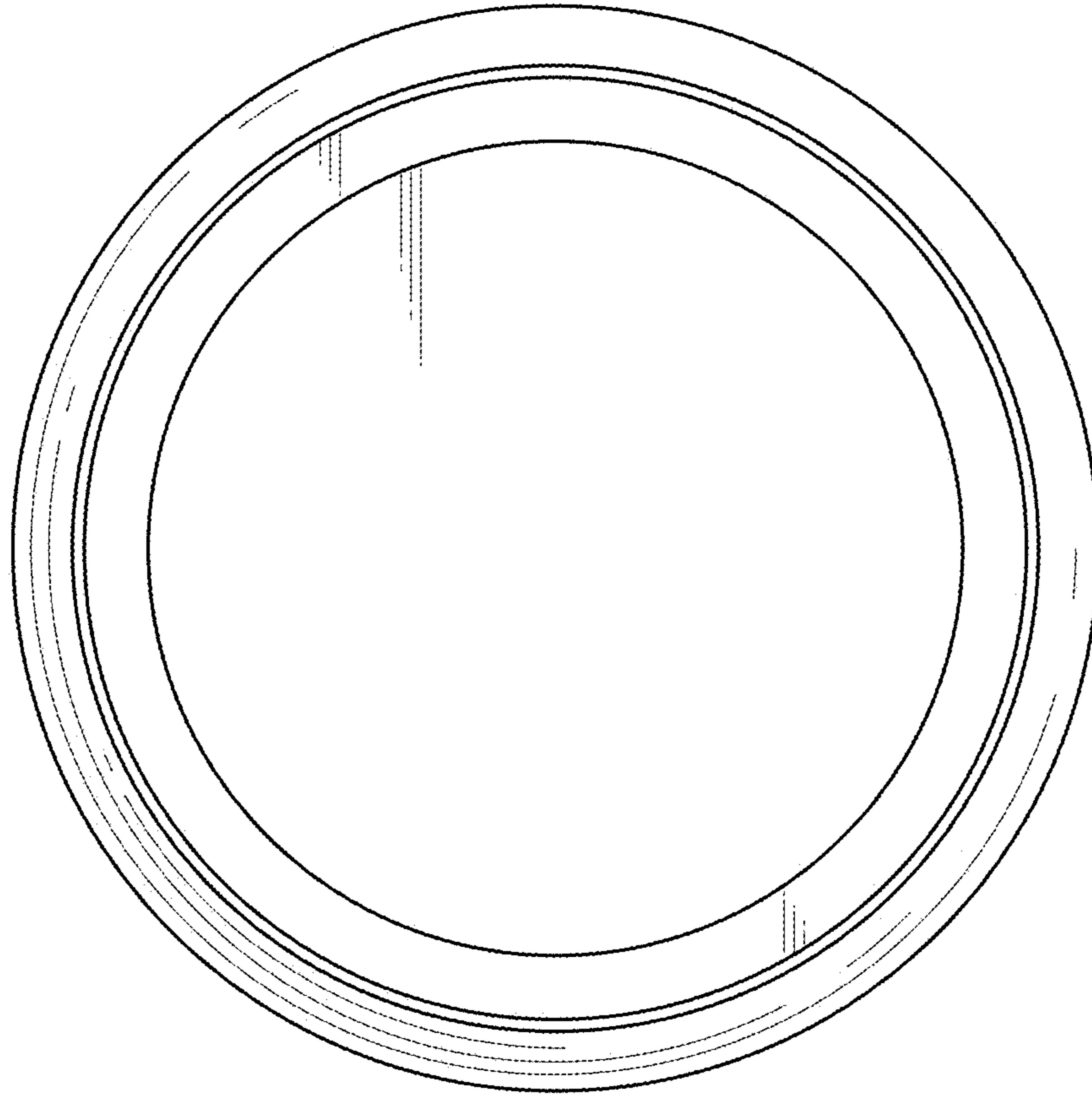


FIG.7

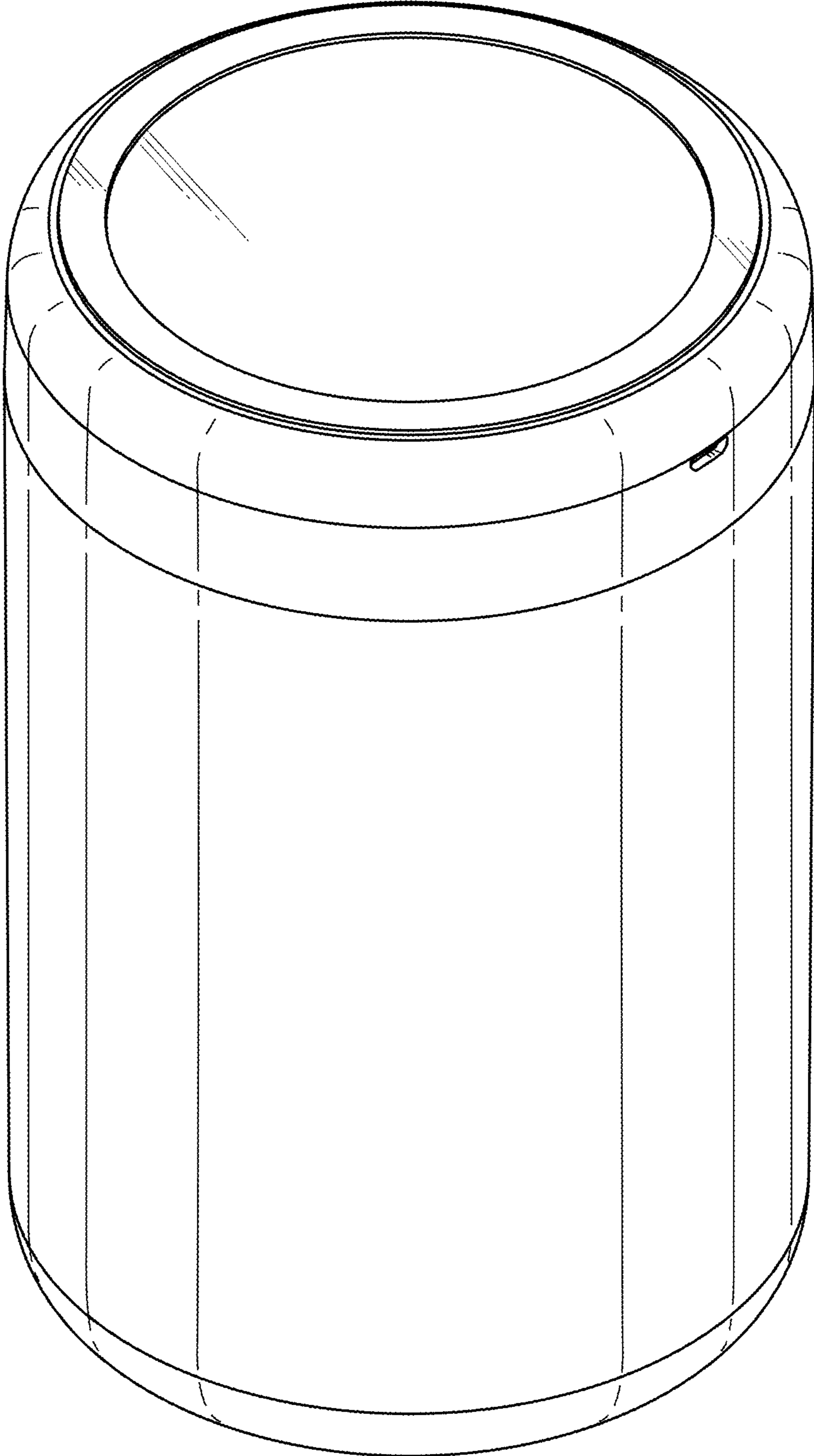


FIG.8