



US00D935040S

(12) **United States Design Patent**
Lay et al.

(10) **Patent No.:** **US D935,040 S**
(45) **Date of Patent:** **** Nov. 2, 2021**

(54) **PHOTOTHERAPY CAP**
(71) Applicant: **PhotonMD, Inc.**, Morrisville, NC (US)
(72) Inventors: **James Michael Lay**, Apex, NC (US);
Nicholas William Medendorp, Jr.,
Raleigh, NC (US); **Owen Lewis Joyce**,
Cary, NC (US)
(73) Assignee: **PhotonMD, Inc.**, Morrisville, NC (US)
(**) Term: **15 Years**

D635,686 S 4/2011 Tucker et al.
D640,793 S * 6/2011 Britt D24/209
8,146,607 B2 4/2012 Rabin et al.
8,192,473 B2 6/2012 Tucker et al.
(Continued)

FOREIGN PATENT DOCUMENTS

AU 2016100390 A4 7/2016
EP 3069762 A1 9/2016
WO 2008144157 A1 11/2008

OTHER PUBLICATIONS

Author Unknown, "Theradome Laser Helmet Review—A 120 Day Continuous Journal," Prevent Hair Loss Products, Jan. 14, 2014, retrieved Jun. 27, 2017, <https://web.archive.org/web/20140610024017/http://preventhairlossproducts.com:80/theradome-laser-helmet-review-120-day-continuous-journal/>, pp. 1-4.

(Continued)

Primary Examiner — Anhdao Doan

(74) *Attorney, Agent, or Firm* — David S. Bradin; Nexsen Pruet, PLLC

(21) Appl. No.: **29/629,731**
(22) Filed: **Dec. 15, 2017**
(51) **LOC (13) Cl.** **28-03**
(52) **U.S. Cl.**
USPC **D24/209**
(58) **Field of Classification Search**
USPC D24/107, 186, 158, 231, 200, 209, 210;
D26/37-39; D29/102, 103
CPC .. A61N 5/0616; A61N 5/0617; A61N 5/0618;
A61N 5/062; A61N 5/0627; A61N
5/0624; A61N 2005/0643; A61N
2005/0644; A61N 2005/0645; A61N
2005/0647; A61N 2005/0651; A61N
2005/0652; A61N 2005/0654; A61N
2005/0662; A61B 2018/00452; A61B
2018/1807

See application file for complete search history.

(56) **References Cited**

U.S. PATENT DOCUMENTS

D267,287 S 12/1982 Gooding
5,228,431 A 7/1993 Giarretto
D348,520 S 7/1994 Wolf
D369,668 S 5/1996 Stojanovic
D382,671 S 8/1997 Shewchenko
D536,814 S 2/2007 Choi
D556,951 S 12/2007 Gath
D631,971 S 2/2011 Turtzo et al.

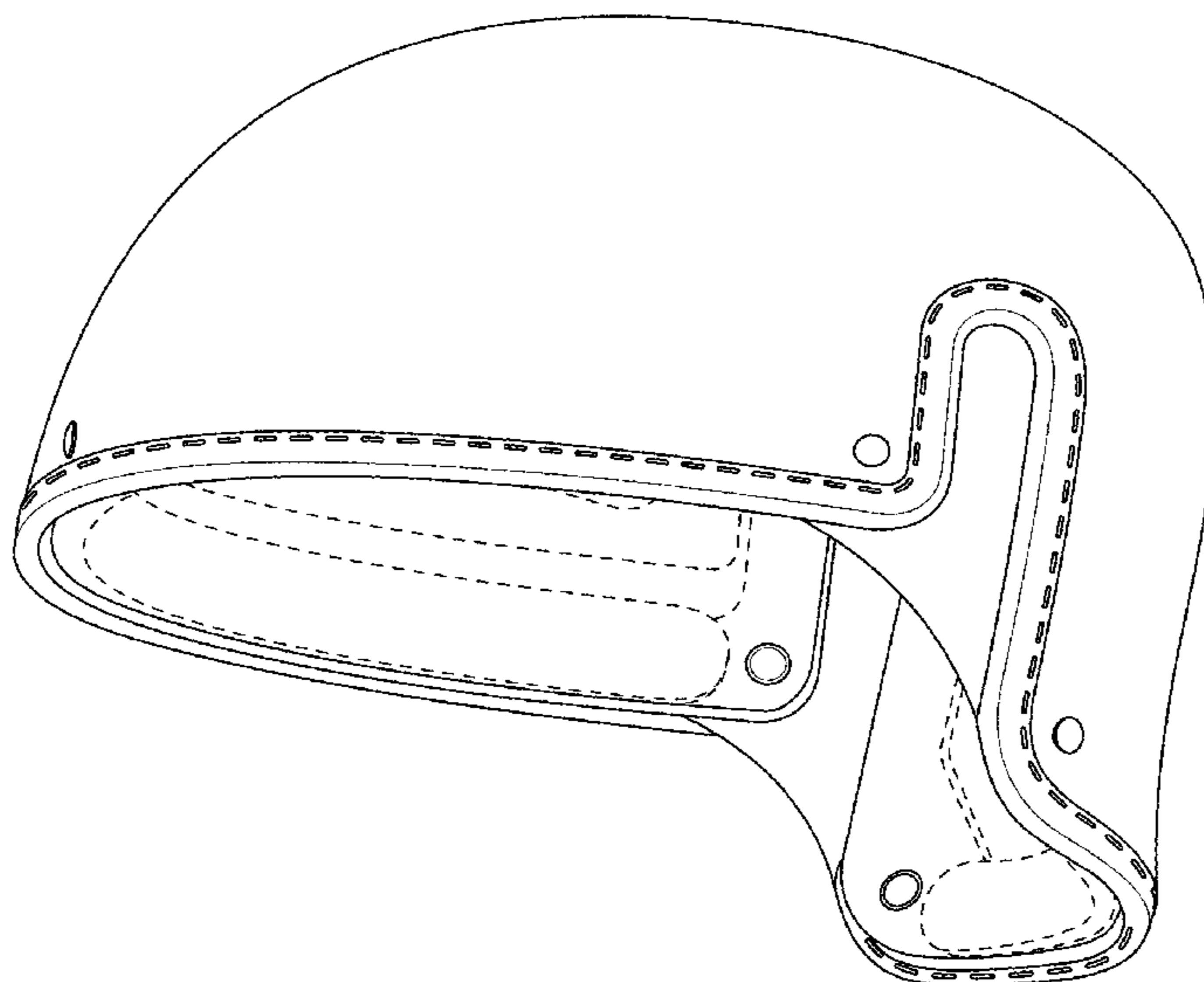
(57) **CLAIM**

The ornamental design for a phototherapy cap, as shown and described.

DESCRIPTION

FIG. 1 is a right side elevational view of a phototherapy cap showing our new design;
FIG. 2 is a left side elevational view thereof;
FIG. 3 is a rear elevational view thereof;
FIG. 4 is a front elevational view thereof;
FIG. 5 is a top plan view thereof;
FIG. 6 is a bottom plan view thereof; and,
FIG. 7 is a perspective view thereof.
The broken lines in FIGS. 4, 6 and 7 illustrate portions of the phototherapy cap that form no part of the claimed design.

1 Claim, 7 Drawing Sheets



(56)

References Cited

U.S. PATENT DOCUMENTS

D669,638	S	10/2012	Martinez	
D670,869	S	11/2012	Harris	
D682,437	S	5/2013	Olson et al.	
D695,966	S	12/2013	Futterer	
D704,338	S	5/2014	Van Den Bergh	
D724,232	S	3/2015	Bengochea et al.	
D734,554	S *	7/2015	Crane	D29/102
D754,897	S	4/2016	Michaels et al.	
D762,870	S	8/2016	Singh	
D763,461	S	8/2016	Ma	
D777,339	S	1/2017	Chen	
D778,456	S	2/2017	Knaus et al.	
D790,723	S	6/2017	Kennedy et al.	
D804,047	S	11/2017	Michaels et al.	
D812,308	S *	3/2018	Hall	D29/102
D849,959	S *	5/2019	Lay	A61N 5/0616 D24/209
2003/0167080	A1	9/2003	Hart et al.	
2007/0233208	A1	10/2007	Kurtz et al.	
2010/0242155	A1	9/2010	Carullo, Jr.	
2011/0015707	A1	1/2011	Tucker et al.	

2011/0144727	A1	6/2011	Benedict	
2011/0160814	A2	6/2011	Tucker et al.	
2011/0301673	A1	12/2011	Hoffer et al.	
2012/0059440	A1	3/2012	Hamid	
2014/0148879	A1	5/2014	Mersch	
2014/0350643	A1	11/2014	Pepitone et al.	
2015/0005854	A1	1/2015	Said	
2015/0297914	A1	10/2015	Hamid et al.	
2016/0051835	A1	2/2016	Tapper et al.	
2016/0106999	A1	4/2016	Michaels et al.	
2016/0271420	A1	9/2016	Pina	
2017/0028216	A1 *	2/2017	Medendorp, Jr.	A61N 5/0616

OTHER PUBLICATIONS

Non-Final Office Action for U.S. Appl. No. 29/600,518, dated Apr. 6, 2018, 8 pages.
 Notice of Allowance for U.S. Appl. No. 29/600,521, dated Apr. 18, 2018, 8 pages.
 Restriction Requirement for U.S. Appl. No. 29/600,523, dated Apr. 11, 2018, 6 pages.

* cited by examiner

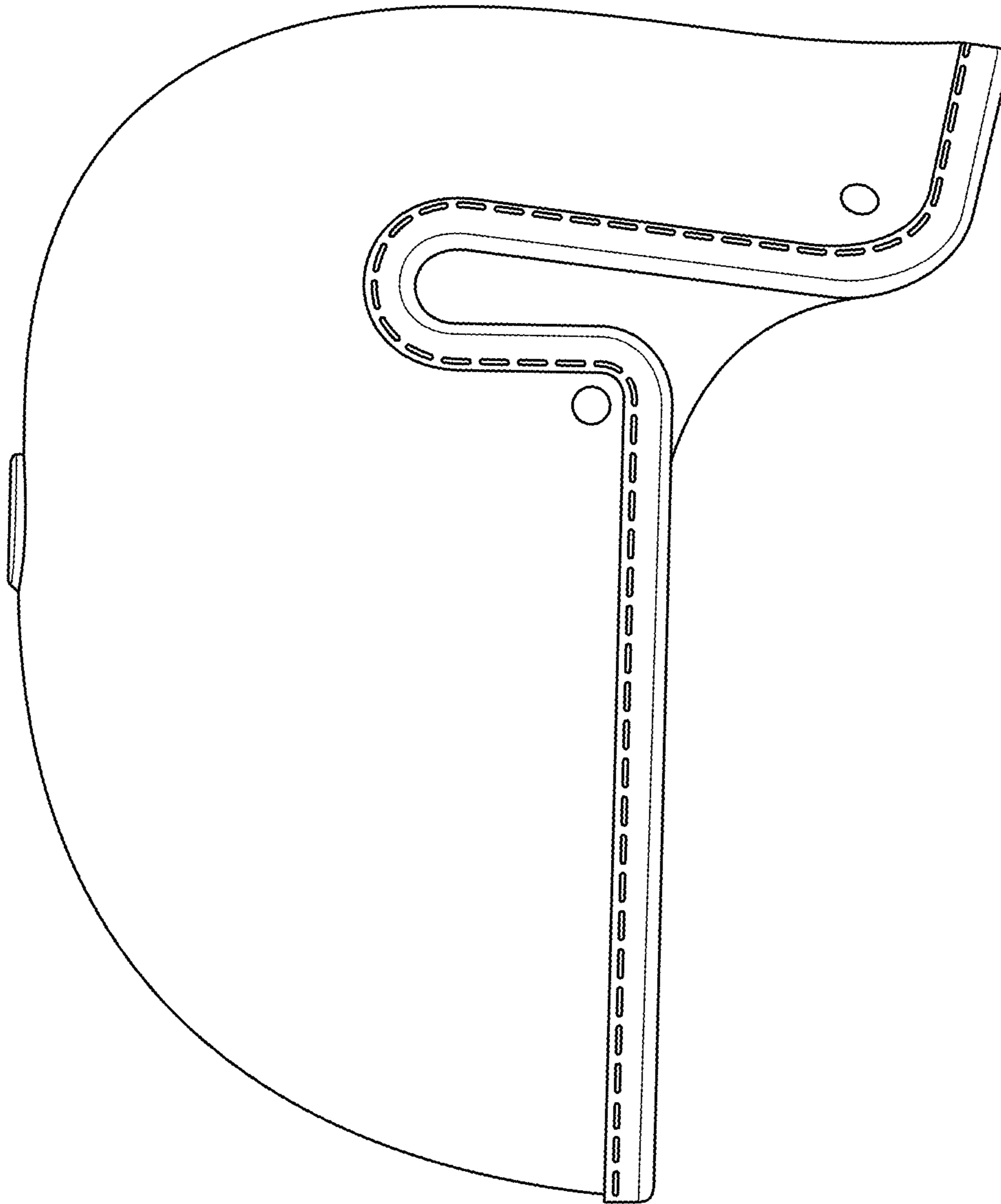


FIG. 1

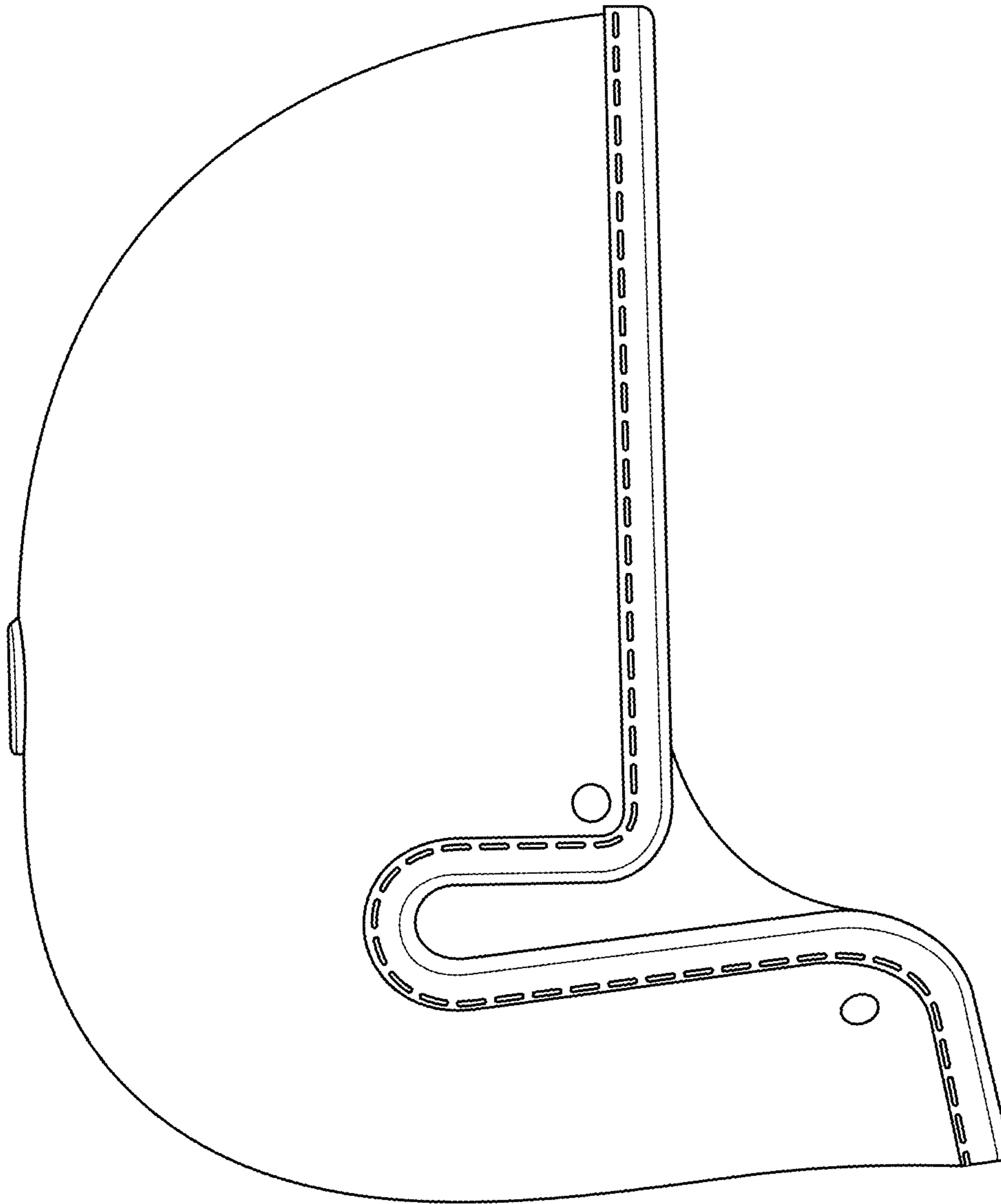


FIG. 2

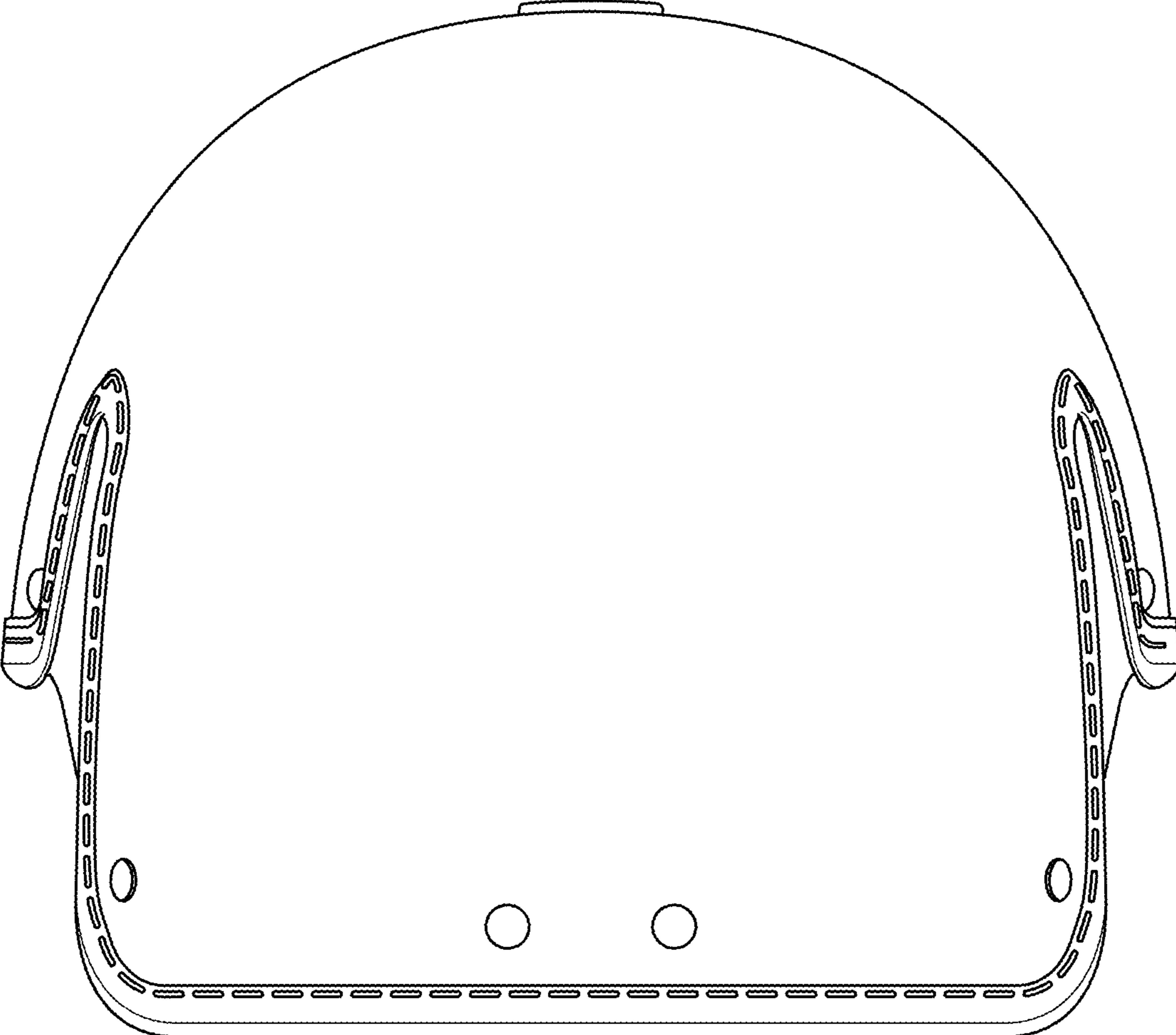


FIG. 3

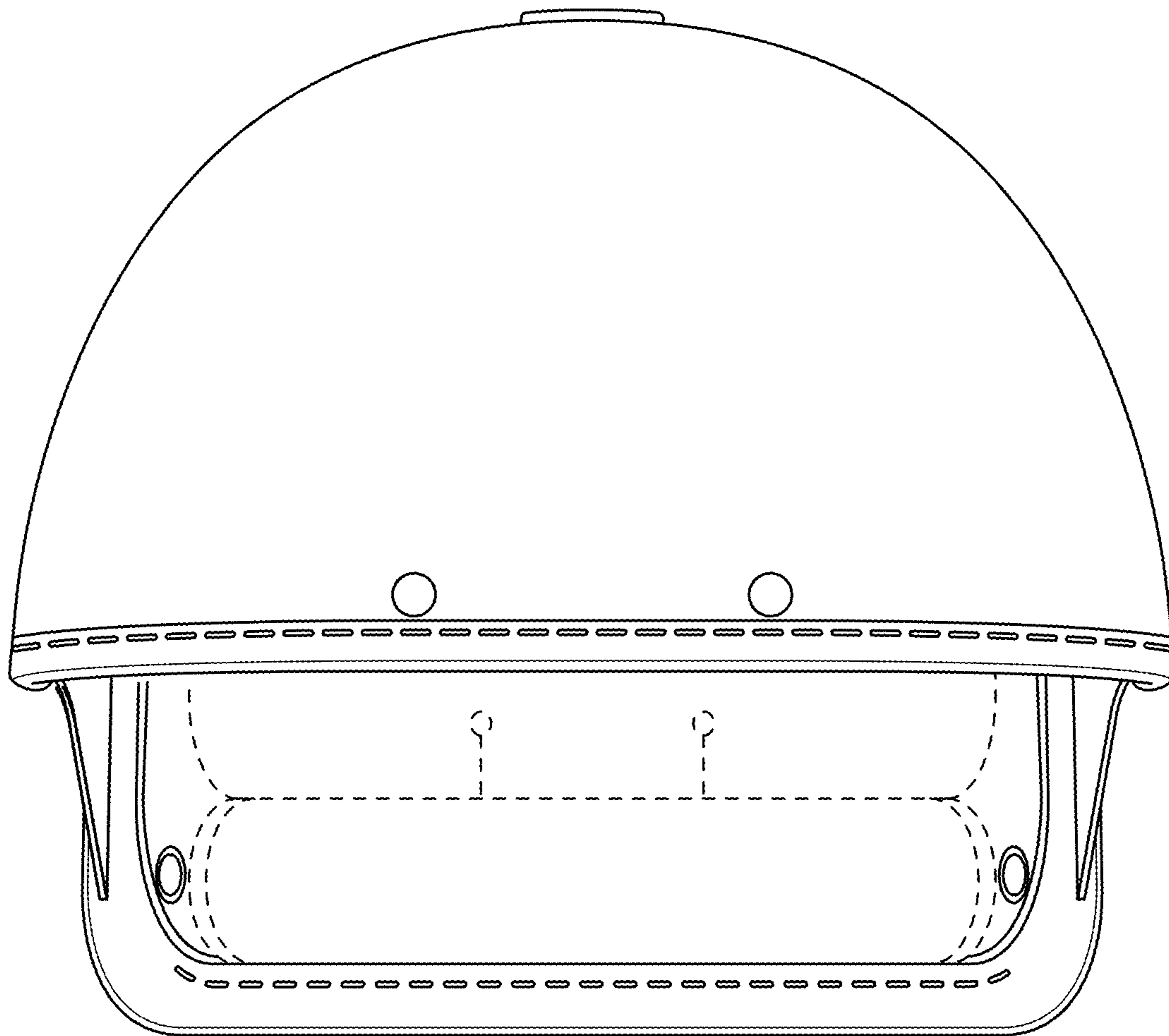


FIG. 4

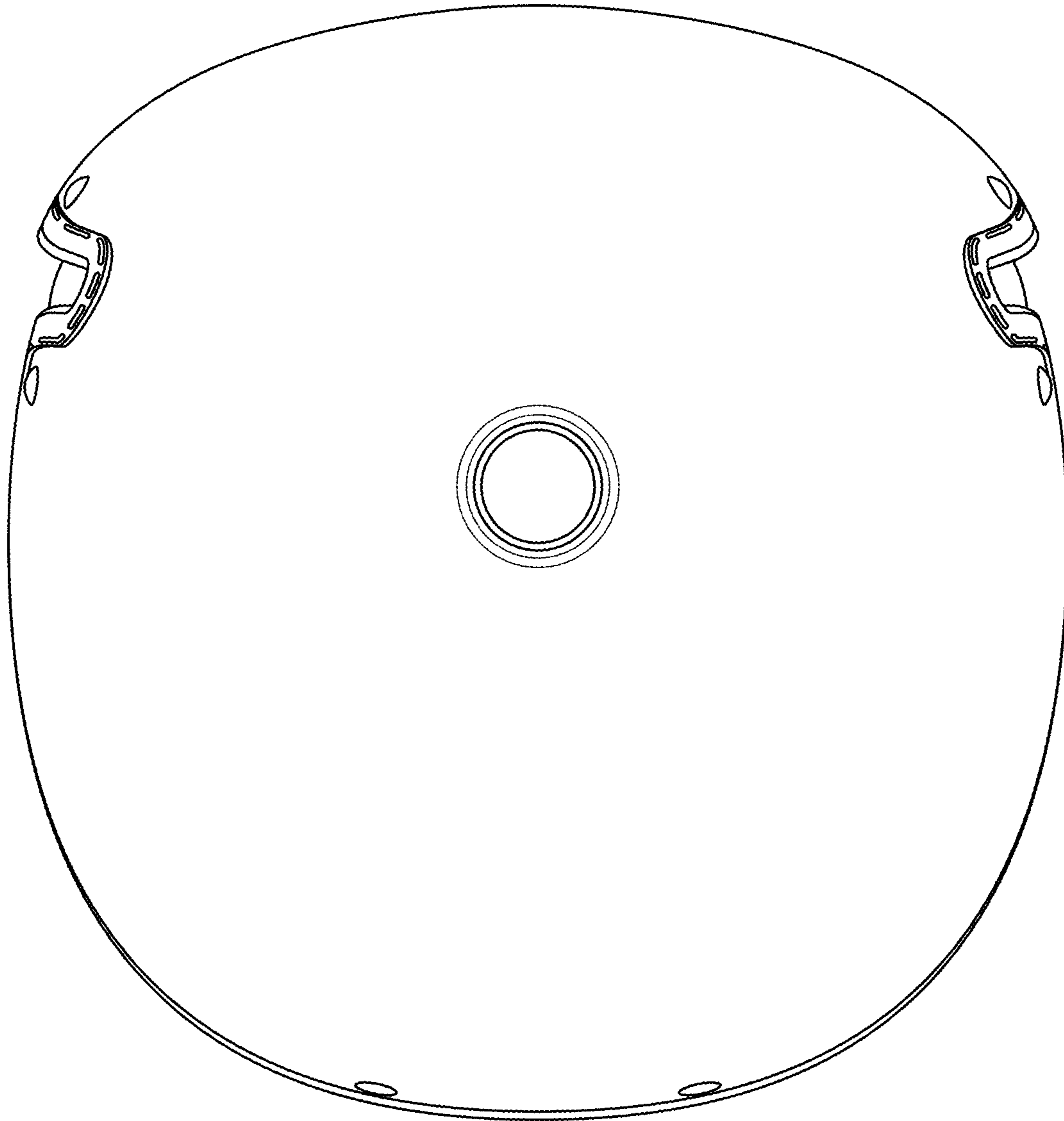


FIG. 5

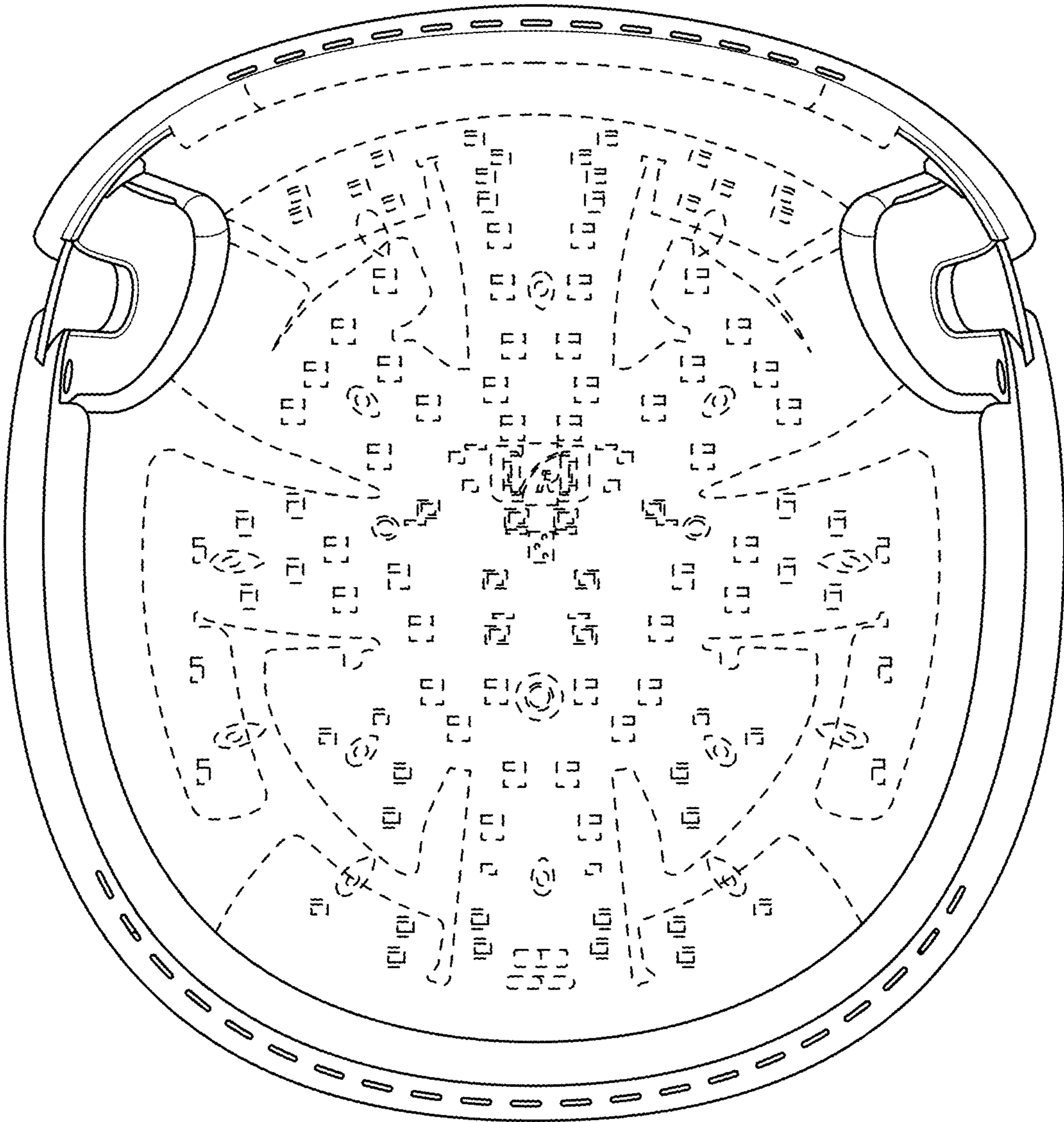


FIG. 6

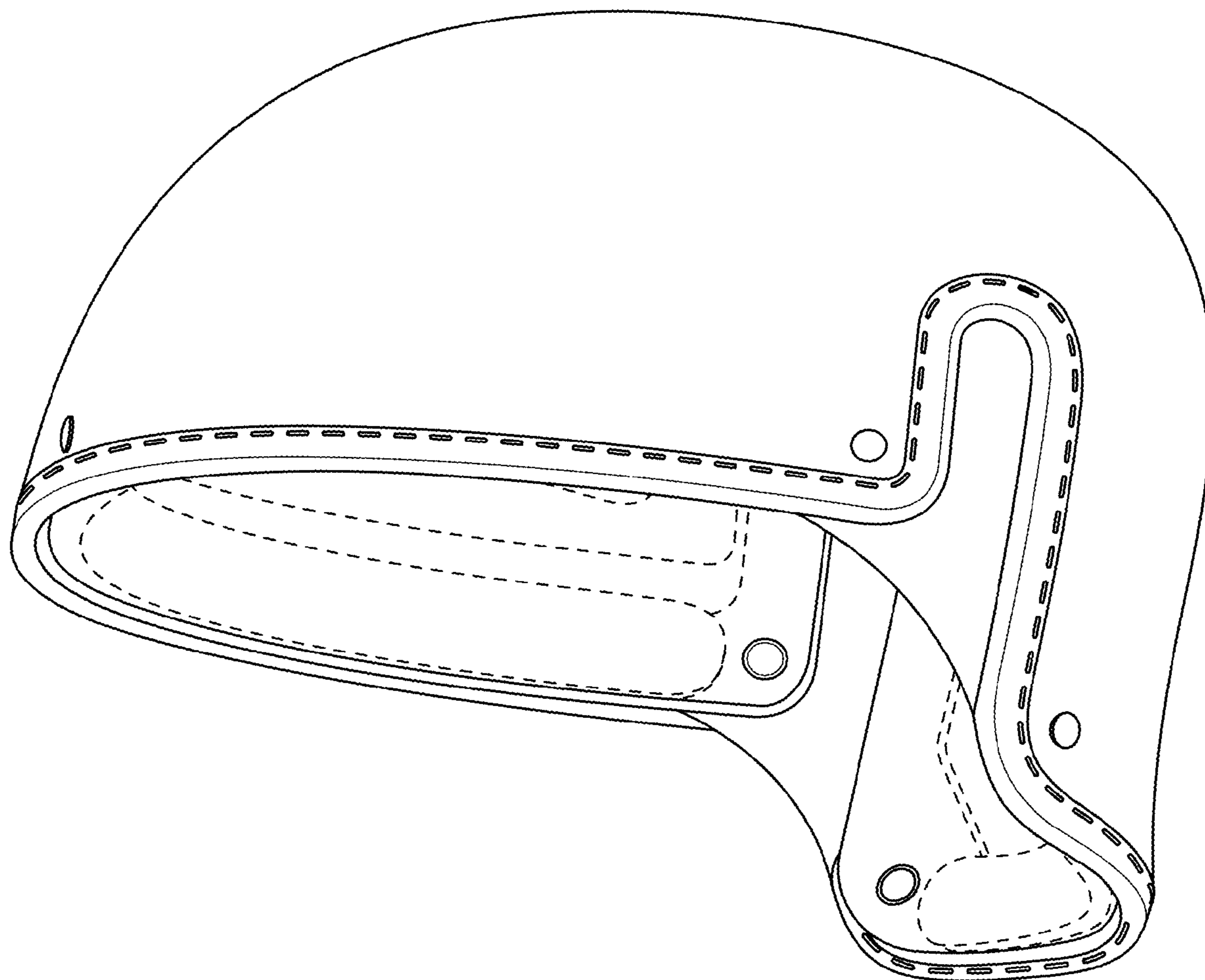


FIG. 7