



US00D935018S

(12) **United States Design Patent** (10) **Patent No.:** **US D935,018 S**
Variano (45) **Date of Patent:** **** Nov. 2, 2021**

(54) **CONTRACEPTIVE**
(71) Applicant: **The Population Council, Inc.**, New York, NY (US)
(72) Inventor: **Bruce Variano**, White Plains, NY (US)
(73) Assignee: **The Population Council, Inc.**, New York, NY (US)

5,972,372 A * 10/1999 Saleh A61F 6/08
424/422
5,989,581 A 11/1999 Groenewegen
6,126,958 A * 10/2000 Saleh A61F 6/08
424/422
7,036,511 B2 * 5/2006 Nissenkorn A61F 2/005
128/834
7,521,064 B2 * 4/2009 Saxena A61F 6/08
424/430
D623,293 S * 9/2010 Horsley D24/141
(Continued)

(**) Term: **15 Years**

FOREIGN PATENT DOCUMENTS

(21) Appl. No.: **29/730,703**

FR 20180876-001 3/2018

(22) Filed: **Apr. 7, 2020**

(51) **LOC (13) Cl.** **24-02**

(52) **U.S. Cl.**
USPC **D24/141**

(58) **Field of Classification Search**
USPC D24/141, 105, 107, 143
CPC A61F 6/00; A61F 6/08; A61F 6/14; A61F
2/005; A61F 2/0027; A61F 2/0036
See application file for complete search history.

OTHER PUBLICATIONS

“ANNOVERA™: Highlights of Prescribing Information,”
TherapeuticsMD, Aug. 2018, 38 pages.
(Continued)

Primary Examiner — Wan Laymon
(74) *Attorney, Agent, or Firm* — Sterne, Kessler,
Goldstein & Fox P.L.L.C.

(56) **References Cited**

U.S. PATENT DOCUMENTS

2,574,767 A * 11/1951 Stubbs A61F 6/08
128/834
3,527,210 A * 9/1970 Towns A61F 6/08
128/839
3,545,439 A * 12/1970 Duncan A61F 6/08
128/832
4,012,496 A * 3/1977 Schopflin A61F 6/08
424/432
4,292,965 A * 10/1981 Nash A61F 6/08
128/833
4,402,695 A * 9/1983 Wong A61F 6/08
424/432
D359,352 S * 6/1995 van der Valk D24/105
5,771,900 A * 6/1998 Austin A61F 6/08
128/830

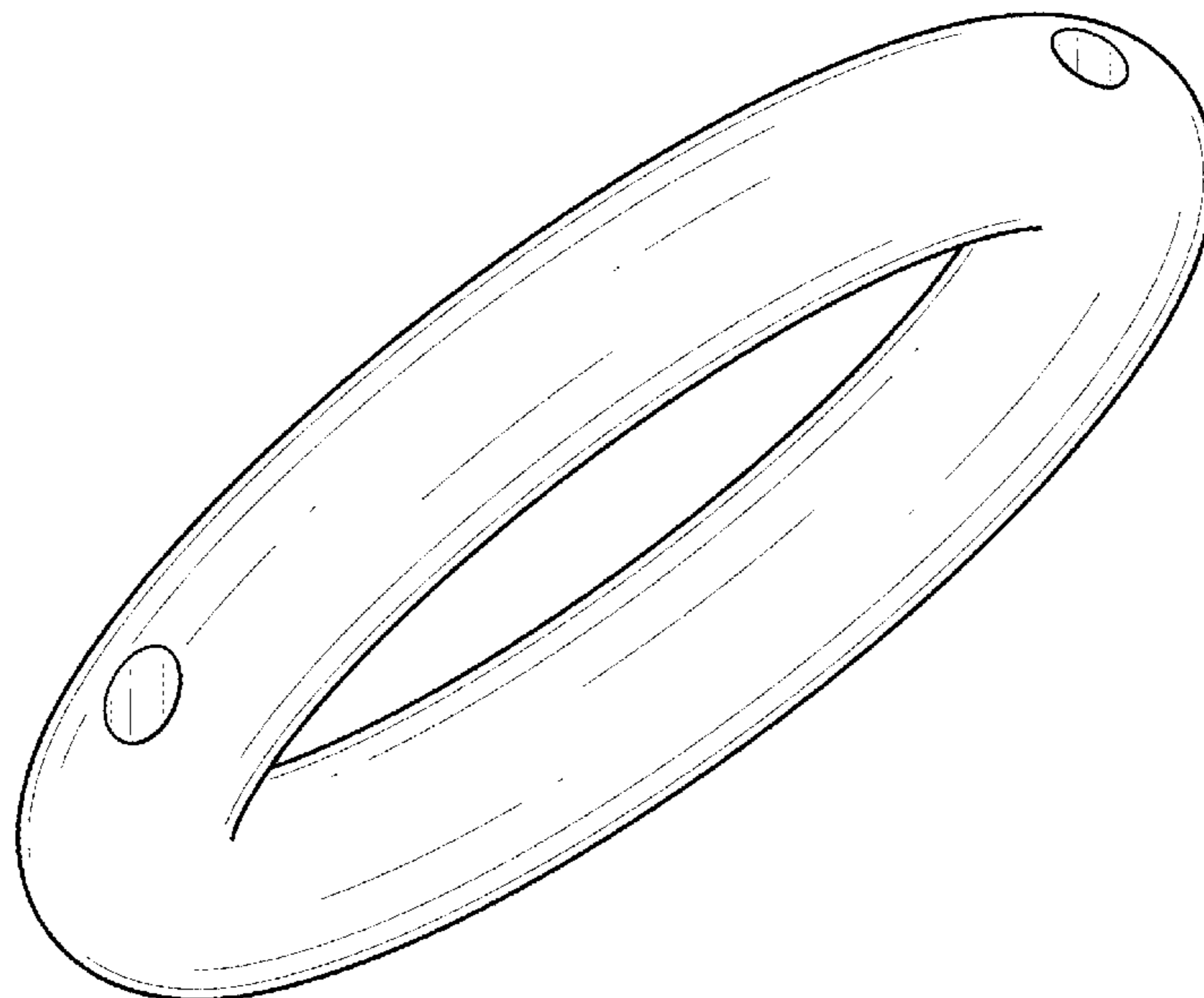
(57) **CLAIM**

The ornamental design for a contraceptive, as shown and described.

DESCRIPTION

FIG. 1 is a perspective view of a contraceptive showing the claimed design;
FIG. 2 is a top view thereof, the bottom view being the same;
FIG. 3 is a side view thereof;
FIG. 4 is another side view thereof;
FIG. 5 is another side view thereof, the opposite side view being a mirror image thereof; and,
FIG. 6 is a cross-sectional view thereof, taken along line 6-6 of FIG. 5.

1 Claim, 5 Drawing Sheets



(56)

References Cited

U.S. PATENT DOCUMENTS

7,833,545 B2 * 11/2010 Ron A61K 31/57
424/432
D703,319 S * 4/2014 Ziegner D24/141
9,655,769 B2 * 5/2017 Ziv A61F 2/005
9,717,582 B2 * 8/2017 Arcand A61F 2/005
9,775,905 B2 * 10/2017 Kendrup A61F 6/08
2017/0252444 A1 * 9/2017 Kendrup A61F 6/08
2017/0319833 A1 * 11/2017 Shaked A61F 6/08

OTHER PUBLICATIONS

“NuvaRing®: Highlights of Prescribing Information,” Merck & Co., Oct. 2013, 36 pages.

Malcolm, K., et al., “Influence of silicone elastomer solubility and diffusivity on the in vitro release of drugs from intravaginal rings,” *Journal of Controlled Release* 90:217-225, Elsevier, Netherlands (2003).

McCoy, C. F., et al., “Solid state ¹³C NMR spectroscopy provides direct evidence for reaction between ethinyl estradiol and a silicone elastomer vaginal ring drug delivery system,” *International Journal of Pharmaceutics* 548: 689-697, Elsevier, Netherlands (2018).

Population Council. “6th Contraceptive Technology from Population Council,” Twitter [online], dated Aug. 10, 2018, URL: <https://twitter.com/Pop_Council/status/1028010153612902401/photo/1>.

* cited by examiner

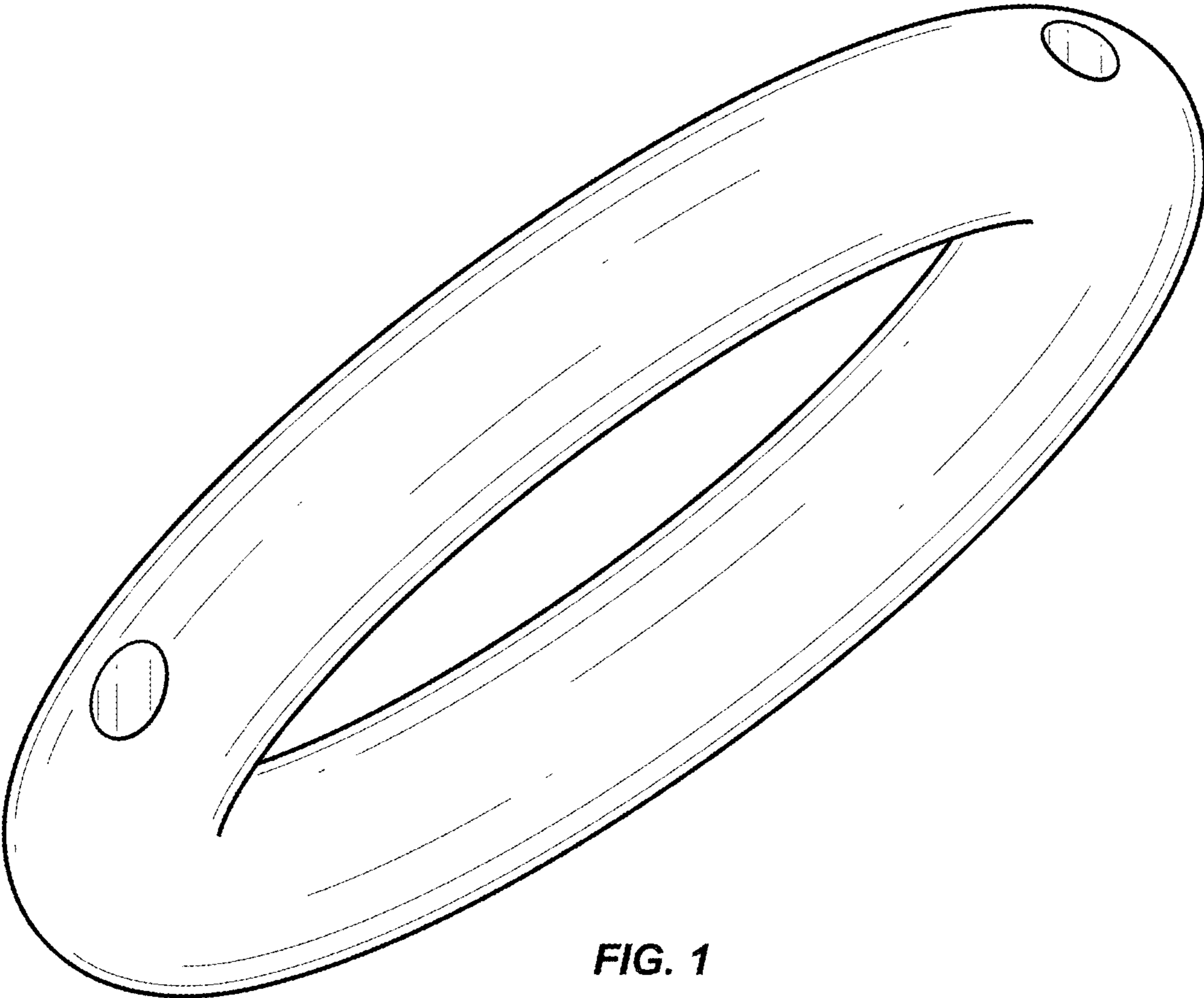


FIG. 1

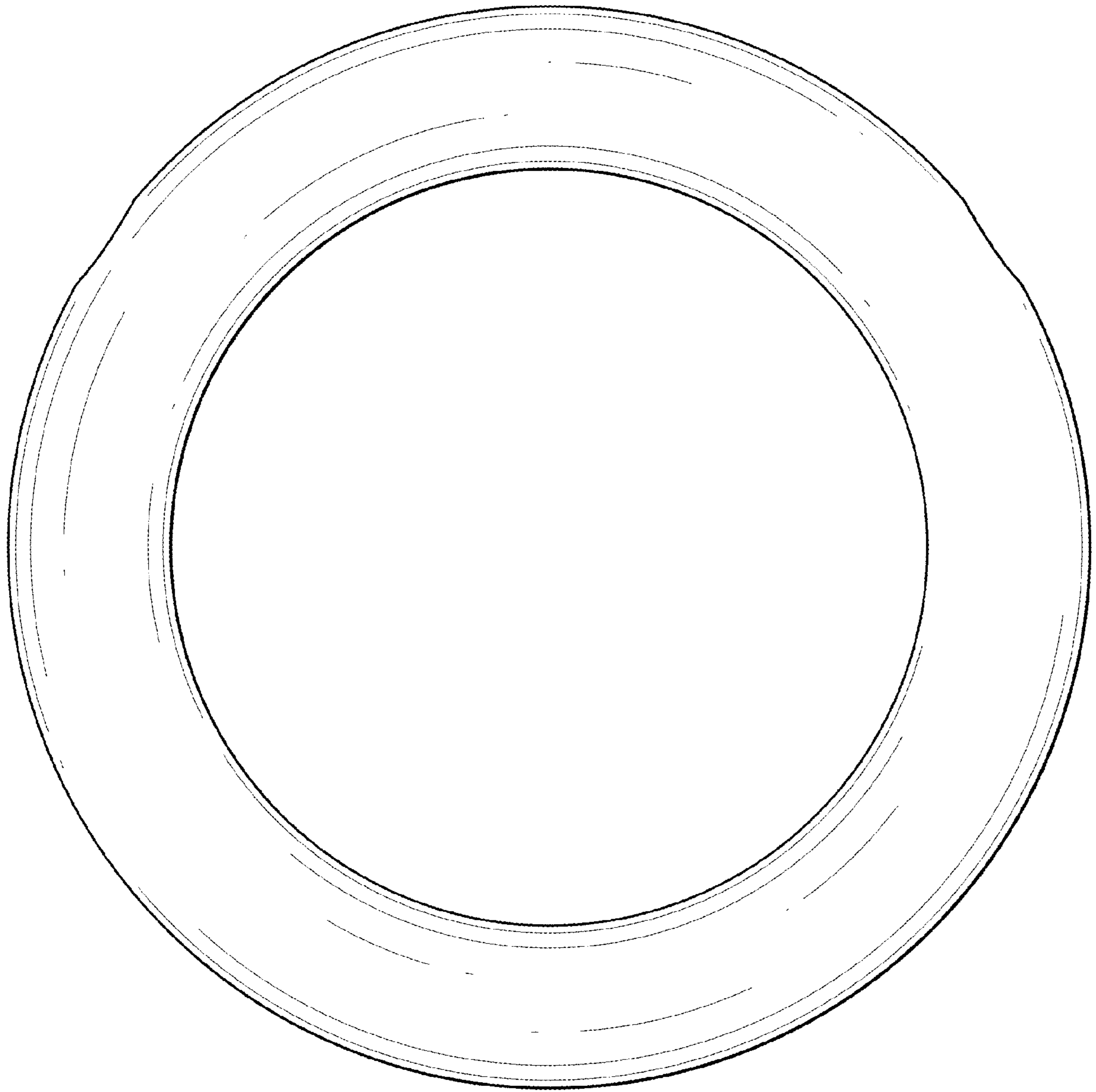


FIG. 2

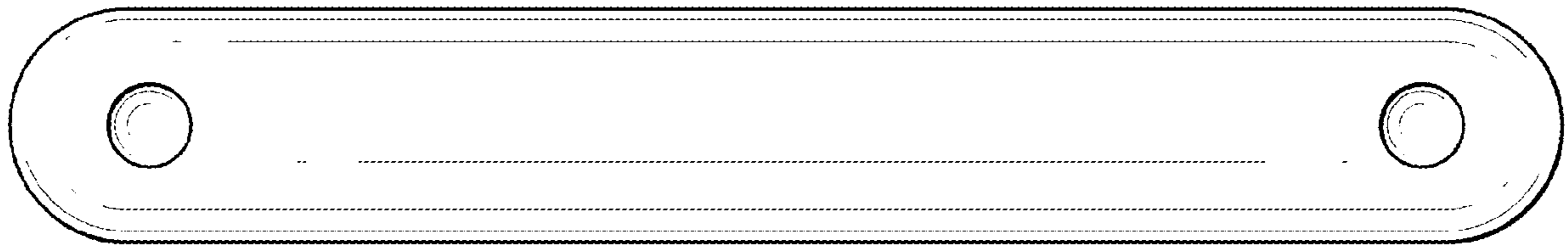


FIG. 3




FIG. 4




FIG. 5

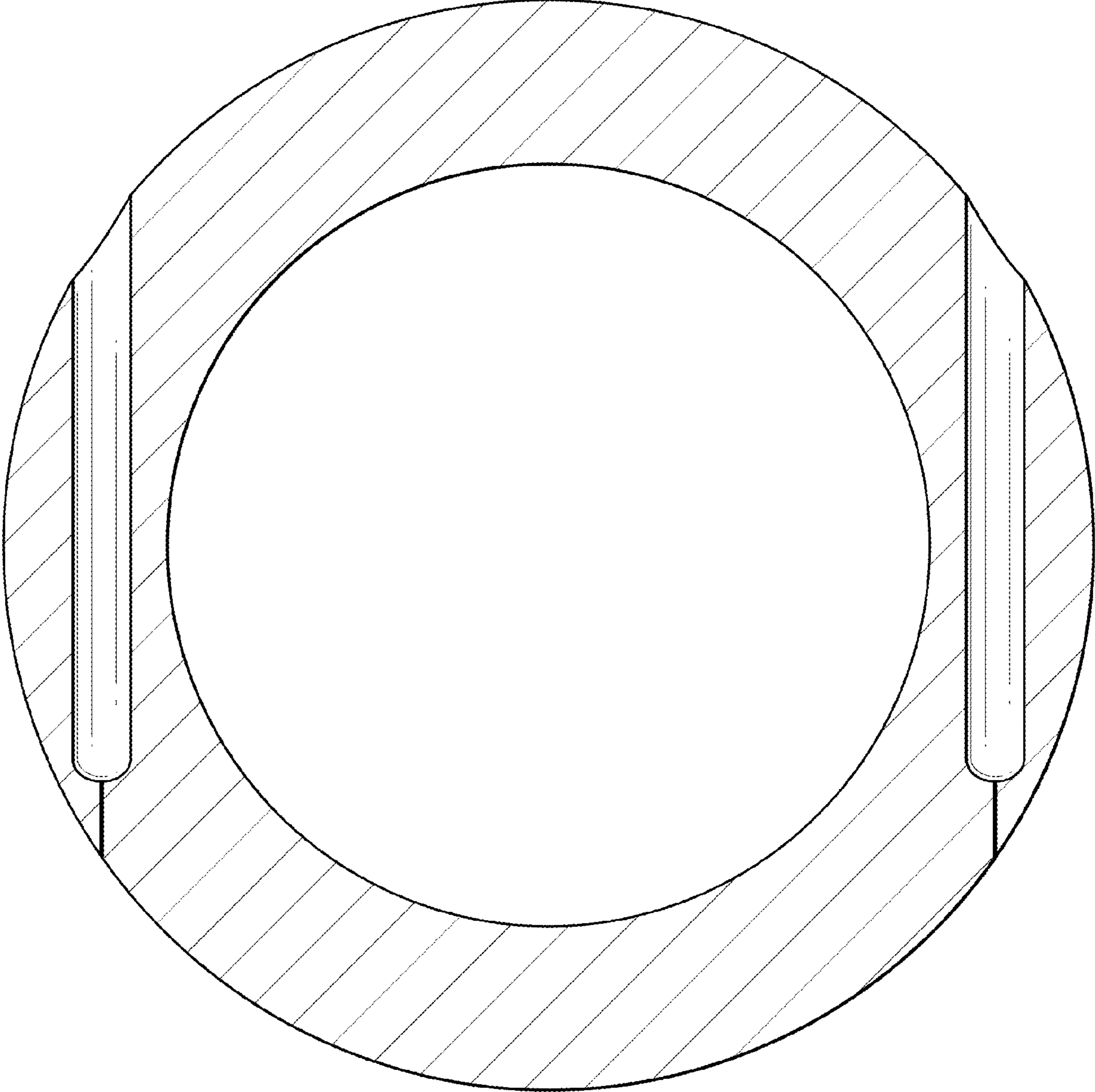


FIG. 6