



US00D935008S

(12) **United States Design Patent** (10) **Patent No.:** **US D935,008 S**
Oura (45) **Date of Patent:** **** Nov. 2, 2021**

(54) **DEODORIZING MACHINE**
(71) Applicant: **SUNSTAR ENGINEERING INC.,**
Takatsuki (JP)
(72) Inventor: **Issei Oura,** Osaka (JP)
(73) Assignee: **SUNSTAR ENGINEERING INC.,**
Takatsuki (JP)
(**) Term: **15 Years**

(21) Appl. No.: **29/717,603**
(22) Filed: **Dec. 18, 2019**

(30) **Foreign Application Priority Data**
Jun. 20, 2019 (JP) 2019-013616
Jun. 20, 2019 (JP) 2019-013617

(51) **LOC (13) Cl.** **28-99**
(52) **U.S. Cl.**
USPC **D23/366**

(58) **Field of Classification Search**
USPC D23/209, 355, 356, 358, 359, 360, 364,
D23/365, 366, 367; D99/5; D24/217;
D32/1
CPC . A61L 9/03; A61L 9/012; A61L 9/015; A61L
9/037; F41J 1/01
See application file for complete search history.

(56) **References Cited**
U.S. PATENT DOCUMENTS
D398,044 S * 9/1998 Gutmann D23/364
D411,294 S * 6/1999 Gutmann D23/355

D603,033 S * 10/2009 Kelnhofer D23/366
8,781,307 B2 * 7/2014 Buzzetti A61M 11/044
392/395
D817,467 S * 5/2018 Shin D23/364
D855,167 S * 7/2019 Li D23/356
D883,466 S * 5/2020 Ying D23/378
D905,219 S * 12/2020 Zeng D23/356
D914,190 S * 3/2021 Oura D23/366
2020/0268923 A1 * 8/2020 Clock A61L 9/03
2020/0268924 A1 * 8/2020 Young B60H 3/0014

* cited by examiner

Primary Examiner — John A Voytek
(74) *Attorney, Agent, or Firm* — Westerman, Hattori,
Daniels & Adrian, LLP

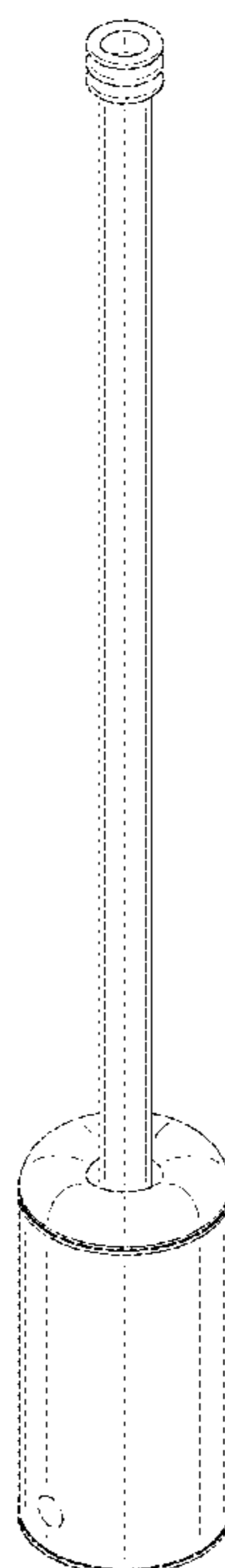
(57) **CLAIM**

The ornamental design for a deodorizing machine, as shown and described.

DESCRIPTION

FIG. 1 is a perspective view of a deodorizing machine, showing my new design;
FIG. 2 is a front elevational view thereof;
FIG. 3 is a rear elevational view thereof;
FIG. 4 is a right side elevational view thereof;
FIG. 5 is a left side elevational view thereof;
FIG. 6 is a top plan view thereof;
FIG. 7 is a bottom plan view thereof;
FIG. 8 is an enlarged top plan view thereof; and,
FIG. 9 is a cross-sectional view, taken along line 9-9 of FIG. 6.
Broken lines formed of equal length dashes show unclaimed portions of the design.

1 Claim, 9 Drawing Sheets



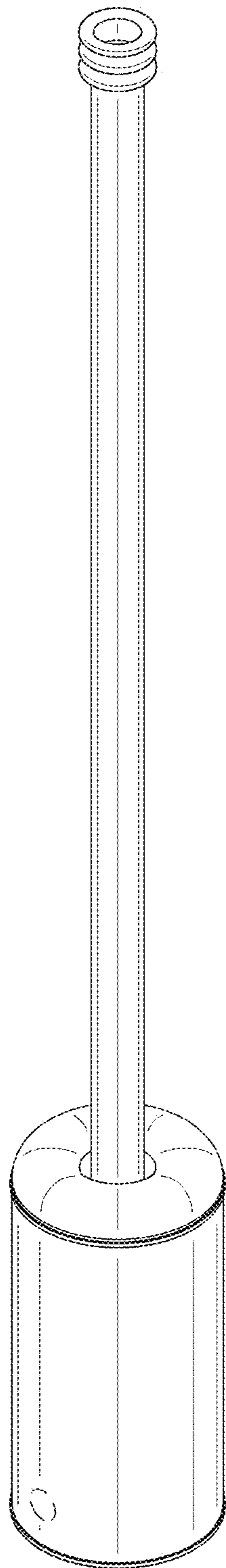


FIG. 1

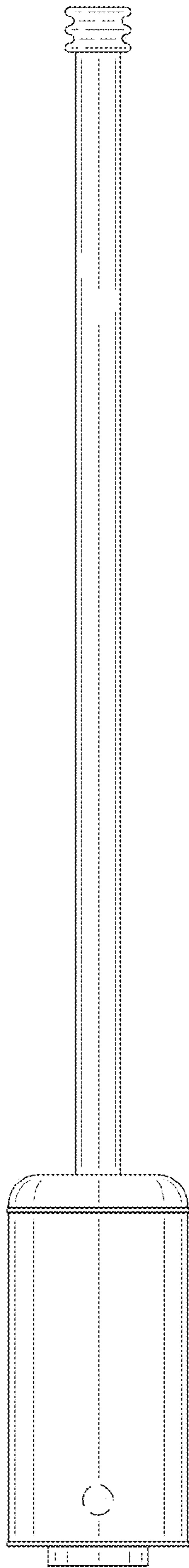


FIG. 2

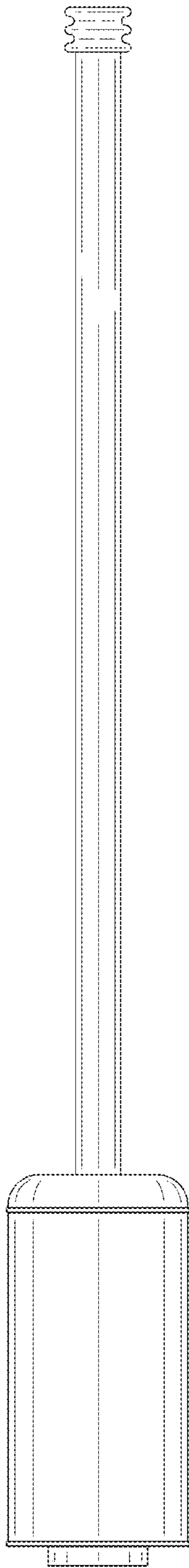


FIG. 3

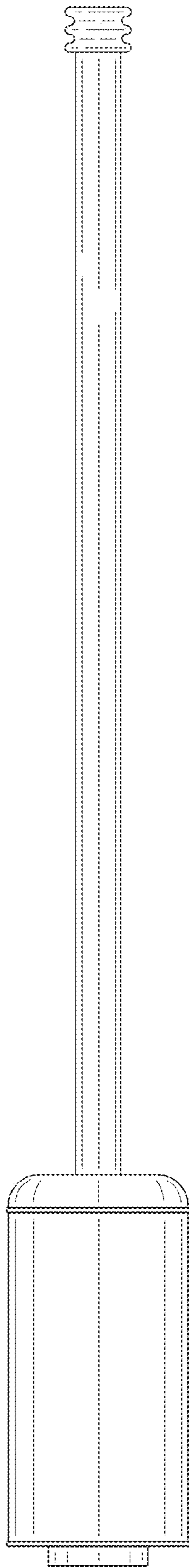


FIG. 4

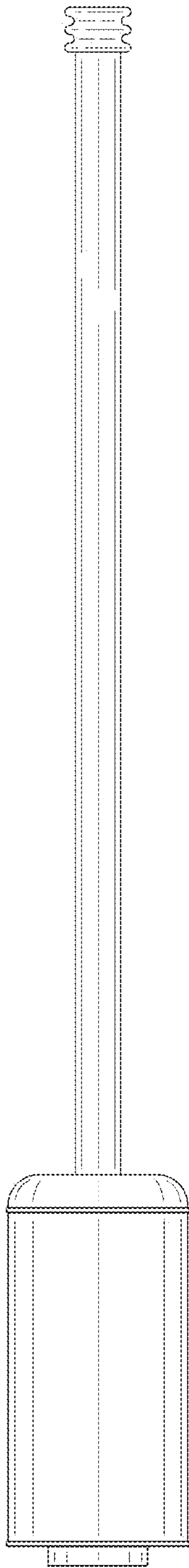


FIG. 5

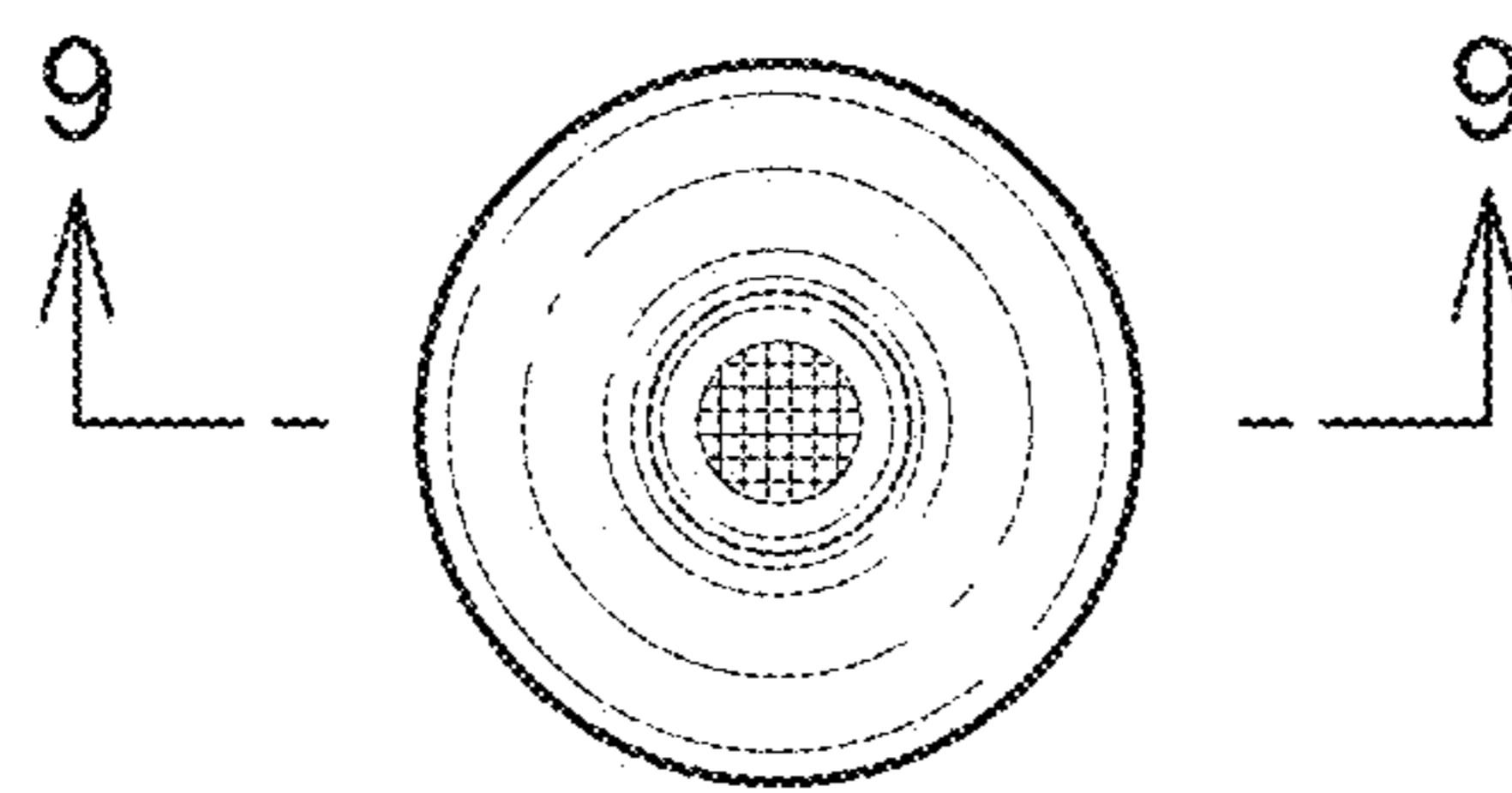


FIG. 6

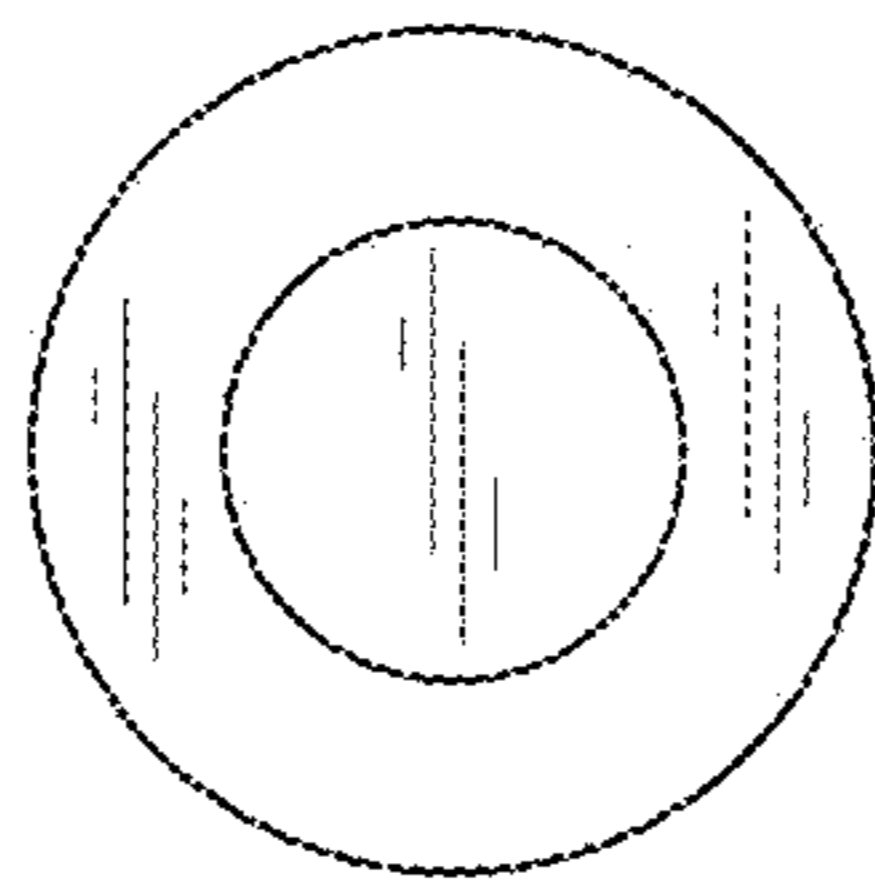


FIG. 7

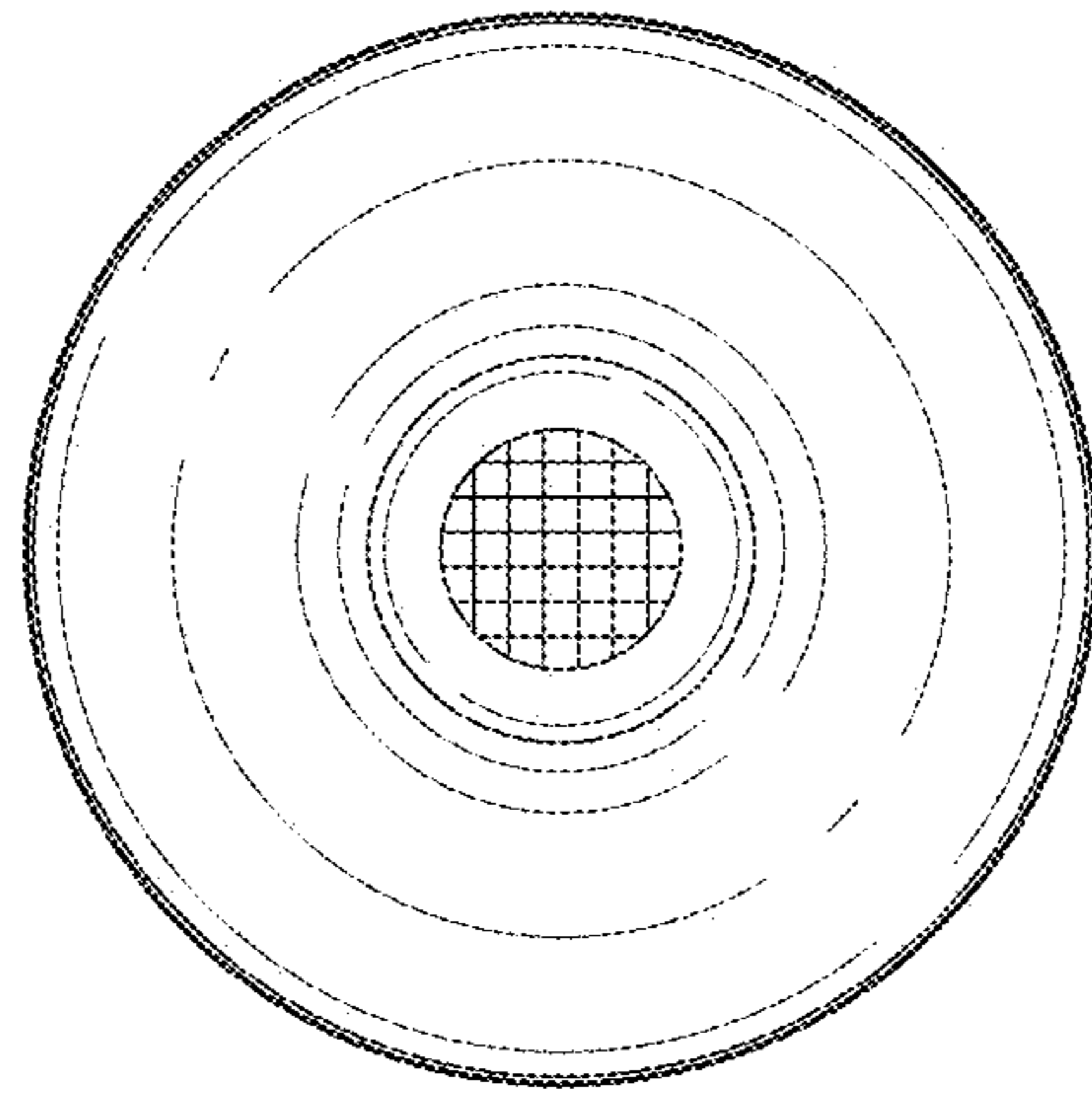


FIG. 8

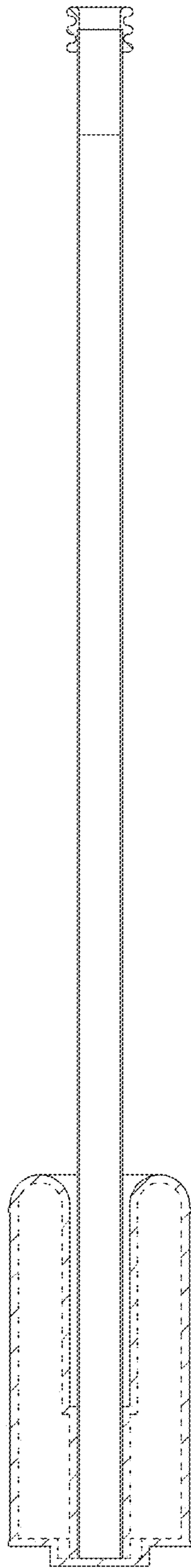


FIG. 9