



US00D934989S

(12) **United States Design Patent** (10) **Patent No.:** **US D934,989 S**
Cuconu (45) **Date of Patent:** **** Nov. 2, 2021**

(54) **CYLINDRICAL WATER TREATMENT DEVICE**

(71) Applicant: **Catalin Cuconu**, Bucharest (RO)

(72) Inventor: **Catalin Cuconu**, Bucharest (RO)

(73) Assignee: **Catalin Cuconu**, Bucharest (RO)

(**) Term: **15 Years**

(21) Appl. No.: **29/727,908**

(22) Filed: **Mar. 13, 2020**

(51) **LOC (13) Cl.** **23-01**

(52) **U.S. Cl.**
USPC **D23/207**

(58) **Field of Classification Search**
USPC D23/209, 235, 341, 358, 363-365;
D15/5
CPC B01D 46/0002; B01D 46/10; F02M 35/04;
F02M 35/10; F02M 35/024
See application file for complete search history.

(56) **References Cited**

U.S. PATENT DOCUMENTS

4,560,477	A *	12/1985	Moldow	B01D 29/21 210/457
D421,649	S *	3/2000	Cappuyns	D23/365
D470,216	S *	2/2003	Gustafson	D23/209
D481,101	S *	10/2003	Boehrs	D23/209
D497,972	S *	11/2004	Reynolds	D23/209
D571,433	S *	6/2008	Koteskey	D23/209
D609,775	S *	2/2010	Zukor	D23/209
D724,179	S *	3/2015	Keenan	D23/209
D746,969	S *	1/2016	Leatzow	D23/365
D759,195	S *	6/2016	Tanida	D23/209
D770,592	S *	11/2016	Schwartz	D23/209
D772,379	S *	11/2016	Tadlock	D23/209
D909,606	S *	2/2021	Maibach, Jr.	D24/232

(Continued)

OTHER PUBLICATIONS

Max Water 4040 Commercial Reverse Osmosis 304 Stainless Steel Pressure Vessel, Apr. 28, 2021, Amazon.com, Jul. 28, 2021 ,URL <https://www.amazon.com/dp/B093QHRLK9> (Year: 2021).*

(Continued)

Primary Examiner — Jack Reickel

Assistant Examiner — Keith J Wilson

(74) *Attorney, Agent, or Firm* — Michael Petrin; Antero, Tormey & Petrin


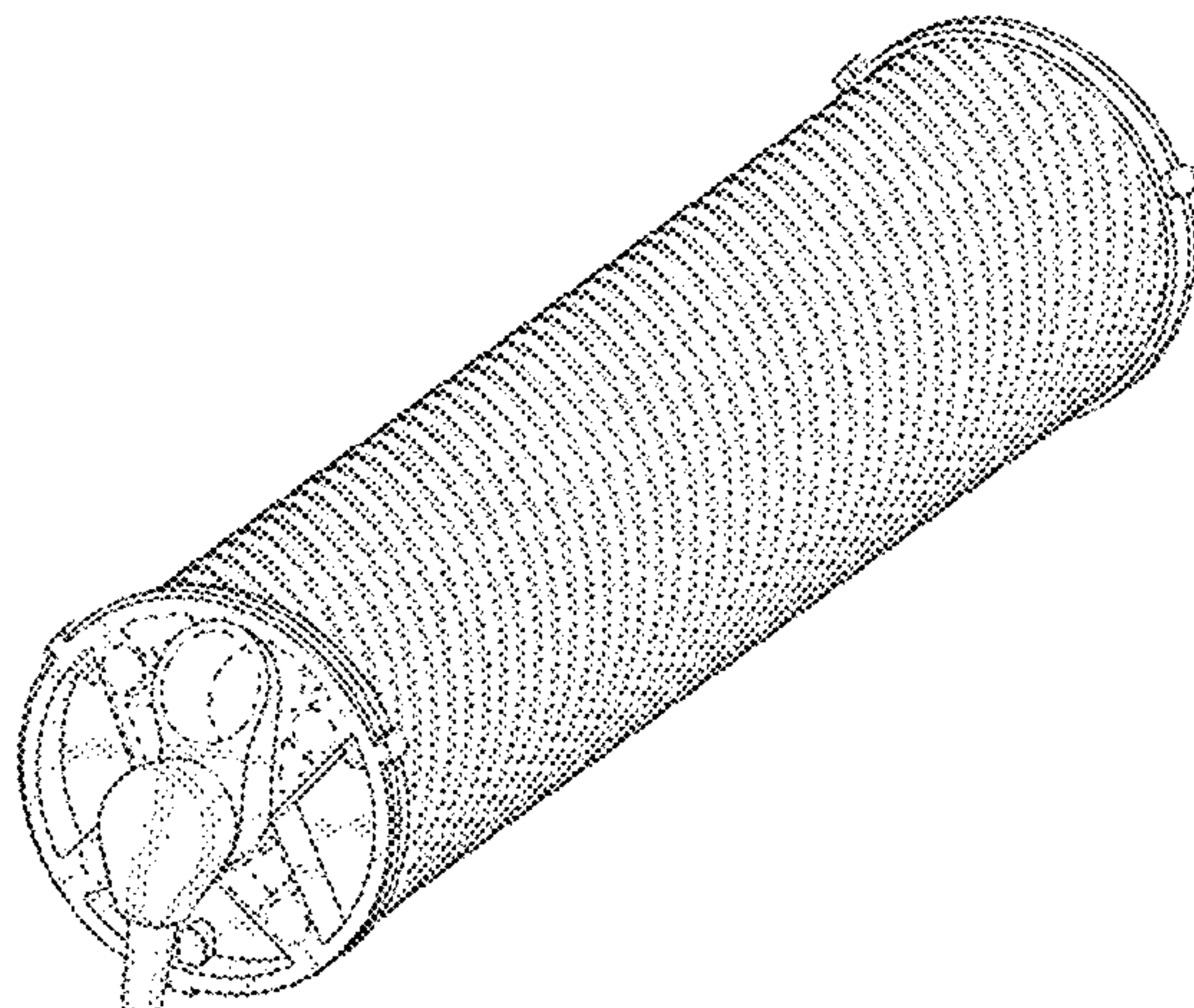
(57) **CLAIM**

I claim the ornamental design for a cylindrical water treatment device, as shown and described.

DESCRIPTION

FIG. 1 is a top perspective view of a first embodiment of a cylindrical water treatment device, showing my new design; FIG. 2 is a left side view thereof; FIG. 3 is a right side view thereof; FIG. 4 is a front view thereof; FIG. 5 is a back view thereof; FIG. 6 is a top view thereof; FIG. 7 is a bottom view thereof; and FIG. 8 is a top perspective view of a second embodiment of FIG. 1, the only difference being the length of the cylindrical portion of the device; FIG. 9 is a left side view thereof; FIG. 10 is a right side view thereof; FIG. 11 is a front view thereof; FIG. 12 is a back view thereof; FIG. 13 is a top view thereof; and, FIG. 14 is a bottom view thereof. The broken line showing of a cylindrical water treatment device is for the purpose of illustrating a portion thereof and forms no part of the claimed design.

1 Claim, 14 Drawing Sheets



(56)

References Cited

U.S. PATENT DOCUMENTS

D918,336 S * 5/2021 Ohashi B01D 35/30
D23/209
D920,470 S * 5/2021 Woytach D23/209
D921,834 S * 6/2021 Miles D23/209
D921,835 S * 6/2021 Miles D23/209
D921,836 S * 6/2021 Miles D23/209
D924,354 S * 7/2021 Huang D23/209

OTHER PUBLICATIONS

SimPure 40 Micron Spin Down Sediment Filter, Nov. 26, 2019,
Amazon.com. Jul. 28, 2021, URL: <https://www.amazon.com/SimPure-Sediment-Reusable-Spindown-Pre-Filter/dp/B082174CB9> (Year:
2019).*

* cited by examiner

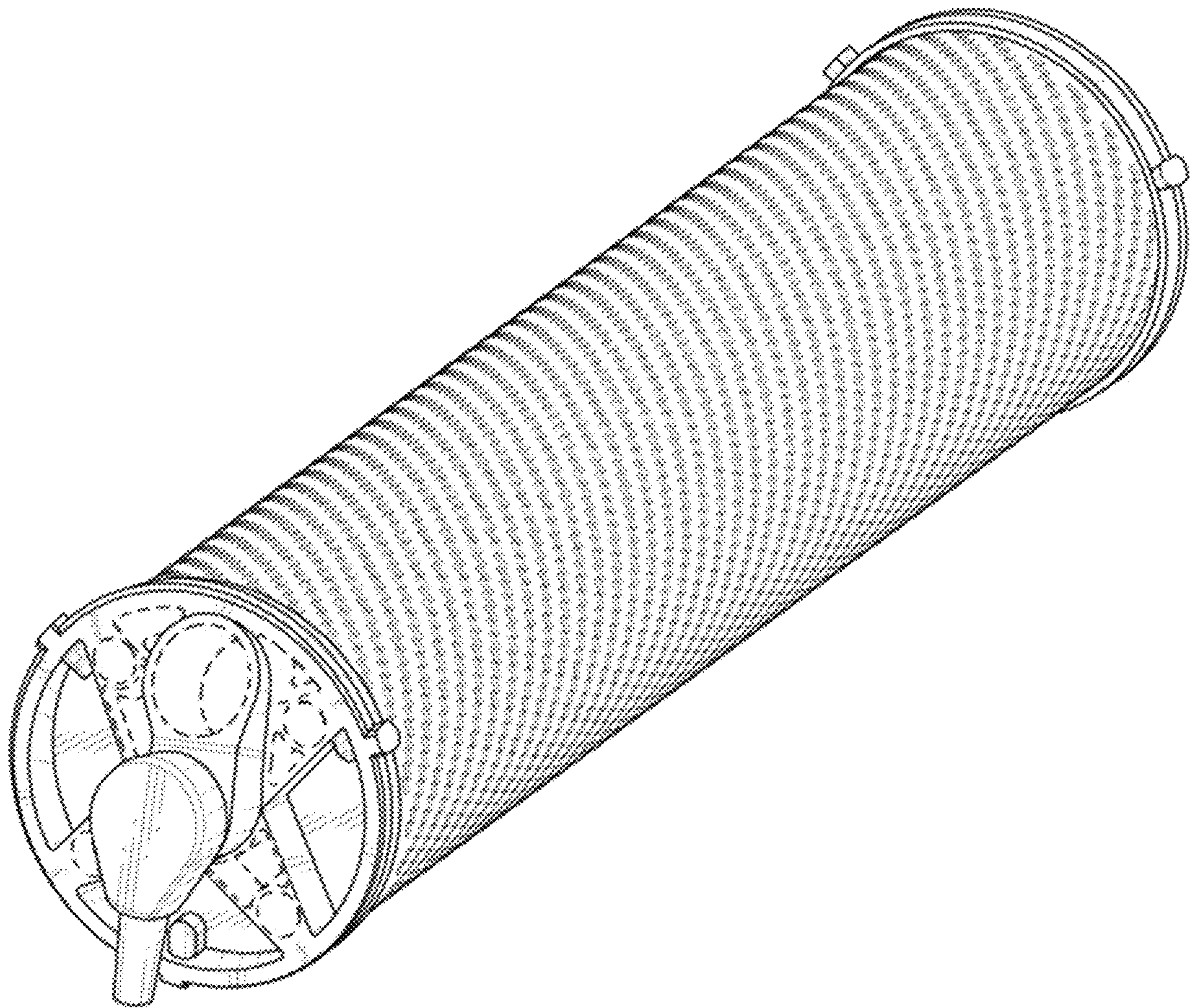


FIG. 1

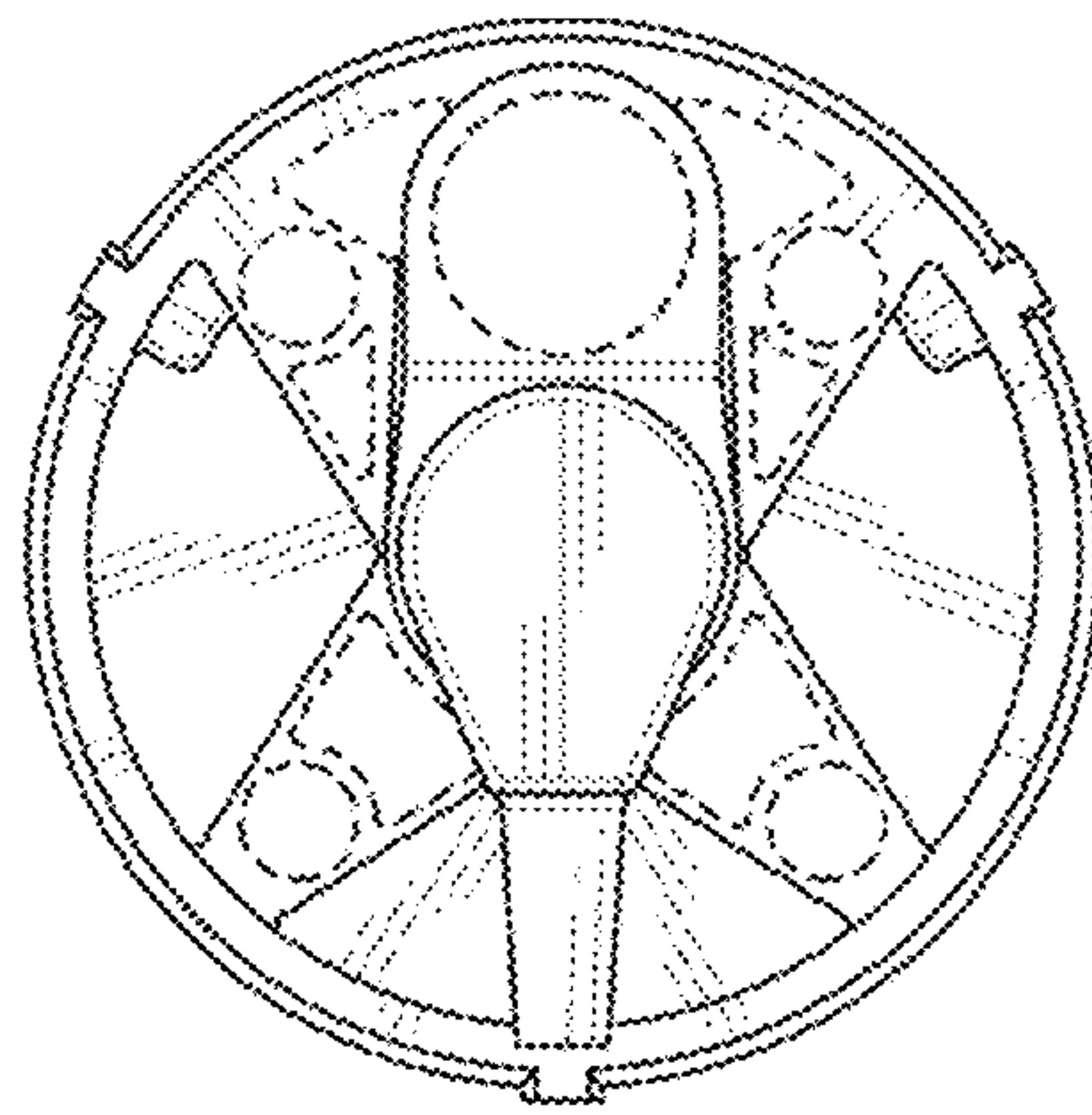


FIG. 2

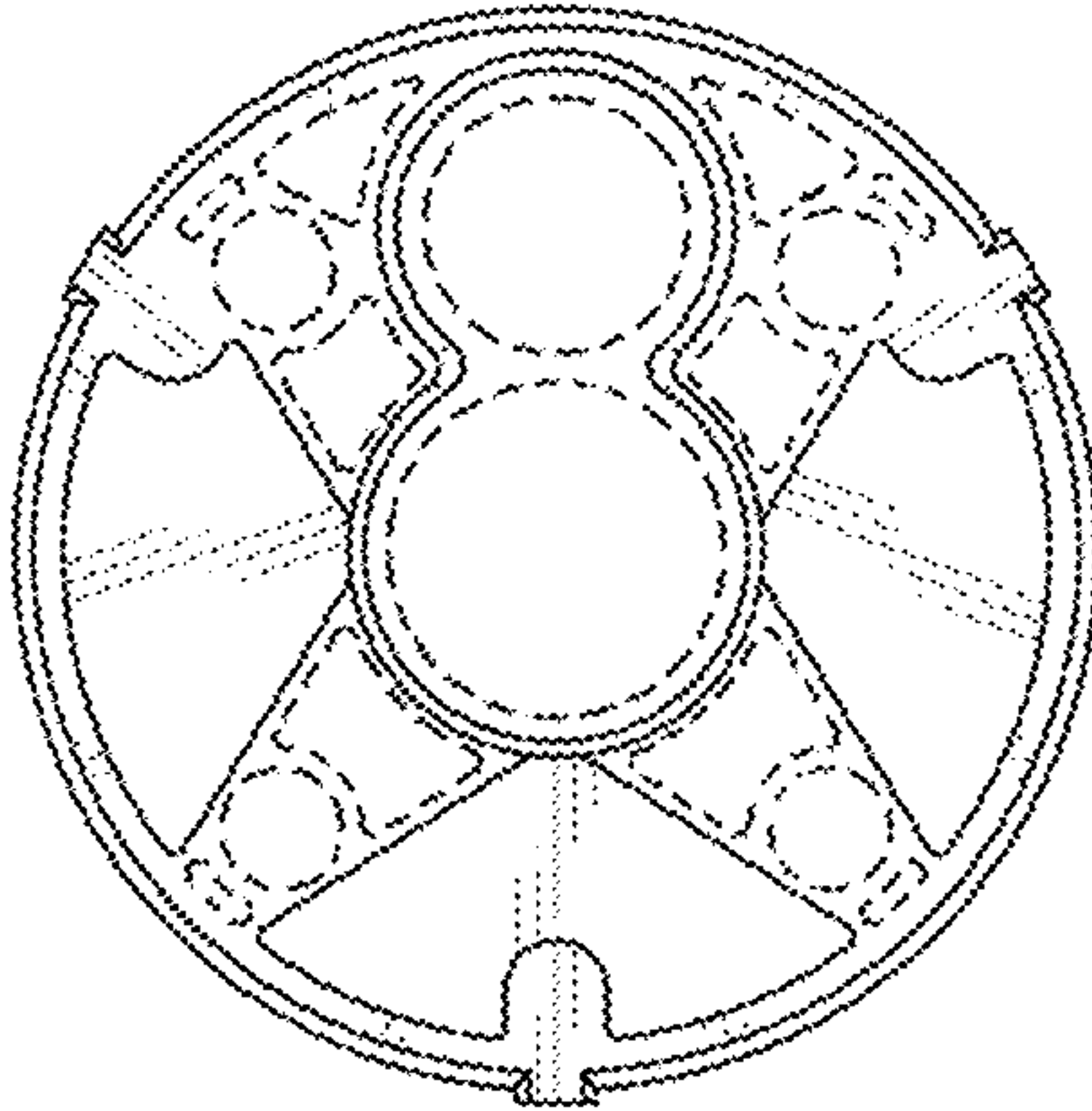


FIG. 3




FIG. 4




FIG. 5




FIG. 6




FIG. 7

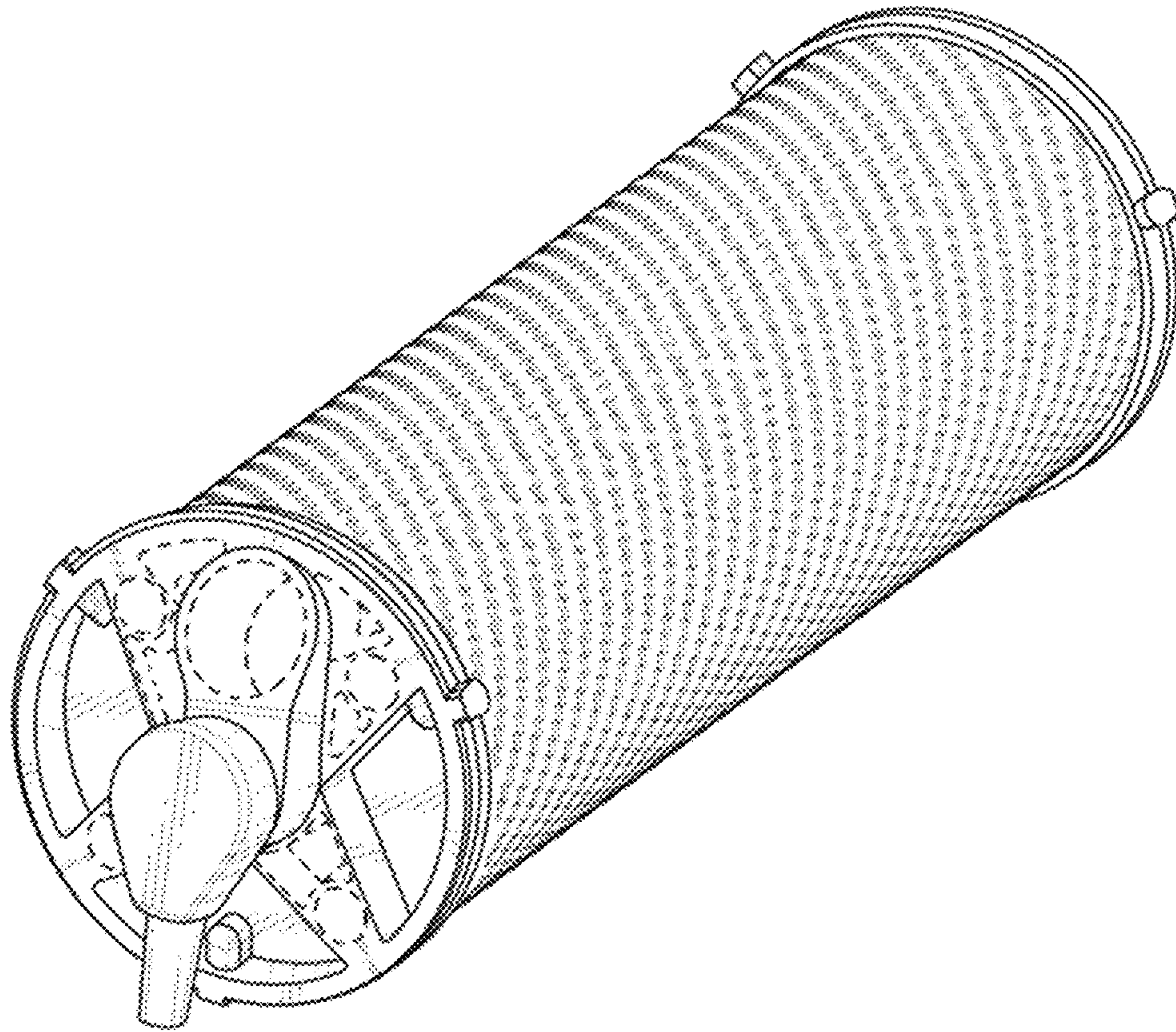


FIG. 8

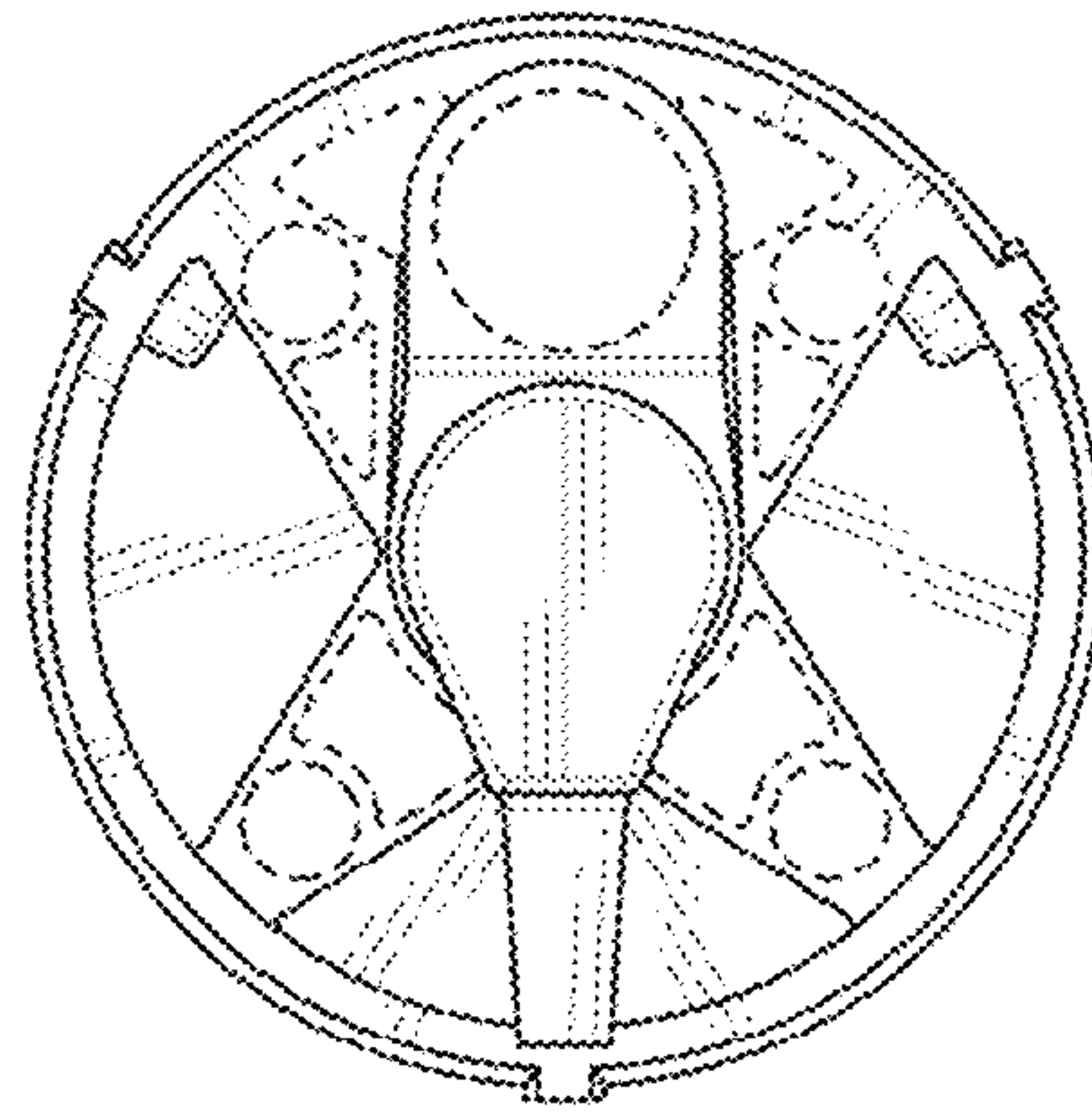


FIG. 9

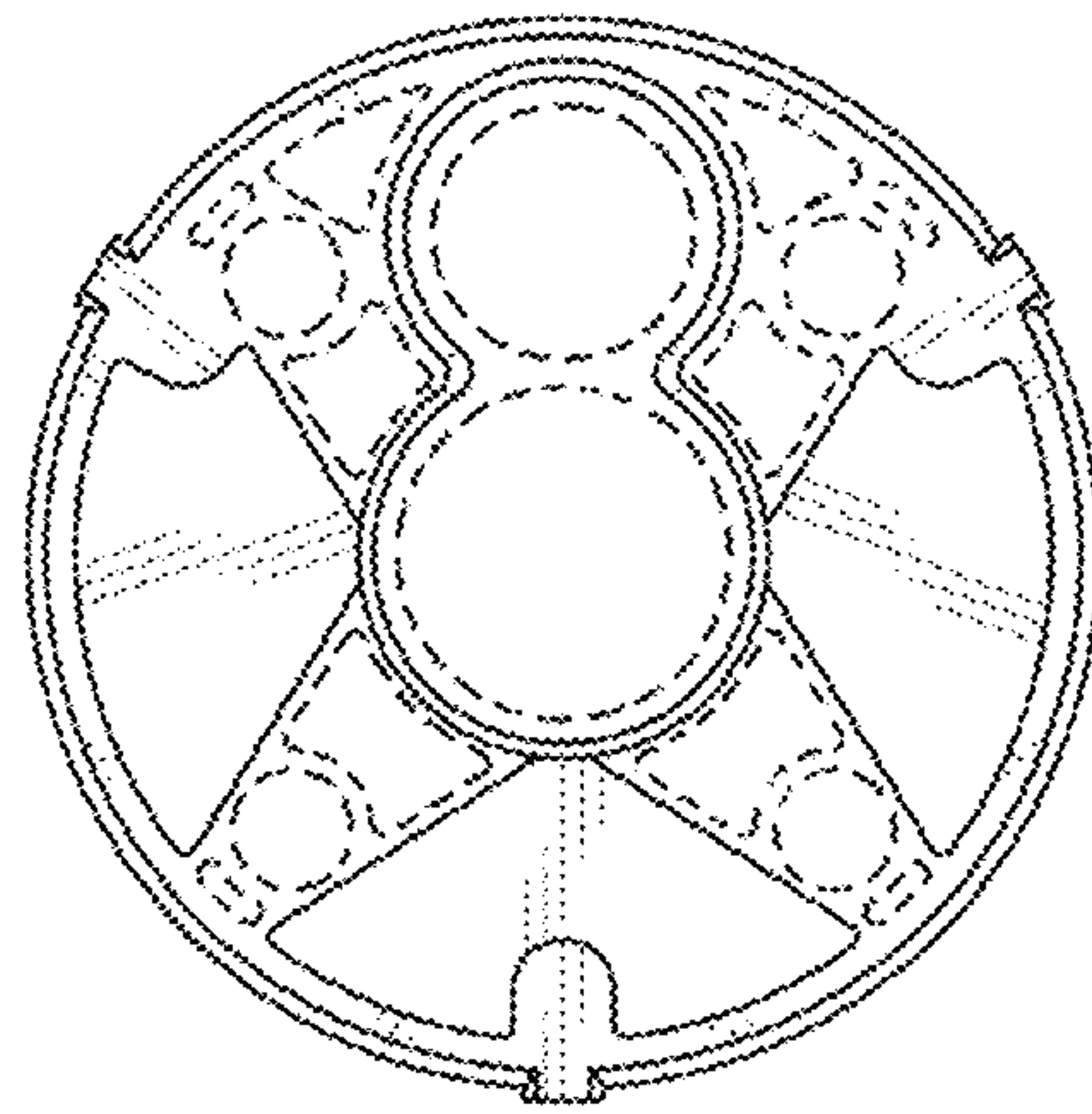


FIG. 10




FIG. 11




FIG. 12




FIG. 13




FIG. 14