



US00D934985S

(12) **United States Design Patent** (10) **Patent No.:** **US D934,985 S**
Moe (45) **Date of Patent:** **** Nov. 2, 2021**

(54) **LURE COVER**
(71) Applicant: **Stephan Moe**, Agoura Hills, CA (US)
(72) Inventor: **Stephan Moe**, Agoura Hills, CA (US)
(73) Assignee: **Stephan Moe**, Agoura Hills, CA (US)
(**) Term: **15 Years**
(21) Appl. No.: **29/692,746**
(22) Filed: **May 28, 2019**
(51) **LOC (13) Cl.** **22-05**
(52) **U.S. Cl.**
USPC **D22/134; D3/260**
(58) **Field of Classification Search**
USPC D22/134, 139, 144, 199; 43/25.2, 57.1,
43/54.1, 26; D3/260, 904-905; 224/922;
206/315.11, 472, 523, 750; D5/65, 99
CPC A01K 87/00; A01K 97/06
See application file for complete search history.

D373,244 S * 9/1996 Hackman D3/260
D663,378 S * 7/2012 Osman D22/134
D709,589 S * 7/2014 Zebny D22/134
D783,120 S * 4/2017 Martin D22/134
D846,692 S * 4/2019 Bryan D22/134
D891,102 S * 7/2020 Rich D3/260
2018/0007881 A1* 1/2018 Downey A01K 97/06

* cited by examiner

Primary Examiner — Catherine R Oliver-Garcia
(74) *Attorney, Agent, or Firm* — Ferguson Case Orr
Paterson

(57) **CLAIM**


The ornamental design for a lure cover, as shown and described.

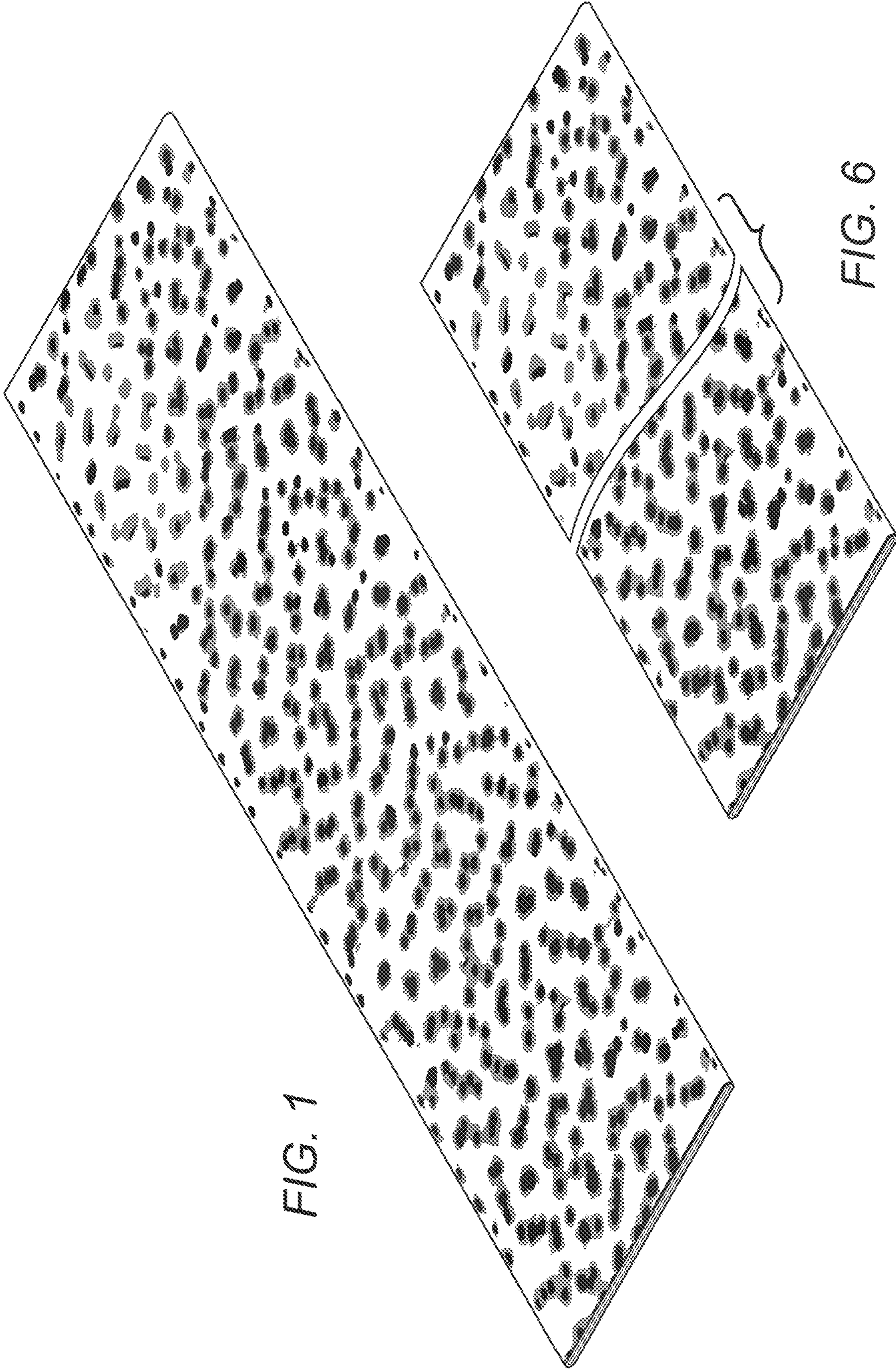
DESCRIPTION

FIG. 1 is a top, front, right-side perspective view of a lure cover.
FIG. 2 is a front elevation view shown at an enlarged scale of the lure cover, with the rear elevation view being a mirror image.
FIG. 3 is a right-side elevation view of the lure cover, with the left-side elevation view being a mirror image.
FIG. 4 is a top plan view of the lure cover.
FIG. 5 is a bottom plan view of the lure cover; and,
FIG. 6 is a top, front, right-side perspective view shown with an indeterminate length.

1 Claim, 2 Drawing Sheets

(56) **References Cited**
U.S. PATENT DOCUMENTS
1,788,674 A * 1/1931 Kent A01K 97/04
43/57.1
4,418,490 A * 12/1983 Ancona A01K 97/06
43/25.2
D309,977 S * 8/1990 Whittier 206/315.11
5,131,180 A * 7/1992 Ives A01K 97/06
43/25.2








FIG. 2



FIG. 3

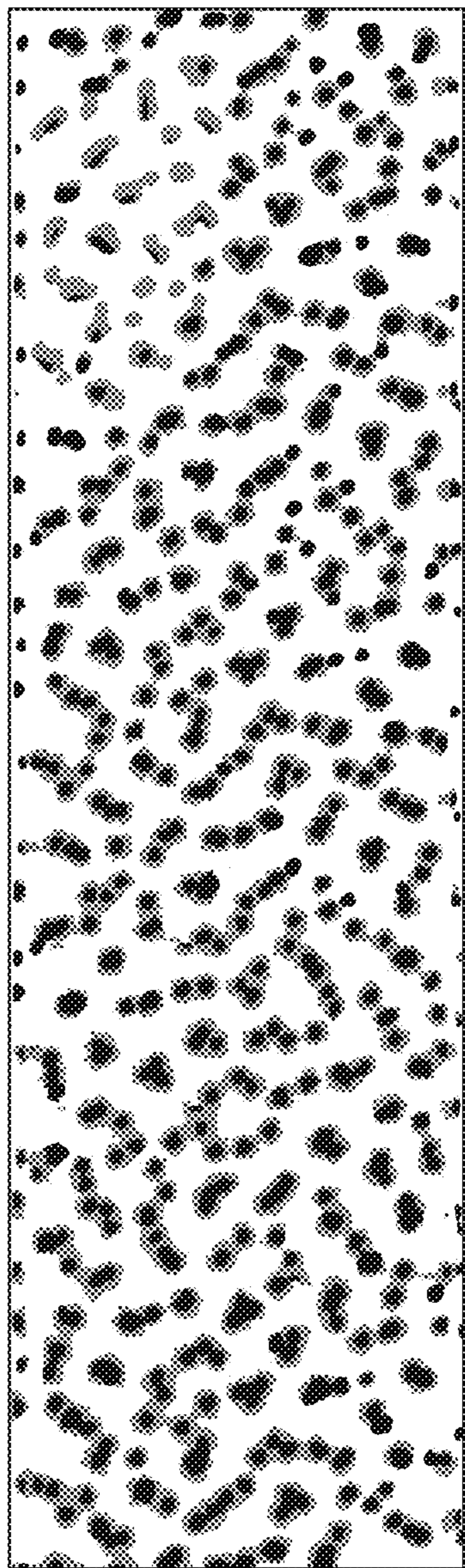


FIG. 4




FIG. 5