



US00D934979S

(12) **United States Design Patent**
O'Clair

(10) **Patent No.:** **US D934,979 S**

(45) **Date of Patent:** **** Nov. 2, 2021**

(54) **PISTOL**

(71) Applicant: **Smith & Wesson Inc.**, Springfield, MA (US)

(72) Inventor: **Sean O'Clair**, Feeding Hills, MA (US)

(73) Assignee: **Smith & Wesson Inc.**, Springfield, MA (US)

(**) Term: **15 Years**

(21) Appl. No.: **29/717,147**

(22) Filed: **Dec. 16, 2019**

(51) **LOC (13) Cl.** **22-01**

(52) **U.S. Cl.**
USPC **D22/104; D21/574**

(58) **Field of Classification Search**
USPC D22/100, 101, 104, 105, 108; D21/573, D21/574
CPC F41C 3/00; F41C 7/00
See application file for complete search history.

(56) **References Cited**

U.S. PATENT DOCUMENTS

D292,112 S *	9/1987	Ruger	D22/104
D359,098 S *	6/1995	Stevens	D22/104
D430,916 S *	9/2000	Bubits	D22/100
D593,629 S *	6/2009	Bantie	D22/104
D598,065 S	8/2009	Vukovic et al.	
7,805,876 B1	10/2010	Danielson et al.	
D671,610 S	11/2012	Nebeker et al.	
8,371,058 B2	2/2013	Trpcic	
D690,374 S *	9/2013	Lee	D21/574
D744,049 S *	11/2015	Chu	D21/574
9,651,337 B1 *	5/2017	Curry	F41C 3/00
9,846,007 B2	12/2017	Young et al.	
D808,487 S *	1/2018	Beville	D22/104
D814,593 S *	4/2018	O'Clair	D22/104
D814,596 S *	4/2018	Curry	D22/108
D823,969 S	7/2018	Beville et al.	

10,161,709 B1 *	12/2018	Wright	F41A 19/183
D846,681 S *	4/2019	Zukowski	D22/104
D849,171 S *	5/2019	O'Clair	D22/104
D849,173 S *	5/2019	Curry	D22/104
D849,174 S	5/2019	Beville et al.	
D854,642 S *	7/2019	Shinkle	D22/104
D857,142 S	8/2019	Beville et al.	
D868,191 S *	11/2019	Martelli	D22/104

(Continued)

FOREIGN PATENT DOCUMENTS

EM	0066945920002	8/2019
EM	0066945920003	8/2019

(Continued)

OTHER PUBLICATIONS

"Smith & Wesson SD9 9mm" [online], Rich Grassi. [Published on Mar. 3, 2011]. Retrieved from the Internet: <<https://www.tactical-life.com/combat-handguns/smith-wesson-sd9-9mm/>>.*

(Continued)

Primary Examiner — Mojtaba Tehrani

(74) *Attorney, Agent, or Firm* — John A. Chionchio, Esq.; Ballard Spahr LLP

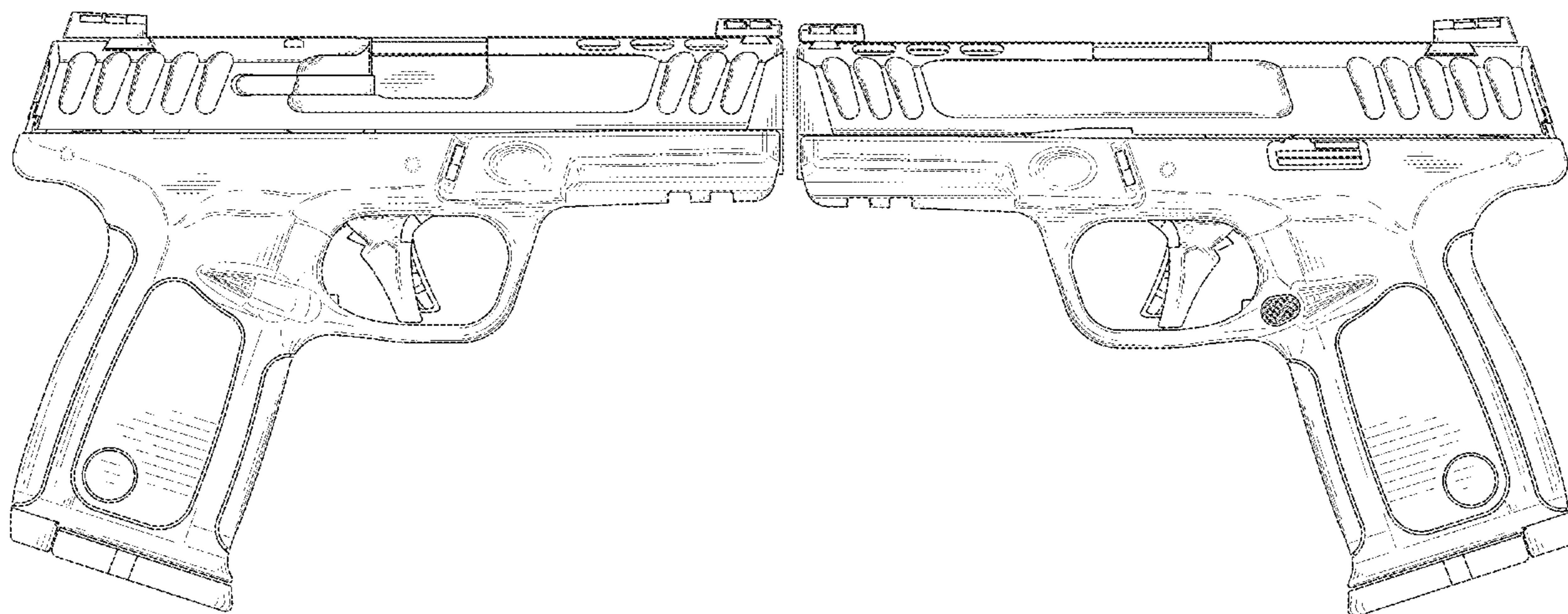
(57) **CLAIM**

I claim the ornamental design for a pistol, as shown and described.

DESCRIPTION

FIG. 1 is a left side of a pistol, showing my new design; FIG. 2 is a left side view of the pistol shown in FIG. 1; FIG. 3 is a top view of the pistol shown in FIG. 1; FIG. 4 is a bottom view of the pistol shown in FIG. 1; FIG. 5 is a front view of the pistol shown in FIG. 1; and, FIG. 6 is a rear view of the pistol shown in FIG. 1. The broken lines in the figures form no part of the claimed design.

1 Claim, 4 Drawing Sheets



(56)

References Cited

U.S. PATENT DOCUMENTS

D894,310 S * 8/2020 Spine D22/104
D918,328 S * 5/2021 Newsome D22/104
11,054,204 B2 * 7/2021 Curry F41A 19/12

FOREIGN PATENT DOCUMENTS

TR 2018024690001 5/2018
TR 2010330001 6/2019
WO D201033001 2/2019

OTHER PUBLICATIONS

“Subcompact Pistols for Summer Concealed Carry” [online], Tom
McHale. [Published on May 10, 2019]. Retrieved from the Internet:
<<https://www.usconcealedcarry.com/blog/subcompact-pistols-for-summer-concealed-carry/>>.*

* cited by examiner




FIG. 1

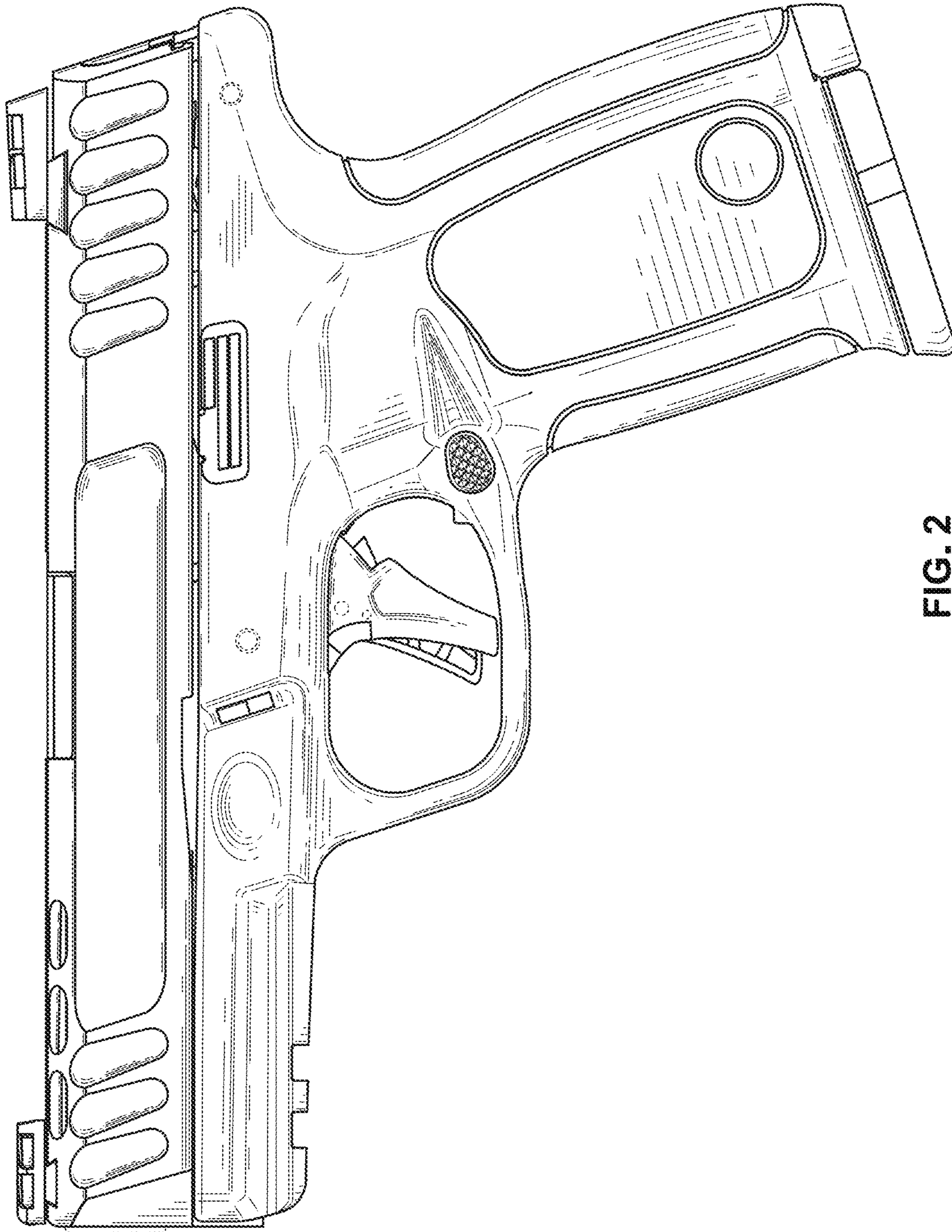


FIG. 2

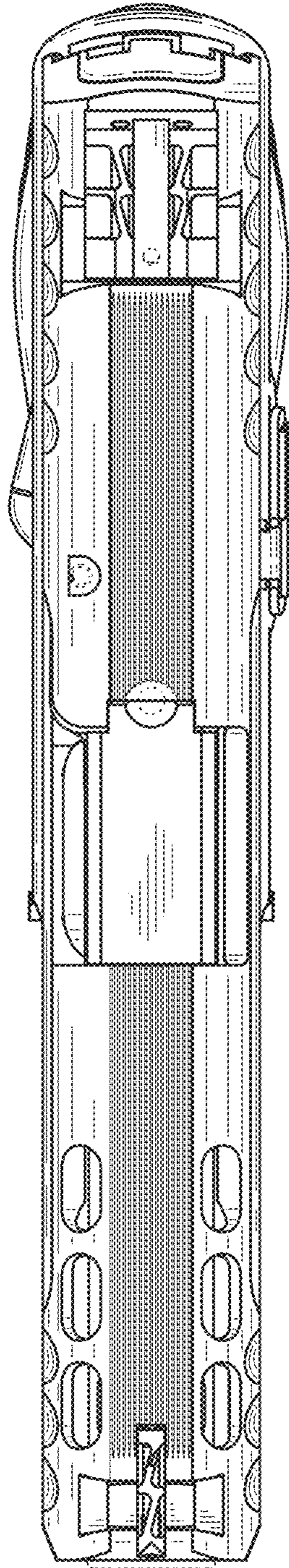


FIG. 3

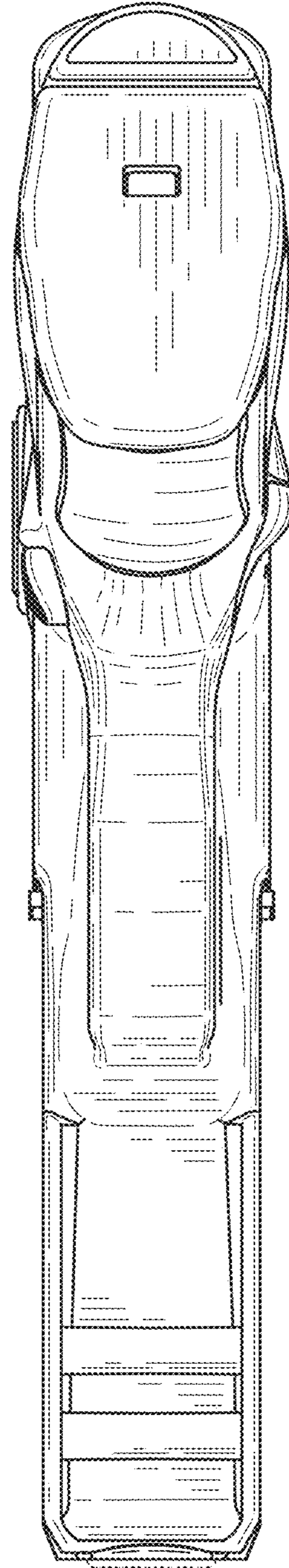


FIG. 4

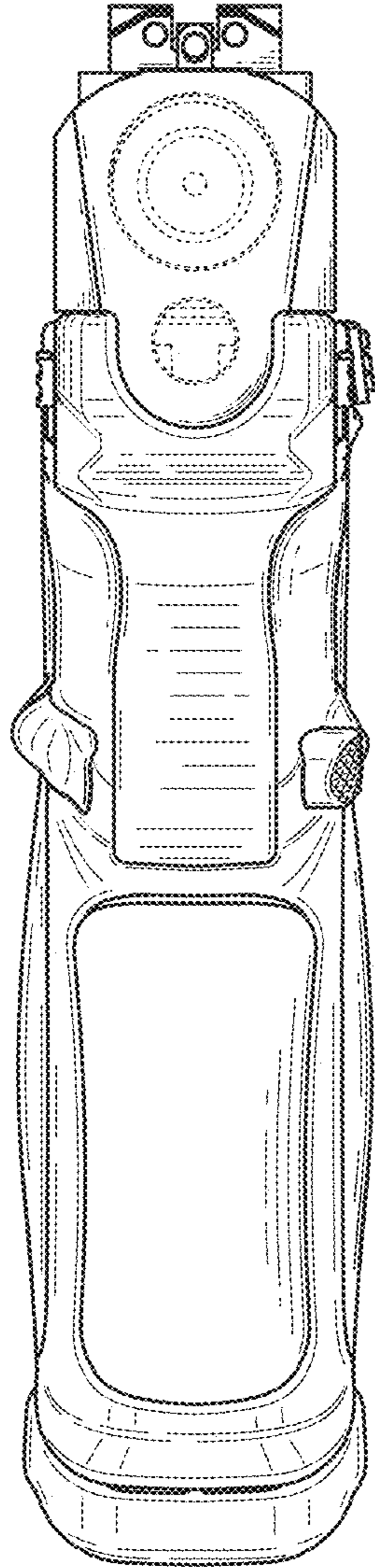


FIG. 5

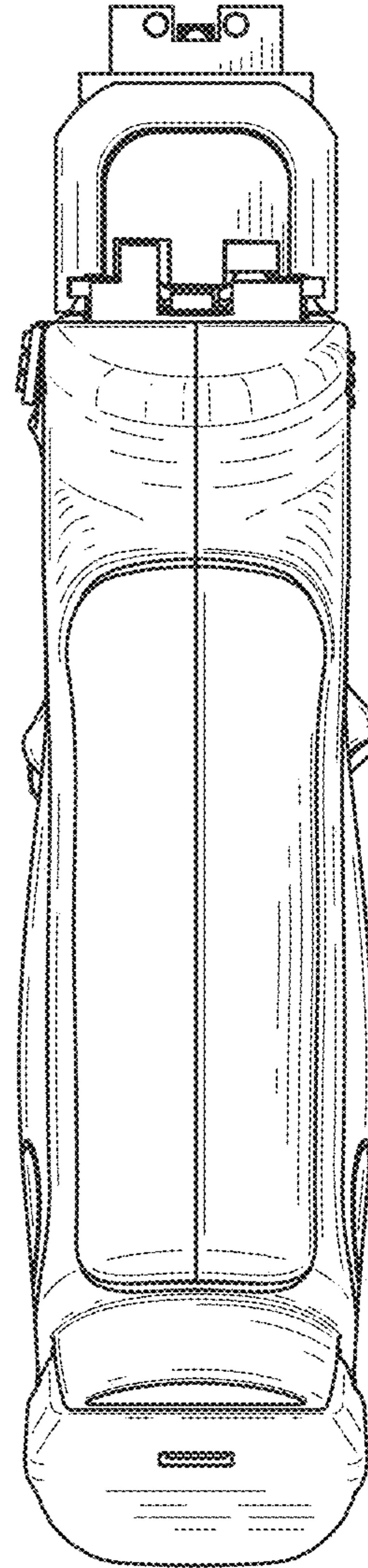


FIG. 6