



US00D934977S

(12) **United States Design Patent** (10) **Patent No.:** **US D934,977 S**
Anderson et al. (45) **Date of Patent:** **** Nov. 2, 2021**

- (54) **SLIDE**
- (71) Applicant: **Ledge Lounger, Inc.**, Brookshire, TX (US)
- (72) Inventors: **Christopher Anderson**, Fulshear, TX (US); **David Bier**, Conroe, TX (US)
- (73) Assignee: **Ledge Lounger, Inc.**, Brookshire, TX (US)
- (**) Term: **15 Years**
- (21) Appl. No.: **29/734,710**
- (22) Filed: **May 14, 2020**
- (51) **LOC (13) Cl.** **21-03**
- (52) **U.S. Cl.**
USPC **D21/818**
- (58) **Field of Classification Search**
USPC D21/811, 814, 818–822
CPC A63G 21/00–21/22
See application file for complete search history.

(56) **References Cited**

U.S. PATENT DOCUMENTS

D207,105 S *	3/1967	Gale	D21/818
D217,486 S *	5/1970	McHugh	D21/820
D227,280 S *	6/1973	Silverman	D21/818
D273,503 S *	4/1984	Mariol	D21/818
D294,378 S *	2/1988	Spirk, Jr.	D21/820
D321,922 S *	11/1991	Basore	D21/820
D328,326 S *	7/1992	Kuan	D21/818
D340,101 S *	10/1993	Ingold	D21/818
D340,102 S *	10/1993	Warren	D21/818
D340,965 S *	11/1993	Lee	D21/818

D367,309 S *	2/1996	van Huystee	D21/818
D375,537 S *	11/1996	Lenihan	D21/826
D428,959 S *	8/2000	Addleman	D21/820
D429,306 S *	8/2000	Addleman	D21/818
D458,661 S *	6/2002	Catelli	D21/820
D472,292 S *	3/2003	Peterson	D21/818
D514,652 S *	2/2006	Auberger	D21/818
D647,587 S *	10/2011	Perlman	D21/818
D870,225 S *	12/2019	Peterson	D21/818
2017/0093026 A1 *	3/2017	Anderson	H01Q 1/3275

* cited by examiner

Primary Examiner — Mitchell I. Siegel

(74) *Attorney, Agent, or Firm* — Banner & Witcoff, Ltd.

(57) **CLAIM**

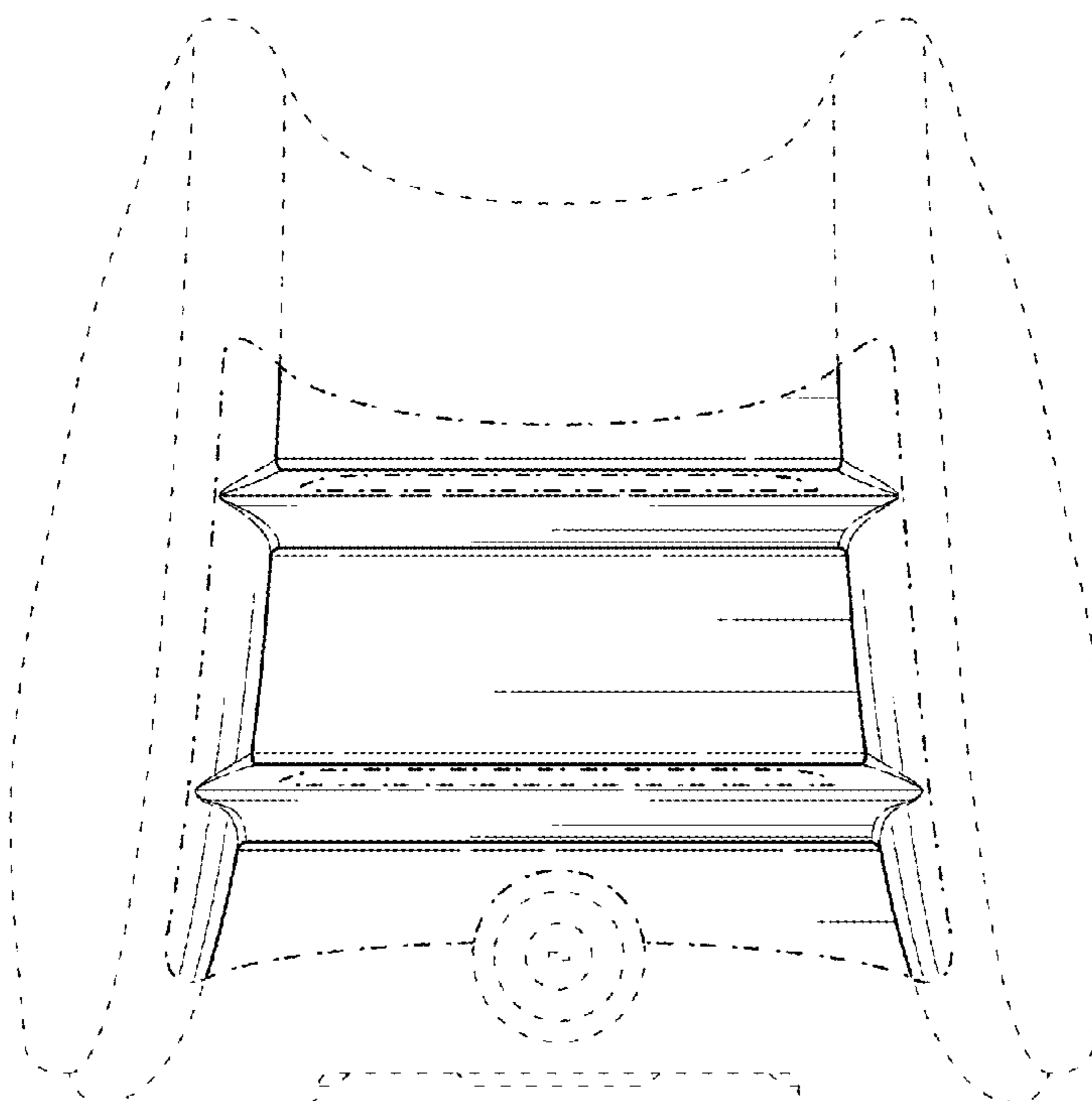
The ornamental design for a slide, as shown and described.

DESCRIPTION

FIG. 1 is a rear view of the claimed design for a slide;
 FIG. 2 is a top view thereof;
 FIG. 3 is a bottom view thereof;
 FIG. 4 is a front view thereof;
 FIG. 5 is a top, front, right perspective view thereof;
 FIG. 6 is a left side view thereof; and,
 FIG. 7 is a right side view thereof.

The uneven-length lines immediately adjacent to the shaded area depict boundaries of the claimed design and form no part thereof. The even-length broken lines showing the remainder of the slide depict environmental structure and form no part of the claimed design. The unshaded regions within the shaded area that are demarcated by uneven-length broken lines form no part of the claimed design. Portions of the slide not shown in the drawing form no part of the claimed design.

1 Claim, 7 Drawing Sheets



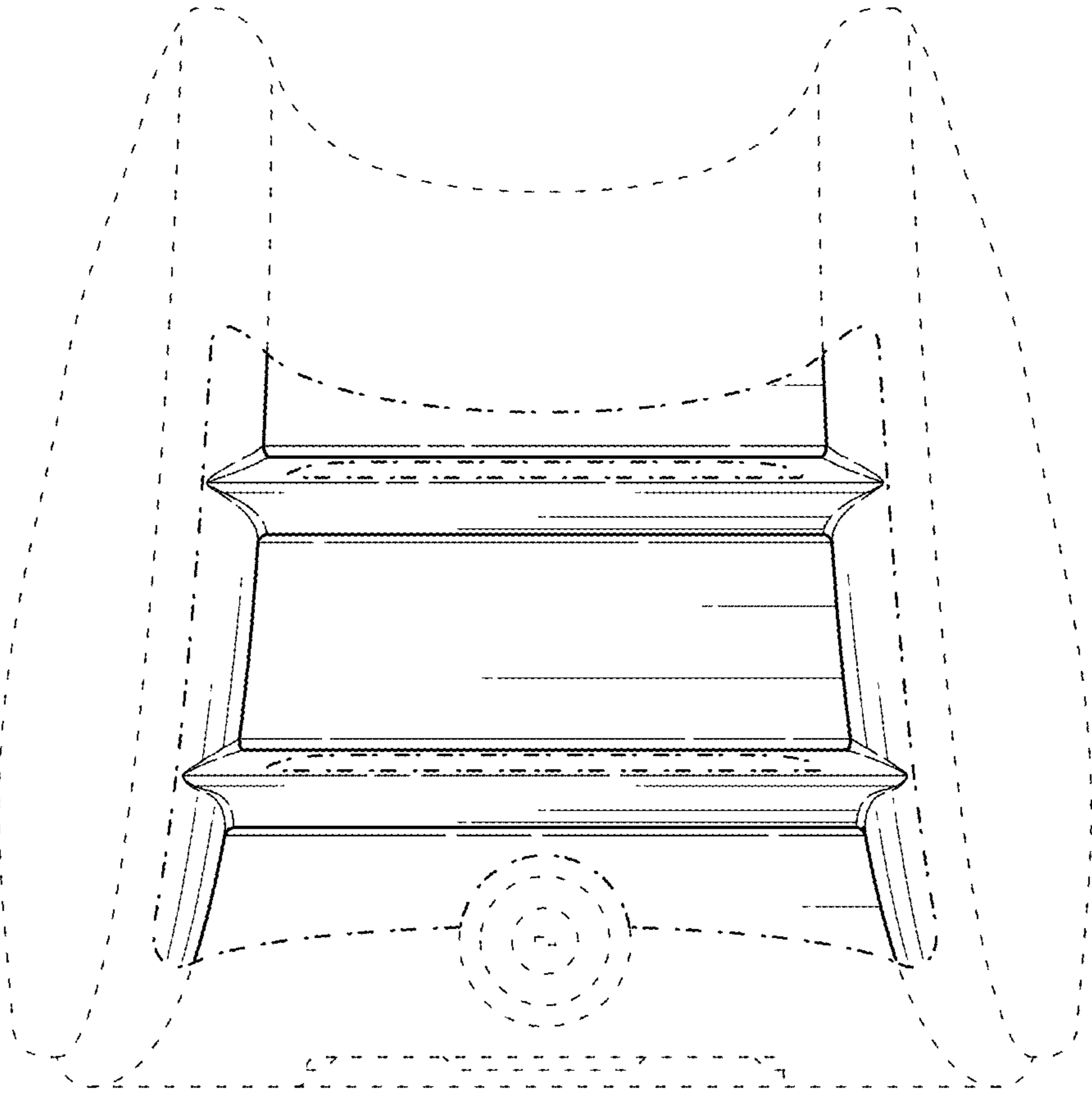


FIG. 1

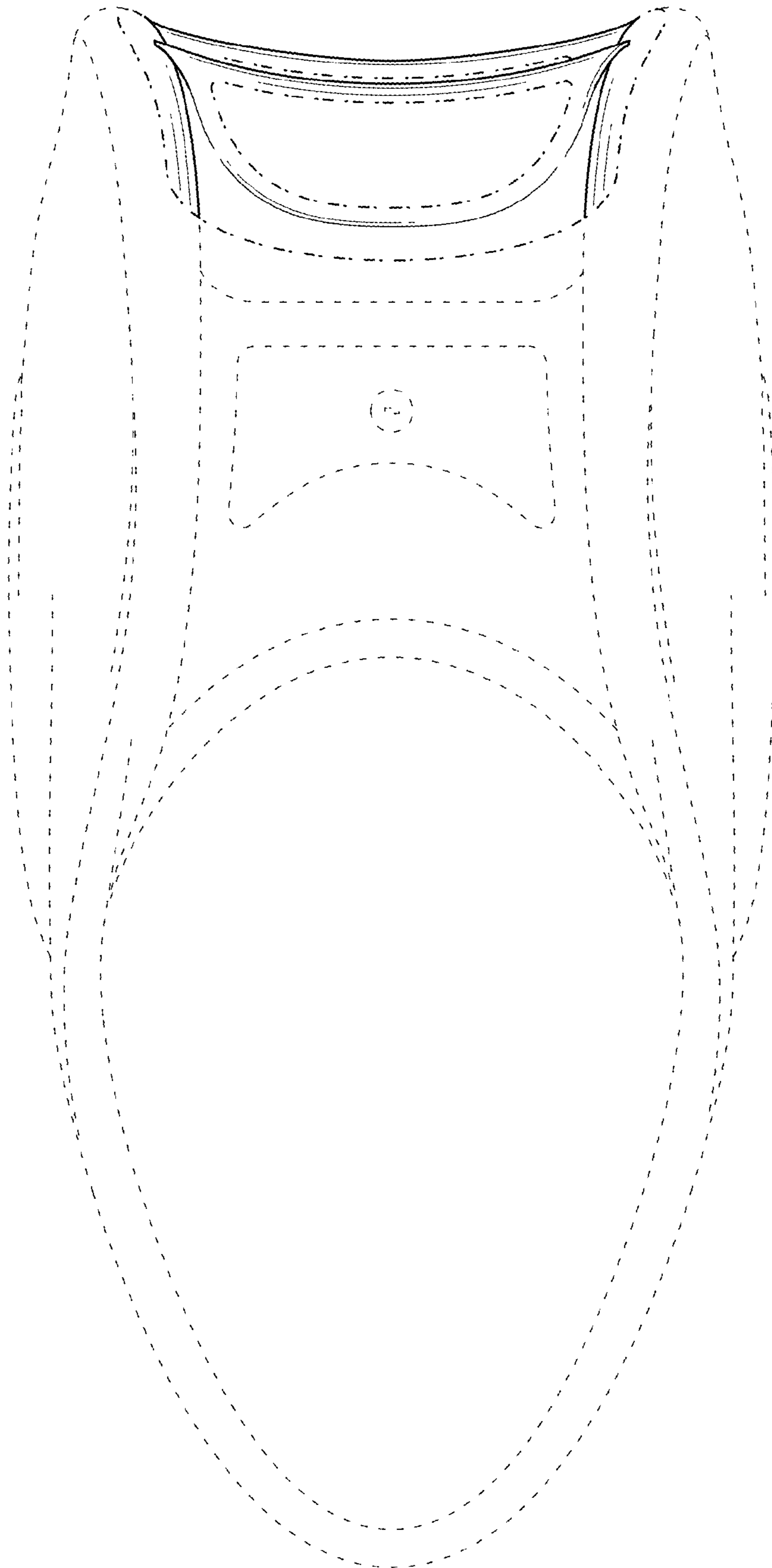


FIG. 2

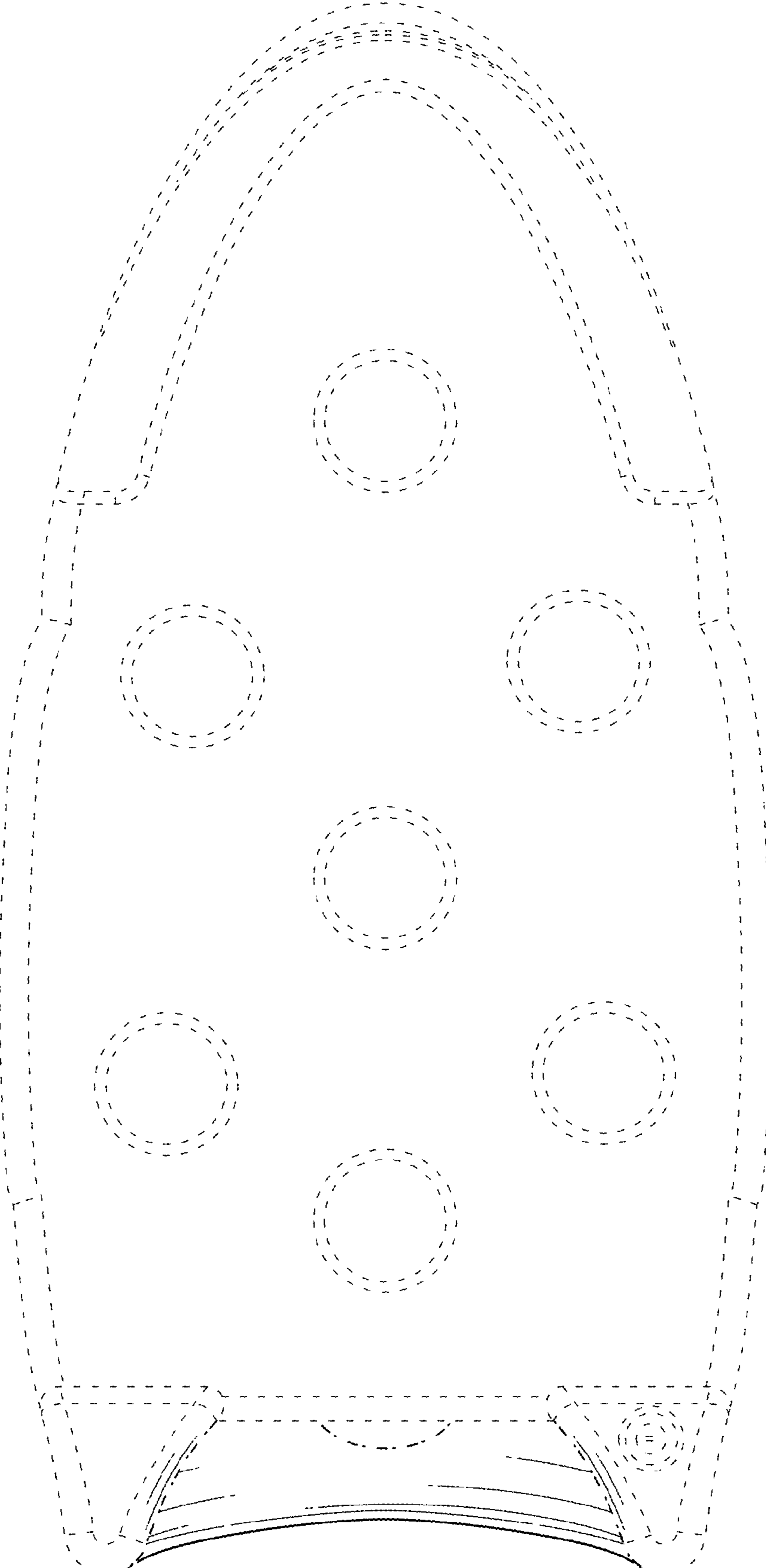


FIG. 3

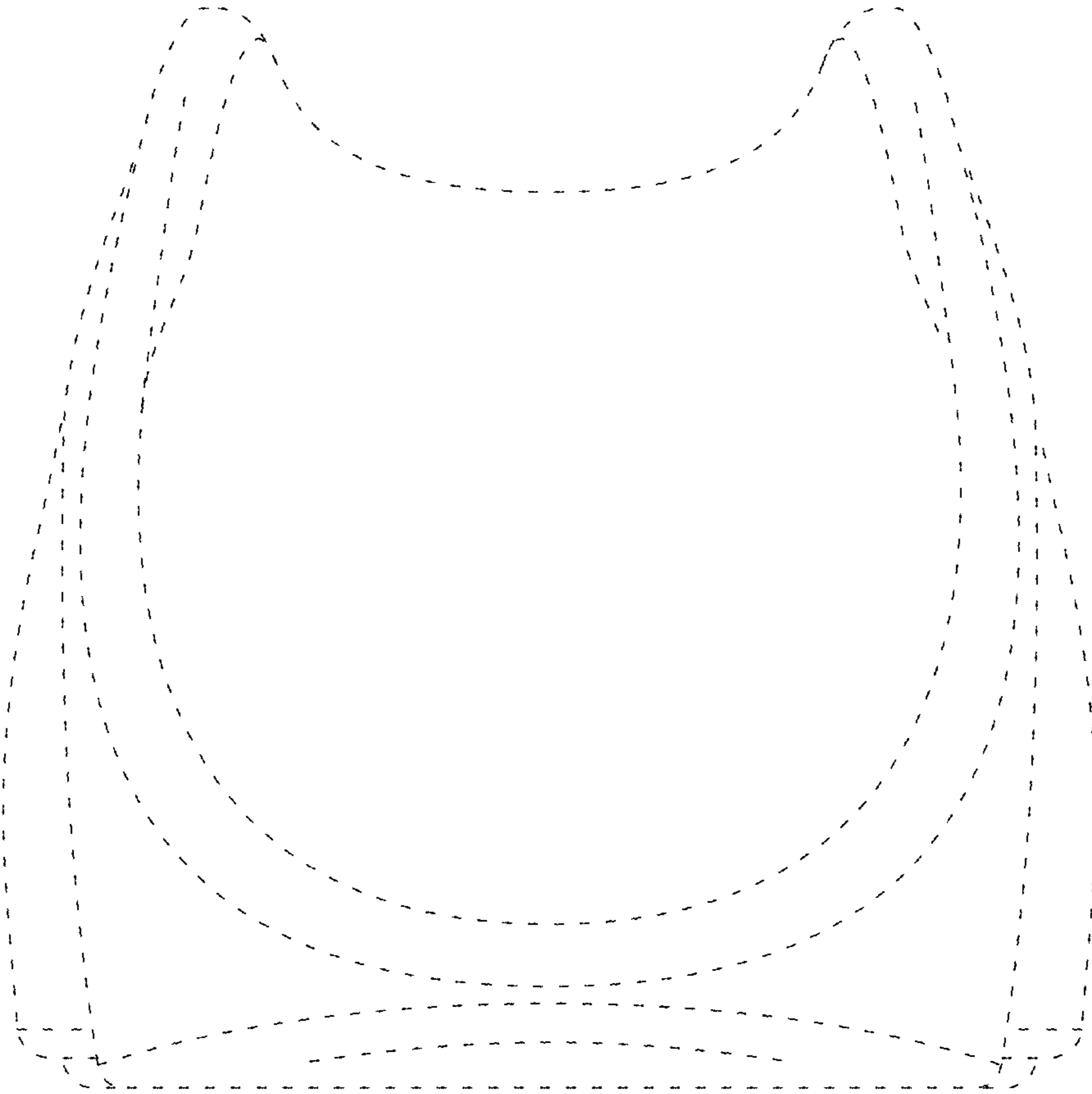


FIG. 4



FIG. 5

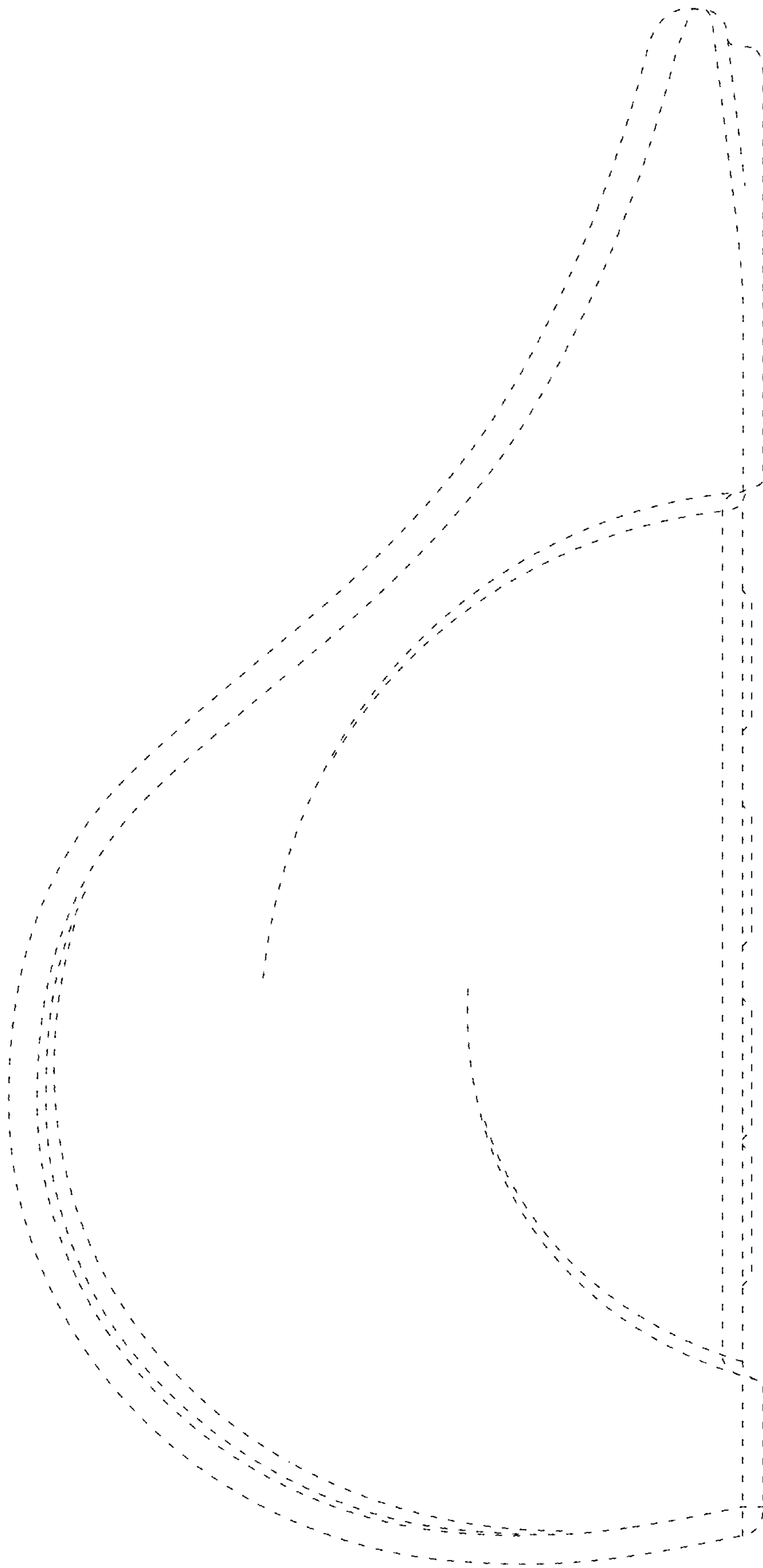


FIG. 6




FIG. 7